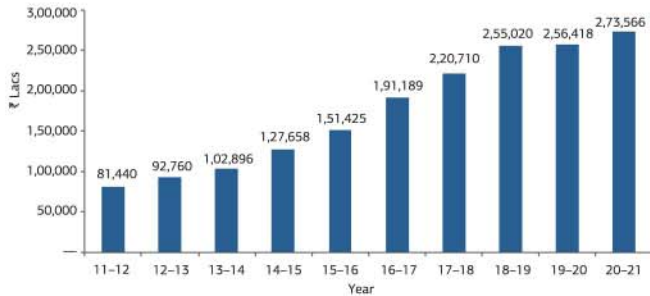


trust technology innovation  
health freedom quality  
efficient easy modern

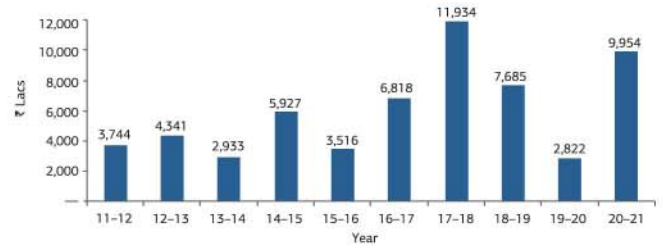


# 10 YEAR HIGHLIGHTS

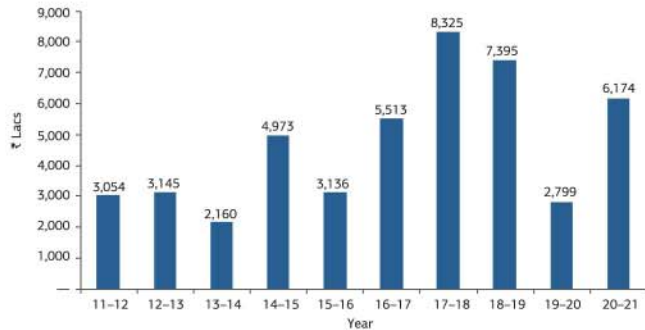
## Total Revenue (₹ in Lacs)



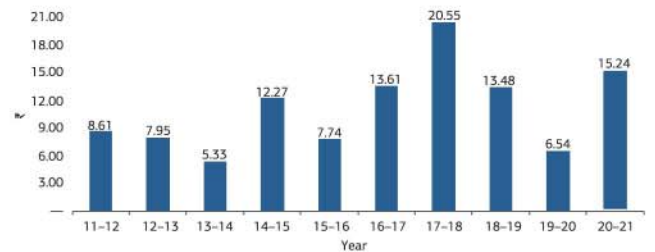
## Profit Before Tax and Exceptional Items (₹ in Lacs)



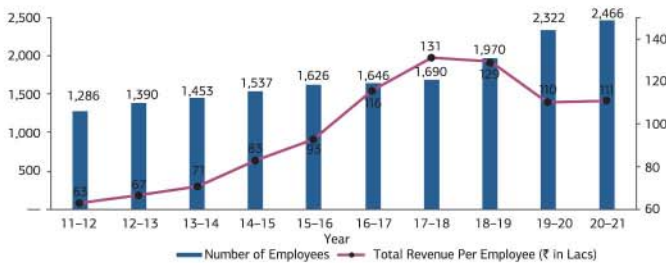
## Profit After Tax (₹ in Lacs)



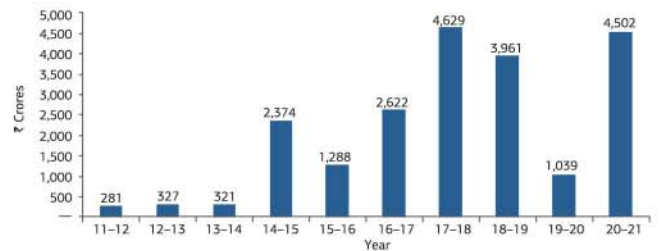
## Basic EPS Before Exceptional Items (₹)



## Employees and Productivity



## Market Capitalisation (₹ in Crores)



## **BOARD OF DIRECTORS**

### *Executive Chairman*

Mr. Bijon Nag

### *Joint Executive Chairman & Managing Director*

Mr. Bikramjit Nag

### *Managing Director & CEO - Appliances Division*

Mr. Rajshankar Ray

### *Managing Director & CEO - Engineering Division*

Mr. Partha Sen

### *Director and CFO*

Mr. Prabir Chatterjee

### *Executive Director & Service Business Head*

Mr. Amar Singh Negi

### *Non-Executive Director*

Mr. Sudip Banerjee

### *Independent Directors*

Dr. Rathindra Nath Mitra

Ms. Sangeeta Shankaran Sumesh

Mr. Rahul Choudhuri

Mr. Ashok Bhandari

Mr. Chacko Joseph

Mr. Desh Raj Dogra

Mr. Biswadip Gupta

## **AUDIT COMMITTEE**

### *Chairman*

Dr. Rathindra Nath Mitra

### *Members*

Ms. Sangeeta Shankaran Sumesh

Mr. Ashok Bhandari

Mr. Chacko Joseph

Mr. Prabir Chatterjee

## **COMPANY SECRETARY**

Mr. G. Ray Chowdhury

## **AUDITORS**

Deloitte Haskins & Sells

Chartered Accountants

## **REGISTRAR AND**

## **SHARE TRANSFER AGENT**

CB Management Services (P) Ltd.

P 22, Bondel Road, Kolkata - 700 019

Tel : (091) (33) 2280 6692/93/94, 4011 6700

Fax : (091) (33) 2287 0263

E-mail : rta@cbmsl.com

## **REGISTERED OFFICE**

14, Taratolla Road

Kolkata - 700 088, India

Tel : (091) (33) 3048 9299

Fax : (091) (33) 3048 9230

CIN : L51109WB1974PLC029637

E-mail : investors@ifbglobal.com

Website : www.ifbindustries.com

## **CORPORATE OFFICE**

Plot No. IND-5, Sector – I

East Kolkata Township

Kolkata - 700 107

Tel : (091) (33) 3984 9524

Fax : (091) (33) 2442 1003

E-mail : investors@ifbglobal.com

## **CONTENTS**

Notice to Members	...	2
Directors' Report	...	24
Report on Corporate Governance	...	74
Standalone Financial Statement		
– Independent Auditor's Report	...	91
– Balance Sheet	...	100
– Statement of Profit and Loss	...	101
– Cash Flow Statement	...	103
– Notes to the Financial Statements	...	105
Consolidated Financial Statement		
– Independent Auditor's Report	...	161
– Balance Sheet	...	168
– Statement of Profit and Loss	...	169
– Cash Flow Statement	...	171
– Notes to the Financial Statements	...	173
10 Year Highlights	...	226



## IFB INDUSTRIES LTD.

CIN: L51109WB1974PLC029637

Registered Office: 14 Taratolla Road, Kolkata -700 088

Tel:91 33 30489299 Fax: 91 33 30489230, E-mail: investors@ifbglobal.com

Website: www.ifbindustries.com

### NOTICE TO MEMBERS

Notice is hereby given that the forty fifth Annual General Meeting of the members of IFB Industries Limited will be held on Friday the 6th day of August, 2021 at 10.30 A.M. IST through Video Conferencing ("VC") / Other Audio Visual Means ("OAVM"), to transact the following business :

#### **ORDINARY BUSINESS:**

- 1) To receive, consider and adopt the Audited Standalone Financial Statements of the Company for the year ended March 31,2021, including the audited Balance Sheet as at March 31, 2021, the statement of Profit and Loss for the year ended on that date and the reports of the Board of Directors and Auditors thereon.
- 2) To receive, consider and adopt Audited Consolidated Financial Statements of the Company for the year ended March 31, 2021 and the Report of the Auditors thereon.
- 3) To appoint a director in place of Mr. Prabir Chatterjee (DIN: 02662511), who retires by rotation and being eligible, offers himself for re-appointment as a Director.

#### **SPECIAL BUSINESS:**

- 4) **To consider and if thought fit, to pass, the following Resolution as a Special Resolution:**

"RESOLVED THAT pursuant to the provisions of Sections 152, 160 and all other applicable provisions if any, of the Companies Act, 2013 ("The Act") and the Companies (Appointment and Qualification of Directors) Rules, 2014 Mr. Partha Sen ( DIN: 07547244 ) who was inducted on the Board as Additional Director in the capacity of Managing Director & CEO of Engineering Division and for appointment of whom the Company has received a nomination from a member proposing his appointment be and is hereby appointed as Managing Director & CEO of Engineering Division of the Company for a period of 5 years with effect from 30.10.2020, liable to retire by rotation."

"RESOLVED FURTHER THAT pursuant to the provisions of Sections 196, 197, 198, 203 and other applicable provisions if any, of the Companies Act, 2013 ("The Act") read with Schedule V to the Act and the Companies (Appointment and Remunerations of Managerial Personnel) Rules, 2014 (including any statutory modification(s) or re-enactment(s) thereof, for the time being in force), consent of the Company be and is hereby accorded for appointment of Mr. Partha Sen ( DIN: 07547244), designated as Managing Director & CEO of Engineering Division of the Company for a period of 5 ( Five ) years, with effect from 30.10.2020, on the terms and conditions including remuneration alongwith interim revision in between as set out in explanatory statement attached hereto and forming part of this resolution notwithstanding that the remuneration may exceed the limits prescribed in the provisions of Sections 197, 198 and Schedule V to the Companies Act, 2013 in case of no profits / inadequate profits during any financial year / period in between."

"RESOLVED FURTHER THAT the Board (the term " Board" includes Board of Directors of Company and the Nomination and Remuneration Committee) be and is hereby authorized to vary and / or modify the terms and conditions including remuneration, benefits and perquisites payable / made available to the appointee in such manner as may be agreed upon between the board and the appointee."

"RESOLVED FURTHER THAT the Board be and is hereby authorized to do all acts, deeds and things and execute all such documents, instruments and writings, as may be required and to delegate all or any of its powers herein conferred to any committee of directors or to any director or to any employee of the Company to give effect to the aforesaid resolutions."

- 5) **To consider and if thought fit, to pass, the following Resolution as an Ordinary Resolution:**

"RESOLVED THAT pursuant to the provisions of Sections 152, 160 and all other applicable provisions if any,

of the Companies Act, 2013 ("The Act") and the Companies (Appointment and Qualification of Directors) Rules, 2014 Mr. Rajshankar Ray (DIN: 03498696), who was inducted on the Board as Additional Director in the capacity of Managing Director & CEO of Appliances Division and for appointment of whom the Company has received a nomination from a member proposing his appointment be and is hereby appointed as Managing Director & CEO of Appliances Division of the Company for a period of 5 years with effect from 30.10.2020, liable to retire by rotation."

"RESOLVED FURTHER THAT pursuant to the provisions of Sections 196, 197, 198, 203 and other applicable provisions if any, of the Companies Act, 2013 ("The Act") read with Schedule V to the Act and the Companies (Appointment and Remunerations of Managerial Personnel) Rules, 2014 (including any statutory modification(s) or re-enactment(s) thereof, for the time being in force), consent of the Company be and is hereby accorded for appointment of Mr. Rajshankar Ray (DIN: 03498696), designated as Managing Director and CEO of Appliances Division of the Company for a period of 5 ( Five ) years, with effect from 30.10.2020, on the terms and conditions including remuneration alongwith interim revision in between as set out in explanatory statement attached hereto and forming part of this resolution notwithstanding that the remuneration may exceed the limits prescribed in the provisions of Sections 197, 198 and Schedule V to the Companies Act, 2013 in case of no profits / inadequate profits during any financial year / period in between."

"RESOLVED FURTHER THAT the Board (the term " Board" includes Board of Directors of Company and the Nomination and Remuneration Committee) be and is hereby authorized to vary and / or modify the terms and conditions including remuneration, benefits and perquisites payable / made available to the appointee in such manner as may be agreed upon between the board and the appointee."

"RESOLVED FURTHER THAT the Board be and is hereby authorized to do all acts, deeds and things and execute all such documents, instruments and writings, as may be required and to delegate all or any of its powers herein conferred to any committee of directors or to any director or to any employee of the Company to give effect to the aforesaid resolutions."

**6) To consider and if thought fit, to pass, the following Resolution as an Ordinary Resolution:**

"RESOLVED THAT pursuant to the provisions of Sections 152, 160 and all other applicable provisions if any, of the Companies Act, 2013 ("The Act") and the Companies (Appointment and Qualification of Directors) Rules, 2014 Mr. Amar Singh Negi (DIN: 008941850) who was inducted on the Board as Additional Director in the capacity of Executive Director-Service Business Head and for appointment of whom the Company has received a nomination from a member proposing his appointment be and is hereby appointed as Executive Director-Service Business Head of the Company for a period of 5 years with effect from 30.10.2020, liable to retire by rotation."

"RESOLVED FURTHER THAT pursuant to the provisions of Sections 196, 197, 198 and other applicable provisions if any, of the Companies Act, 2013 ("The Act") read with Schedule V to the Act and the Companies (Appointment and Remunerations of Managerial Personnel) Rules, 2014 (including any statutory modification(s) or re-enactment(s) thereof, for the time being in force), consent of the Company be and is hereby accorded for appointment of Mr. Amar Singh Negi (DIN: 008941850), designated as Executive Director – Service Business Head of the Company for a period of 5 ( Five ) years, with effect from 30.10.2020, on the terms and conditions including remuneration alongwith interim revision in between as set out in explanatory statement attached hereto and forming part of this resolution notwithstanding that the remuneration may exceed the limits prescribed in the provisions of Sections 197, 198 and Schedule V to the Companies Act, 2013 in case of no profits / inadequate profits during any financial year / period in between."

"RESOLVED FURTHER THAT the Board (the term " Board" includes Board of Directors of Company and the Nomination and Remuneration Committee) be and is hereby authorized to vary and / or modify the terms and conditions including remuneration, benefits and perquisites payable / made available to the appointee in such manner as may be agreed upon between the board and the appointee."

“RESOLVED FURTHER THAT the board be and is hereby authorized to do all acts, deeds and things and execute all such documents, instruments and writings, as may be required and to delegate all or any of its powers herein conferred to any committee of directors or to any director or to any employee of the Company to give effect to the aforesaid resolutions.”

**7) To consider and if thought fit, to pass, the following Resolution as an Ordinary Resolution:**

“RESOLVED THAT pursuant to the provisions of Sections 196, 197, 198 and other applicable provisions if any, of the Companies Act, 2013 (“The Act”) read with Schedule V to the Act and the Companies (Appointment and Remunerations of Managerial Personnel) Rules, 2014 (including any statutory modification(s) or re-enactment(s) thereof, for the time being in force), consent of the Company be and is hereby accorded to increase the remuneration paid/payable to Mr. Prabir Chatterjee (DIN: 02662511) , Whole-time Director and CFO of the Company with effect from 01.04.2021 as set out in the Explanatory Statement attached to this Notice.”

“RESOLVED FURTHER THAT notwithstanding anything contained in Sections 197, 198 and Schedule V of the Companies Act, 2013 or any amendments / re-enactment thereof or any revised/ new schedule thereof, in the event of absence of profits or inadequate profits in any financial year, the salary, perquisites and statutory benefits as set out in the explanatory statement forming part of this resolution be paid as minimum remuneration to Mr. Prabir Chatterjee, designated as Whole-time Director & CFO of the Company even if it exceeds the various stipulated limits of the various provisions of the Companies Act, 2013 or the rules related thereto during any financial year / period in between.”

“RESOLVED FURTHER THAT the Board (the term “Board” includes Board of Directors of Company and the Nomination and Remuneration Committee) be and is hereby authorized to vary and / or modify the terms and conditions including remuneration, benefits and perquisites payable / made available to the appointee in such manner as may be agreed upon between the board and the appointee.”

“RESOLVED FURTHER THAT the board be and is hereby authorized to do all acts, deeds and things and execute all such documents, instruments and writings, as may be required and to delegate all or any of its powers herein conferred to any committee of directors or to any director or to any employee of the Company to give effect to the aforesaid resolutions.”

**8) To consider and if thought fit, to pass, the following Resolution as a Special Resolution:**

“RESOLVED THAT pursuant to the provisions of Sections 149, 152 and other applicable provisions, if any, of the Companies Act, 2013 and the Rules made thereunder read with Schedule IV of the Companies Act, 2013, or any amendment or modification thereof, and Regulation 17 and other applicable Regulations of the Securities and Exchange Board of India (Listing Obligations and Disclosure Requirements) Regulations, 2015, Mr. Ashok Bhandari (DIN : 00012210), Independent Director of the Company, who has submitted a declaration that he meets the criteria for independence as provided in the Act and Listing Regulations, and who is eligible for re-appointment and in respect of whom based on his evaluation of performance, the Nomination and Remuneration Committee has recommended his re-appointment on the Board, be and is hereby re-appointed as an Independent Director of the Company for second term of five consecutive years with effect from 30.01.2021, not liable to retire by rotation.”

**9) To consider and if thought fit, to pass, the following Resolution as an Ordinary Resolution:**

“RESOLVED THAT pursuant to the provisions of Sections 149, 152, 160 and other applicable provisions of the Companies Act, 2013 and the Rules made thereunder read with Schedule IV of the Companies Act, 2013, or any amendment or modification thereof, and Regulation 17 of the Securities and Exchange Board of India (Listing Obligations and Disclosure Requirements) Regulations, 2015, Mr. Desh Raj Dogra (DIN : 00226775) who was inducted on the Board as Additional Director in the capacity of an Independent Director and for appointment of whom the Company has received a nomination from a member proposing his appointment be and is hereby appointed as an Independent Director of the Company for a term of one year with effect from 10.02.2021, not liable to retire by rotation.”

10) **To consider and if thought fit, to pass, the following Resolution as an Ordinary Resolution:**

“RESOLVED THAT pursuant to the provisions of Sections 149, 152, 160 and other applicable provisions of the Companies Act, 2013 and the Rules made thereunder read with Schedule IV of the Companies Act, 2013, or any amendment or modification thereof, and Regulation 17 of the Securities and Exchange Board of India (Listing Obligations and Disclosure Requirements) Regulations, 2015, Mr. Biswadip Gupta (DIN: 00048258) who was inducted on the Board as Additional Director in the capacity of an Independent Director and for appointment of whom the Company has received a nomination from a member proposing his appointment be and is hereby appointed as an Independent Director of the Company for a term of one year with effect from 10.02.2021, not liable to retire by rotation.”

11) **To consider and if thought fit, to pass, the following Resolution as an Ordinary Resolution:**

“RESOLVED THAT pursuant to the provisions of Section 148(3) and other applicable provisions, if any, of the Companies Act, 2013 (‘The Act’) read with Rule 14 of Companies (Audit and Auditors) Rules, 2014, the remuneration payable during the year 2021-22 to M/s. MANI & CO, Cost Accountants appointed by the Board of Directors of the Company to conduct the audit of cost records of the Company for the financial year 2021-22, amounting to Rs.8,00,000/- (Rupees Eight lacs Only) plus tax as applicable and reimbursement of conveyance expenses on actual basis as incurred by them in connection with the aforesaid audit be and is hereby ratified and confirmed.”

**Registered Office :**

14, Taratolla Road  
Kolkata - 700 088  
CIN : L51109WB1974PLC029637  
E-mail : investors@ifbglobal.com  
Website : www.ifbindustries.com

Place : Kolkata

Date : 14th June, 2021

By Order of the Board

**G Ray Chowdhury**

*Company Secretary*

Membership No. : A8529

**NOTES :**

- In view of the continuing COVID-19 pandemic, the Ministry of Corporate Affairs (“MCA”) has vide its circular nos. 14/2020 and 17/2020 dated April 8, 2020 and April 13, 2020 respectively, in relation to “Clarification on passing of ordinary and special resolutions by companies under the Companies Act, 2013 and the rules made thereunder on account of the threat posed by Covid-19”, circular no. 20/2020 dated May 5, 2020 in relation to “Clarification on holding of annual general meeting (AGM) through video conferencing (VC) or other audio visual means (OAVM)” and Circular no. 02/2021 dated January 13, 2021 in relation to “Clarification on holding of annual general meeting (AGM) through video conferencing (VC) or other audio visual means (OAVM)” (collectively referred to as “MCA Circulars”) and Securities and Exchange Board of India (“SEBI”) vide its circular no. SEBI/HO/CFD/CMD1/CIR/P/2020/79 dated May 12, 2020 in relation to “Additional relaxation in relation to compliance with certain provisions of SEBI (Listing Obligations and Disclosure Requirements) Regulations 2015 – Covid-19 pandemic” and circular no. SEBI/HO/CFD/CMD2/CIR/P/2021/11 dated January 15, 2021 in relation to “Relaxation from compliance with certain provisions of the SEBI (Listing Obligations and Disclosure Requirements) Regulations, 2015 due to the COVID -19 pandemic” (collectively referred to as “SEBI Circulars”) permitted the holding of the Annual General Meeting (“AGM”) through VC / OAVM, without the physical presence of the Members at a common venue. In compliance with the MCA Circulars and SEBI Circulars, the AGM of the members of the Company is being held through VC / OAVM.
- Brief resume of Directors including those proposed to be appointed/ reappointed, nature of their expertise in specific functional areas, no. of companies in which they hold directorships and memberships/ chairmanships of Board Committees, shareholding and relationships between directors inter-se as stipulated under SEBI (Listing obligations & Disclosure Requirements) Regulation, 2015 are provided as Annexure to the Notice & Corporate Governance Report which forms part of the Annual Report.

3. Members of the Company had approved the appointment of Messars Deloitte Haskins & Sells, Chartered Accountants, having registration No. 302009E as the Statutory Auditors of the Company at the 43rd Annual General Meeting which is valid till 48th AGM. In accordance with the Act, the appointment of Statutory Auditors is not required to be ratified in every AGM.
4. Pursuant to SEBI Circular no. SEBI/HO/CFD/CMD2/CIR/P/2021/11 dated January 15, 2021 the requirement of sending hard copies of annual reports to shareholders has been dispensed with.
5. Pursuant to the provisions of the Act, a Member entitled to attend and vote at the AGM is entitled to appoint a proxy to attend and vote on his/her behalf and the proxy need not be a Member of the Company. Since this AGM is being held pursuant to the MCA Circulars through VC / OAVM, physical attendance of Members has been dispensed with. Accordingly, the facility for appointment of proxies by the Members will not be available for the AGM and hence the Proxy Form and Attendance Slip are not annexed to this Notice.
6. Institutional / Corporate Shareholders of its Board or governing body Resolution/Authorization etc., authorizing its representative to attend the AGM through VC / OAVM on its behalf and to vote through remote e-voting. The said Resolution/Authorization shall be sent to the Scrutinizer by email through its registered email address to patnaikandpatnaik@yahoo.com with a copy marked to evoting@nsdl.co.in.
7. A statement pursuant to Section 102(1) of the Companies Act, 2013, relating to the Special Business to be transacted at the meeting is annexed hereto.
8. The Company has notified closure of Register of Members and Share Transfer Books from 31.07.2021 to 06.08.2021 (both days inclusive) for the purposes of AGM.
9. Members are requested to intimate changes, if any, pertaining to their name, postal address, email address, telephone/mobile numbers, Permanent Account Number (PAN), mandates, nominations, power of attorney, etc., to their DPs in case the shares are held by them in electronic form and to IFB/Registrar of the Company in case the shares are held by them in physical form.
10. In case of joint holders, the Member whose name appears as the first holder in the order of names as per the Register of Members of the Company will be entitled to vote at the AGM.
11. Members seeking any information with regard to the accounts or any matter to be placed at the AGM, are requested to write to the Company on or before 3rd August, 2021 through email to investors@ifbgolobal.com. The same will be replied by the Company suitably.
12. Since the AGM will be held through VC / OAVM, the Route Map is not annexed in this Notice.
13. During the AGM, the Register of Directors and Key Managerial Personnel and their shareholding maintained under Section 170 of the Act and the Register of Contracts or arrangements in which Directors are interested maintained under Section 189 of the Companies Act, shall be made available for on-line inspection upon login at NSDL e-Voting system at [www.evoting.nsdl.com](http://www.evoting.nsdl.com).
14. Pursuant to the Circular No. 14/2020 dated April 08, 2020, issued by the Ministry of Corporate Affairs, the facility to appoint proxy to attend and cast vote for the members is not available for this AGM. However, the Body Corporates are entitled to appoint authorised representatives to attend the AGM through VC/OAVM and participate there at and cast their votes through e-voting.
15. The Members can join the AGM in the VC/OAVM mode 45 minutes before the scheduled time of the commencement of the Meeting by following the procedure mentioned in the Notice. The facility of participation at the AGM through VC/OAVM will be made available for 1000 members on first come first served basis. This will not include large Shareholders (Shareholders holding 2% or more shareholding), Promoters, Institutional Investors, Directors, Key Managerial Personnel, the Chairpersons of the Audit Committee, Nomination and Remuneration Committee and Stakeholders Relationship Committee, Auditors etc. who are allowed to attend the AGM without restriction on account of first come first served basis.



16. The attendance of the Members attending the AGM through VC/OAVM will be counted for the purpose of reckoning the quorum under Section 103 of the Companies Act, 2013.
17. Pursuant to the provisions of Section 108 of the Companies Act, 2013 read with Rule 20 of the Companies (Management and Administration) Rules, 2014 (as amended) and Regulation 44 of SEBI (Listing Obligations & Disclosure Requirements) Regulations 2015 (as amended), and the Circulars issued by the Ministry of Corporate Affairs dated April 08, 2020, April 13, 2020 and May 05, 2020 the Company is providing facility of remote e-Voting to its Members in respect of the business to be transacted at the AGM. For this purpose, the Company has entered into an agreement with National Securities Depository Limited (NSDL) for facilitating voting through electronic means, as the authorized agency. The facility of casting votes by a member using remote e-Voting system as well as venue voting on the date of the AGM will be provided by NSDL.
18. In line with the Ministry of Corporate Affairs (MCA) Circular No. 17/2020 dated April 13, 2020, the Notice calling the AGM has been uploaded on the website of the Company at [www.ifbindustries.com](http://www.ifbindustries.com). The Notice can also be accessed from the websites of the Stock Exchanges i.e. BSE Limited and National Stock Exchange of India Limited at [www.bseindia.com](http://www.bseindia.com) and [www.nseindia.com](http://www.nseindia.com) respectively and the AGM Notice is also available on the website of NSDL (agency for providing the Remote e-Voting facility) i.e. [www.evoting.nsdl.com](http://www.evoting.nsdl.com).
19. The remote e-voting period begins on 3rd August, 2021 at 9:00 A.M. and ends on 5th August 2021 at 5:00 P.M. The remote e-voting module shall be disabled by NSDL for voting thereafter. The Members, whose names appear in the Register of Members / Beneficial Owners as on the record date (cut-off date) i.e. 30th July, 2021, may cast their vote electronically. The voting right of shareholders shall be in proportion to their share in the paid-up equity share capital of the Company as on the cut-off date, being 30th July 2021.
20. The details of the process and manner for remote e-Voting are explained herein below:  
Step 1: Access to NSDL e-Voting system  
Step 2: Cast your vote electronically and join virtual meeting on NSDL e-Voting system.

**Details on Step 1 are mentioned below:**

**A. Login method for remote e-Voting and joining virtual meeting for Individual shareholders holding securities in demat mode**

In terms of SEBI circular dated December 9, 2020 on e-Voting facility provided by Listed Companies, Individual shareholders holding securities in demat mode are allowed to vote through their demat account maintained with Depositories and Depository Participants. Shareholders are advised to update their mobile number and email Id in their demat accounts in order to access e-Voting facility.

Login method for Individual shareholders holding securities in demat mode is given below:

Type of shareholders	Login Method
Individual Shareholders holding securities in demat mode with NSDL.	<p><b>A. NSDL IDeAS facility</b></p> <p><b>If you are already registered, follow the below steps:</b></p> <ol style="list-style-type: none"> <li>1. Visit the e-Services website of NSDL. Open web browser by typing the following URL: <a href="https://eservices.nsdl.com/">https://eservices.nsdl.com/</a> either on a Personal Computer or on a mobile.</li> <li>2. Once the home page of e-Services is launched, click on the “Beneficial Owner” icon under “Login” which is available under “IDeAS” section.</li> <li>3. A new screen will open. You will have to enter your User ID and Password. After successful authentication, you will be able to see e-Voting services.</li> </ol>

	<ol style="list-style-type: none"> <li>Click on “Access to e-Voting” appearing on the left hand side under e-Voting services and you will be able to see e-Voting page.</li> <li>Click on options available against company name or e-Voting service provider - NSDL and you will be re-directed to NSDL e-Voting website for casting your vote during the remote e-Voting period or joining virtual meeting and e-Voting during the meeting.</li> </ol> <p><b>If you are not registered, follow the below steps:</b></p> <ol style="list-style-type: none"> <li>Option to register is available at <a href="https://eservices.nsdl.com">https://eservices.nsdl.com</a>.</li> <li>Select “Register Online for IDeAS” Portal or click at <a href="https://eservices.nsdl.com/SecureWeb/IdeasDirectReg.jsp">https://eservices.nsdl.com/SecureWeb/IdeasDirectReg.jsp</a></li> <li>Please follow steps given in points 1-5.</li> </ol> <p><b>B. e-Voting website of NSDL</b></p> <ol style="list-style-type: none"> <li>Open web browser by typing the following URL: <a href="https://www.evoting.nsdl.com/">https://www.evoting.nsdl.com/</a> either on a personal computer or on a mobile phone.</li> <li>Once the home page of e-Voting system is launched, click on the icon “Login” which is available under ‘Shareholder/Member’ section.</li> <li>A new screen will open. You will have to enter your User ID (i.e. your sixteen digit demat account number held with NSDL), Password / OTP and a Verification Code as shown on the screen.</li> <li>After successful authentication, you will be redirected to NSDL website wherein you can see e-Voting page. Click on options available against company name or e-Voting service provider - NSDL and you will be redirected to e-Voting website of NSDL for casting your vote during the remote e-Voting period or joining virtual meeting and e-Voting during the meeting.</li> </ol>
Individual Shareholders holding securities in demat mode with CDSL	<ol style="list-style-type: none"> <li>Existing users who have opted for Easi / Easiest, can login through their user id and password. Option will be made available to reach e-Voting page without any further authentication. The URL for users to login to Easi / Easiest is <a href="https://web.cdslindia.com/myeasi/home/login">https://web.cdslindia.com/myeasi/home/login</a> or <a href="http://www.cdslindia.com">www.cdslindia.com</a> and click on New System Myeasi.</li> <li>After successful login of Easi / Easiest the user will be also able to see the e-Voting Menu. The Menu will have links of ESP i.e. NSDL portal. Click on NSDL to cast your vote.</li> <li>If the user is not registered for Easi/Easiest, option to register is available at <a href="https://web.cdslindia.com/myeasi/Registration/EasiRegistration">https://web.cdslindia.com/myeasi/Registration/EasiRegistration</a>. Alternatively, the user can directly access e-Voting page by providing demat Account Number and PAN from a link in <a href="http://www.cdslindia.com">www.cdslindia.com</a> home page. The system will authenticate the user by sending OTP on registered Mobile and e-mail as recorded in the demat Account. After successful authentication, user will be provided links for the respective ESP i.e. NSDL where the e-Voting is in progress.</li> </ol>
Individual Shareholders (holding securities in demat mode) login through their depository participants	<ol style="list-style-type: none"> <li>You can also login using the login credentials of your demat account through your DP registered with NSDL / CDSL for e-Voting facility.</li> <li>Once logged-in, you will be able to see e-Voting option. Once you click on e-Voting option, you will be redirected to NSDL / CDSL Depository site after successful authentication, wherein you can see e-Voting feature.</li> <li>Click on options available against company name or e-Voting service provider - NSDL and you will be redirected to e-Voting website of NSDL for casting your vote during the remote e-Voting period or joining virtual meeting and e-Voting during the meeting.</li> </ol>

**Important note:** Members who are unable to retrieve User ID/ Password are advised to use Forget User ID and Forget Password option available at abovementioned website.

**Helpdesk for Individual Shareholders holding securities in demat mode for any technical issues related to login through Depository i.e. NSDL and CDSL.**

Login type	Helpdesk details
Individual Shareholders holding securities in demat mode with NSDL	Members facing any technical issue in login can contact NSDL helpdesk by sending a request at <a href="mailto:evoting@nsdl.co.in">evoting@nsdl.co.in</a> or call at toll free no.: 1800 1020 990 and 1800 22 44 30
Individual Shareholders holding securities in demat mode with CDSL	Members facing any technical issue in login can contact CDSL helpdesk by sending a request at <a href="mailto:helpdesk.evoting@cdslindia.com">helpdesk.evoting@cdslindia.com</a> or contact at 022- 23058738 or 022-23058542-43

**B. Login Method for e-Voting and joining virtual meeting for shareholders other than Individual shareholders holding securities in demat mode and shareholders holding securities in physical mode:**

**How to Log-in to NSDL e-Voting website?**

- Visit the e-Voting website of NSDL. Open web browser by typing the following URL: <https://www.evoting.nsdl.com/> either on a Personal Computer or on a mobile.
- Once the home page of e-Voting system is launched, click on the icon “Login” which is available under ‘Shareholder/ Member’ section.
- A new screen will open. You will have to enter your User ID, your Password/OTP and a Verification Code as shown on the screen.

*Alternatively, if you are registered for NSDL eservices i.e. IDEAS, you can log-in at <https://eservices.nsdl.com/> with your existing IDEAS login. Once you log-in to NSDL eservices after using your log-in credentials, click on e-Voting and you can proceed to Step 2 i.e. Cast your vote electronically.*

- Your User ID details are given below :

Manner of holding shares i.e.Demat (NSDL or CDSL) or Physical	Your User ID is:
a) For Members who hold shares in demat account with NSDL.	8 Character DP ID followed by 8 Digit Client ID For example if your DP ID is IN300*** and Client ID is 12***** then your user ID is IN300***12*****.
b) For Members who hold shares in demat account with CDSL.	16 Digit Beneficiary ID For example if your Beneficiary ID is 12***** then your user ID is 12*****.
c) For Members holding shares in Physical Form.	EVEN Number followed by Folio Number registered with the company For example if folio number is 001*** and EVEN is 101456 then user ID is 101456001***

- Password details for shareholders other than Individual shareholders are given below:
  - If you are already registered for e-Voting, then you can use your existing password to login and cast your vote.
  - If you are using NSDL e-Voting system for the first time, you will need to retrieve the ‘initial password’ which was communicated to you. Once you retrieve your ‘initial password’, you need to enter the ‘initial password’ and the system will force you to change your password.
  - How to retrieve your ‘initial password’?
    - If your email ID is registered in your demat account or with the company, your ‘initial password’ is

communicated to you on your email ID. Trace the email sent to you from NSDL from your mailbox. Open the email and open the attachment i.e. a .pdf file. Open the .pdf file. The password to open the .pdf file is your 8 digit client ID for NSDL account, last 8 digits of client ID for CDSL account or folio number for shares held in physical form. The .pdf file contains your 'User ID' and your 'initial password'.

- (ii) If your email ID is not registered, please follow steps mentioned below in **process for those shareholders whose email ids are not registered**.
6. If you are unable to retrieve or have not received the "Initial password" or have forgotten your password:
  - a) Click on "Forgot User Details/Password?" (If you are holding shares in your demat account with NSDL or CDSL) option available on [www.evoting.nsdl.com](http://www.evoting.nsdl.com).
  - b) Physical User Reset Password?" (If you are holding shares in physical mode) option available on [www.evoting.nsdl.com](http://www.evoting.nsdl.com).
  - c) If you are still unable to get the password by aforesaid two options, you can send a request at [evoting@nsdl.co.in](mailto:evoting@nsdl.co.in) mentioning your demat account number/folio number, your PAN, your name and your registered address etc.
  - d) Members can also use the OTP (One Time Password) based login for casting the votes on the e-Voting system of NSDL.
7. After entering your password, tick on Agree to "Terms and Conditions" by selecting on the check box.
8. Now, you will have to click on "Login" button.
9. After you click on the "Login" button, Home page of e-Voting will open.

#### **Step 2: Details are mentioned below**

#### **How to cast your vote electronically and join virtual Annual General Meeting on NSDL e-Voting system?**

1. After successful login at Step 1, you will be able to see all the companies "EVEN" in which you are holding shares and whose voting cycle and General Meeting is in active status.
2. Select "EVEN" of company for which you wish to cast your vote during the remote e-Voting period and casting your vote during the General Meeting. For joining virtual meeting, you need to click on "VC/OAVM" link placed under "Join General Meeting".
3. Now you are ready for e-Voting as the Voting page opens.
4. Cast your vote by selecting appropriate options i.e. assent or dissent, verify/modify the number of shares for which you wish to cast your vote and click on "Submit" and also "Confirm" when prompted.
5. Upon confirmation, the message "Vote cast successfully" will be displayed.
6. You can also take the printout of the votes cast by you by clicking on the print option on the confirmation page.
7. Once you confirm your vote on the resolution, you will not be allowed to modify your vote.

#### **General Guidelines for shareholders**

1. Any person holding shares in physical form and non-individual shareholders, who acquires shares of the Company and becomes member of the Company after the notice is send through e-mail and holding shares as of the cut-off date i.e. **30th July, 2021**, may obtain the login ID and password by sending a request at [evoting@nsdl.co.in](mailto:evoting@nsdl.co.in) or Issuer/RTA. However, if you are already registered with NSDL for remote e-voting, then you can use your existing user ID and password for casting your vote. If you forgot your password, you can reset your password by using "Forgot User Details/Password" or "Physical User Reset Password" option available on [www.evoting.nsdl.com](http://www.evoting.nsdl.com) or call on toll free no. **1800 1020 990** and **1800 22 44 30**. In case of Individual Shareholders holding securities in demat mode who acquires shares of the Company and becomes a Member of the Company after sending of the Notice and holding shares as of the cut-off date i.e. 30th July, 2021 may follow steps mentioned in the Notice of the AGM under Step 1 : "Access to NSDL e-Voting system" (Above).

2. It is strongly recommended not to share your password with any other person and take utmost care to keep your password confidential. Login to the e-voting website will be disabled upon five unsuccessful attempts to key in the correct password. In such an event, you will need to go through the “Forgot User Details/Password?” or “Physical User Reset Password?” option available on [www.evoting.nsdl.com](http://www.evoting.nsdl.com) to reset the password.
3. In case of any queries, you may refer the Frequently Asked Questions (FAQs) for Shareholders and e-voting user manual for Shareholders available at the download section of [www.evoting.nsdl.com](http://www.evoting.nsdl.com) or call on toll free no.: 1800 1020 990 and 1800 22 44 30 or send a request to NSDL at [evoting@nsdl.co.in](mailto:evoting@nsdl.co.in)

**Process for those shareholders whose email ids are not registered with the depositories for procuring user id and password and registration of e mail ids for e-voting for the resolutions set out in this notice:**

1. In case shares are held in physical mode please provide Folio No., Name of shareholder, scanned copy of the share certificate (front and back), PAN (self attested scanned copy of PAN card), AADHAR (self attested scanned copy of Aadhar Card) by email to [investors@ifbglobal.com](mailto:investors@ifbglobal.com)
2. In case shares are held in demat mode, please provide DPID-CLID (16 digit DPID + CLID or 16 digit beneficiary ID), Name, client master or copy of Consolidated Account statement, PAN (self attested scanned copy of PAN card), AADHAR (self attested scanned copy of Aadhar Card) to [investors@ifbglobal.com](mailto:investors@ifbglobal.com). If you are an Individual shareholders holding securities in demat mode, you are requested to refer to the login method explained at **step 1 (A)** i.e. Login method for e-Voting and joining virtual meeting for Individual shareholders holding securities in demat mode.
3. Alternatively shareholder/members may send a request to [evoting@nsdl.co.in](mailto:evoting@nsdl.co.in) for procuring user id and password for e-voting by providing above mentioned documents.
4. In terms of SEBI circular dated December 9, 2020 on e-Voting facility provided by Listed Companies, Individual shareholders holding securities in demat mode are allowed to vote through their demat account maintained with Depositories and Depository Participants. Shareholders are required to update their mobile number and email ID correctly in their demat account in order to access e-Voting facility.

**THE INSTRUCTIONS FOR MEMBERS FOR e-VOTING ON THE DAY OF AGM ARE AS UNDER:**

1. The procedure for e-Voting on the day of the AGM is same as the instructions mentioned above for remote e-voting.
2. Only those Members/ shareholders, who will be present in the AGM through VC/OAVM facility and have not casted their vote on the Resolutions through remote e-Voting and are otherwise not barred from doing so, shall be eligible to vote through e-Voting system in the AGM.
3. Members who have voted through Remote e-Voting will be eligible to attend the AGM. However, they will not be eligible to vote at the AGM.
4. The details of the person who may be contacted for any grievances connected with the facility for e-Voting on the day of the AGM shall be the same person mentioned for Remote e-voting.

**INSTRUCTIONS FOR MEMBERS FOR ATTENDING THE AGM THROUGH VC/OAVM ARE AS UNDER:**

1. Member will be provided with a facility to attend the AGM through VC/OAVM through the NSDL e-Voting system. Members may access by following the steps mentioned above for **Access to NSDL e-Voting system**. After successful login, you can see link of “VC/OAVM link” placed under “**Join General meeting**” menu against company name. You are requested to click on VC/OAVM link placed under Join General Meeting menu. The link for VC/OAVM will be available in Shareholder/Member login where the EVEN of Company will be displayed. Please note that the members who do not have the User ID and Password for e-Voting or have forgotten the User ID and Password may retrieve the same by following the remote e-Voting instructions mentioned in the notice to avoid last minute rush.
2. Please note that Participants Connecting from Mobile Devices or Tablets or through Laptop connecting via Mobile Hotspot may experience Audio/Video loss due to Fluctuation in their respective network. It is therefore recommended to use Stable Wi-Fi or LAN Connection to mitigate any kind of aforesaid glitches.

3. Members who would like to express their views or ask questions during the AGM may register themselves as a speaker by sending in writing their views or questions to [investors@ifbglobal.com](mailto:investors@ifbglobal.com) / [rta@cbmsl.com](mailto:rta@cbmsl.com) from their registered email address mentioning their name, DP ID and Client ID/folio number, PAN, mobile number till August 03, 2021 (5:00 p.m. IST). Those Members who have registered themselves as a speaker will only be allowed to express their views/ask questions during the AGM. The Company reserves the right to restrict the number of speakers depending on the availability of time for the AGM. Each Speaker is requested to express his / her views within 2 – 3 minutes of the allotted time.
4. Members who need assistance before or during the AGM, can contact Ms. Pallavi Mhatre, Manager, NSDL at [evoting@nsdl.co.in](mailto:evoting@nsdl.co.in) or call 1800 1020 990 / 1800 22 44 30.

#### **Other Instructions**

1. Mr. S K Patnaik, Practicing Company Secretary (Membership No. FCS 5699) Partner of M/s. Patnaik & Patnaik, Company Secretaries has been appointed by the Board of Directors as the Scrutinizer for providing facility to the members of the Company, to scrutinize the remote e-voting process and casting vote through the e-Voting system during the Meeting in a fair and transparent manner.
2. The Scrutinizer shall, immediately after the conclusion of voting at the AGM, first download the votes cast during the AGM, thereafter unblock the votes cast through remote e-voting system and make, not later than two working days of conclusion of the AGM, and make a consolidated Scrutinizer's Report of the total votes cast in favour or against, if any, to the Chairman or a person authorised by him in writing, who shall countersign the same.
3. The result declared along with the Scrutinizer's Report shall be placed on the Company's website [www.ifbindustries.com](http://www.ifbindustries.com) and on the website of NSDL <https://www.evoting.nsdl.com> immediately after the declaration of the results by the Chairman or person authorized by him in writing. The Company shall simultaneously forward the results to National Stock Exchange of India Limited and BSE Limited, where the shares of the Company are listed.
4. Subject to receipt of requisite number of votes, the resolutions proposed in the notice shall be deemed to be passed on the date of the meeting itself, i.e. 6th August, 2021.

#### **Statement Pursuant to Section 102(1) of the Companies Act, 2013**

As required under section 102 of the Companies Act, 2013 the following explanatory statement sets out all material facts relating to business under Items no. 4 to 11 of the accompanying Notice:

##### **Resolution no. 4**

Mr. Partha Sen ( DIN: 07547244), aged 68 years was appointed as Managing Director & CEO of Engineering Division of the Company by the Board of Directors of the Company in its meeting held on 30th October, 2020 subject to approval of Shareholders of the Company in forthcoming Annual General Meeting of the Company for a period of five years w.e.f. 30th October, 2020. He was already associated with the Company as CEO since 26th May, 2017.

Requisite Notice under Section 160 of the Act proposing the appointment of Mr. Partha Sen has been received by the Company, and consent has been filed by Mr. Sen pursuant to Section 152 of the Act.

Section 196(3) of Companies Act, 2013, inter alia, provides that no Company shall continue the employment of a person who has attained the age of seventy years, as Managing Director, Whole-time Director or Manager unless it is approved by the members by passing a Special Resolution, Part I of Schedule V to the Act contains such relaxation. During the tenure of his appointment Mr. Sen will attain the age of seventy years.

Mr. Partha Sen (68), BTech (Hons) in Chemical Engg. IIT KGP, MS in Chemical Engg. and material Science from Syracuse University, New York, USA. He has more than 44 years of comprehensive experience in Manufacturing in diversified operational areas including Supply Chain Management, Cost & Management Control, Strategic Planning and Management, Corporate Governance, Risk Management, inventory and debtors control etc.

At the recommendation of Nomination & Remuneration Committee, the Board of Directors of the Company appointed Mr. Partha Sen Managing Director & CEO of Engineering Division of the Company for a period of Five years with effect from 30.10.2020, subject to approval of the shareholders of the Company, in terms of Section 197, 198, Schedule V and any other applicable provisions of the Companies Act, 2013, at the terms and conditions as set out below :

**Remuneration :**

- a) **Salary** : Rs. 4,17,505/- (Rupees Four Lacs Seventeen Thousand Five Hundred Five only) per month
- b) **HRA** : Rs 2,08,760/- (Rupees Two Lacs Eight Thousand Seven Hundred Sixty Only)
- c) **Special Personal Allowance (SPA)** : Rs. 1,40,404/- (Rupees One Lac Forty Thousand Four Hundred Four only) per month.

**Other Benefits :**

- i) **Encashment of leave** : As per the rules of the Company.

Apart from the aforesaid remuneration, he will be entitled to reimbursement of all expenses incurred in connection with the business of the Company.

The appointee shall not be entitled to any sitting fees for Board / Committee meetings.

Further at the recommendation of Nomination & Remuneration Committee, the Board of Directors of the Company revised the remuneration of Mr. Partha Sen, Managing Director & CEO of Engineering Division of the Company with effect from 1st April, 2021, subject to approval of the shareholders of the Company, in terms of Section 197, 198, Schedule V and any other applicable provisions of the Companies Act, 2013, at the terms and conditions as set out below :

**Remuneration :**

- a) **Salary** : Rs. 4,75,005/- (Rupees Four Lacs Seventy Five Thousand Five only) per month
- b) **HRA** : Rs 2,37,510/- ( Rupees Two Lacs Thirty Seven Thousand Five Hundred Ten Only) per month
- c) **Special Personal Allowance (SPA)** : Rs. 1,69,154/- ( Rupees One Lac Sixty Nine Thousand One Hundred Fifty Four only) per month.

**Other Benefits :**

- i) **Encashment of leave** : As per the rules of the Company.

Apart from the aforesaid remuneration, he will be entitled to variable incentive pay not exceeding of Rs. 10 Lacs per year and reimbursement of all expenses incurred in connection with the business of the Company.

The appointee shall not be entitled to any sitting fees for Board / Committee meetings.

The said perquisites and allowances shall be evaluated, wherever applicable, as per the provisions of Income Tax Act, 1961 or any rules thereunder or any statutory modifications or re-enactment thereof; and in the absence of any such rules, perquisite and allowances shall be evaluated at actual cost. The encashment of leave shall not be included for the purpose of computation of the overall ceiling of remuneration.

The terms and conditions of the said appointment and / or agreement are subject to provisions of Sections 196, 197, 203 and other applicable provisions if any, of the Companies Act, 2013 ("The Act") read with Schedule V to the Act and the Companies (Appointment and Remunerations of Managerial Personnel) Rules, 2014 including any statutory modifications or enactments thereof from time to time and may be altered and varied from time to time by the Board/ Committee as it may in its discretion deem fit within the maximum amount of remuneration payable in accordance with the applicable rules and regulations. Further, the remuneration as would be paid to Mr. Partha Sen during his tenure would be the remuneration payable to him even if the said exceeds the stipulated managerial limits in terms of the provisions of Sections 196 and 197 of the Companies Act, 2013 read with Schedule V to the said Act and the excess payment of managerial remuneration, if any, during any financial year / period in between will stand waived subject to fulfillment and compliance of other conditions as mentioned under the various provisions of the Act or rules related thereto.

The agreement may be terminated by either party giving the other three months' notice.

The details of other Directorship and Membership in other companies/committees of Mr. Partha Sen are provided in the 'Annexure' to the Notice. Mr Sen doesn't hold any share in the Company in his individual capacity or on a beneficial basis for any other person.

The above may be treated as an abstract of the terms of contract between the Company and Mr. Partha Sen.

Mr. Partha Sen is not disqualified from being appointed as a Director in terms of Section 164 of the Companies Act, 2013 and has given his consent to act as a Director.

Mr. Sen shall perform such duties and exercise such powers as are entrusted to him by the Board.

No director, Key managerial personnel or their relatives, except Mr. Partha Sen to whom resolution relates are concerned or interested, financially or otherwise, in the proposed resolution.

The board recommends the Resolutions set forth in item no. 4 for the approval of shareholders of the Company.

#### **Resolution no. 5**

Mr. Rajshankar Ray (DIN: 03498696), aged 52 years was appointed as Managing Director & CEO of Appliance Division of the Company by the Board of Directors of the Company in its meeting held on 30th October, 2020 subject to approval of Shareholders of the Company in forthcoming Annual General Meeting of the Company for a period of five years w.e.f. 30.10.2020. He was already associated with the Company as CEO since 26th May, 2017.

Requisite Notice under Section 160 of the Act proposing the appointment of Mr. Rajshankar Ray has been received by the Company, and consent has been filed by Mr. Rajshankar Ray pursuant to Section 152 of the Act.

Mr. Rajshankar Ray (52), B. Tech, Mechanical Engg, 1991, IIT, Kharagpur. He has more than 29 years of comprehensive experience in Factory Management, Sales, Project Management and in diversified operational areas including Cost & Management Control, Strategic Management, Corporate Governance, Risk Management, SAP, inventory and debtors control etc. He was associated with Eicher Tractors as DGM from 1991 till April'06. He joined in the Company on 15.06.2006.

At the recommendation of Nomination & Remuneration Committee, the Board of Directors of the Company appointed Mr. Rajshankar Ray (DIN: 03498696) as Managing Director & CEO of Appliances Division of the Company for a period of Five years with effect from 30.10.2020, subject to approval of the shareholders of the Company, in terms of Section 197, 198, Schedule V and any other applicable provisions of the Companies Act, 2013, at the terms and conditions as set out below :

#### **Remuneration :**

- a) **Salary** : Rs. 3,36,725/- (Rupees Three Lacs Thirty Six Thousand Seven Hundred Twenty Five only) per month
- b) **HRA** : Rs. 1,68,365 /- (Rupees one Lac Sixty Eight Thousand Three Hundred Sixty Five only) per month
- c) **Special Personal Allowance (SPA)** : Rs. 135,502/- (Rupees One Lac Thirty Five Thousand Five Hundred Two only) per month.
- d) **Additional SPA** : Rs. 38,009/- (Rupees Thirty Eight Thousand Nine only) per month
- e) **Other allowances** : Rs. 2550/- ( Rupees Two Thousand Five Hundred Fifty Only)
- f) **Medical Reimbursement** : As per the rules of the Company.
- g) **Leave Travel Allowance** : For self and family once in a year incurred in accordance with the Rules of the Company.
- h) **Personal Accident Insurance** : As per the rules of the Company.
- i) **Car** : Provision of car for use on Company's Business will not be considered as perquisite. However, use of car for private purpose will be billed by the Company.
- j) **Telephone** : Company will reimburse expenses in connection with telephone at residence & mobile connections used for official purposes as per the rules of the Company.

**Explanation** : For the purpose of this part, family' means the spouse, the dependent children and dependent parents.



**Other Benefits :**

- i) **Gratuity** : As per the rules of the Company.
- ii) **Contribution to the Provident Fund, Superannuation Fund or Annuity Fund** : As per the rules of the Company.
- iii) **Encashment of leave** : As per the rules of the Company.

Apart from the aforesaid remuneration, he will be entitled to reimbursement of all expenses incurred in connection with the business of the Company.

Further at the recommendation of Nomination & Remuneration Committee, the Board of Directors of the Company revised the remuneration of Mr. Rajshankar Ray, Managing Director & CEO of Appliances Division of the Company with effect from 1st April, 2021, subject to approval of the shareholders of the Company, in terms of Section 197, 198, Schedule V and any other applicable provisions of the Companies Act, 2013, at the terms and conditions as set out below :

**Remuneration :**

- a) **Salary** : Rs. 5,53,710/- (Rupees Five Lacs Fifty Three Thousand Seven Hundred Ten only) per month
- b) **HRA** : Rs. 2,76,860 /- (Rupees Two Lacs Seventy Six Thousand Eight Hundred Sixty only) per month
- c) **Special Personal Allowance (SPA)** : Rs. 1,68,410/- ( Rupees One Lac Sixty Eight Thousand Four Hundred Ten only) per month.
- d) **Additional SPA** : Rs. 38,009/- (Rupees Thirty Eight Thousand Nine only) per month
- e) **Other allowances** : Rs. 2550/- ( Rupees Two Thousand Five Hundred Fifty Only)
- f) **Medical Reimbursement** : As per the rules of the Company.
- g) **Leave Travel Allowance** : For self and family once in a year incurred in accordance with the Rules of the Company.
- h) **Personal Accident Insurance** : As per the rules of the Company.
- i) **Car** : Provision of car for use on Company's Business will not be considered as perquisite. However, use of car for private purpose will be billed by the Company.
- j) **Telephone** : Company will reimburse expenses in connection with telephone at residence & mobile connections used for official purposes as per the rules of the Company.

**Explanation** : For the purpose of this part, family' means the spouse, the dependent children and dependent parents.

**Other Benefits :**

- i) **Gratuity** : As per the rules of the Company.
- ii) **Contribution to the Provident Fund, Superannuation Fund or Annuity Fund** : As per the rules of the Company.
- iii) **Encashment of leave** : As per the rules of the Company.

Apart from the aforesaid remuneration, he will be entitled to variable incentive pay not exceeding of Rs. 30 Lacs per year and reimbursement of all expenses incurred in connection with the business of the Company.

The appointee shall not be entitled to any sitting fees for Board / Committee meetings.

The said perquisites and allowances shall be evaluated, wherever applicable, as per the provisions of Income Tax Act, 1961 or any rules thereunder or any statutory modifications or re-enactment thereof; and in the absence of any such rules, perquisite and allowances shall be evaluated at actual cost. The Company's contribution to Provident Fund, Superannuation or Annuity Fund, to the extent these singly or together are not taxable under the Income Tax law, gratuity payable and encashment of leave shall not be included for the purpose of computation of the overall ceiling of remuneration.

The terms and conditions of the said appointment and / or agreement are subject to provisions of Sections 196, 197, 203 and other applicable provisions if any, of the Companies Act, 2013 ("The Act") read with Schedule V to the Act and the Companies (Appointment and Remunerations of Managerial Personnel) Rules, 2014 including any statutory modifications

or enactments thereof from time to time and may be altered and varied from time to time by the Board/ Committee as it may in its discretion deem fit within the maximum amount of remuneration payable in accordance with the applicable rules and regulations. Further, the remuneration as would be paid to Mr. Rajshankar Ray during his tenure would be the remuneration payable to him even if the said exceeds the stipulated managerial limits in terms of the provisions of Sections 196 and 197 of the Companies Act, 2013 read with Schedule V to the said Act and the excess payment of managerial remuneration, if any, during any financial year / period in between will stand waived subject to fulfillment and compliance of other conditions as mentioned under the various provisions of the Act or rules related thereto.

The agreement may be terminated by either party giving the other three months' notice.

The details of other Directorship and Membership in other companies/committees of Mr. Rajshankar Ray are provided in the 'Annexure' to the Notice. Mr Ray holds 9,222 share in the Company.

The above may be treated as an abstract of the terms of contract between the Company and Mr. Rajshankar Ray.

Mr. Rajshankar Ray is not disqualified from being appointed as a Director in terms of Section 164 of the Companies Act, 2013 and has given his consent to act as a Director.

Mr. Ray shall perform such duties and exercise such powers as are entrusted to him by the Board.

No director, Key managerial personnel or their relatives, except Mr. Rajshankar Ray to whom resolution relates are concerned or interested, financially or otherwise, in the proposed resolution.

The board recommends the Resolutions set forth in item no. 5 for the approval of shareholders of the Company.

#### **Resolution no. 6**

Mr. Amar Singh Negi (DIN : 0008941850), aged 61 years was inducted on the Board as an Additional Director in the capacity of Executive Director-Service Business Head of the Company by the Board of Directors of the Company in its meeting held on 30th October, 2020 subject to approval of Shareholders of the Company in forthcoming Annual General Meeting of the Company for a period of five years w.e.f. 30th October, 2020.

Requisite Notice under Section 160 of the Act proposing the appointment of Mr. Negi has been received by the Company, and consent has been filed by Mr. Amar Singh Negi pursuant to Section 152 of the Act.

Mr. Amar Singh Negi (61), obtained Four Years Post diploma in Electrical Engg from YMCA Institute of Engineering Faridabad in 1982, with specialization in Electrical Machines and Power apparatus. He has more than 38 years of experience in various fields including service operations. He has been associated with our Company since 04-11-2000.

At the recommendation of Nomination & Remuneration Committee, the Board of Directors of the Company appointed Mr. Amar Singh Negi (DIN : 0008941850) as Executive Director- Service Business Head of the Company for a period of five years with effect from 30.10.2020, subject to approval of the shareholders of the Company, in terms of Section 197, 198, Schedule V and any other applicable provisions of the Companies Act, 2013, at the terms and conditions as set out below :

#### **Remuneration :**

- a) **Salary** : Rs. 3,14,595/- (Rupees Three Lacs Fourteen Thousand Five Hundred Ninety Five only) per month
- b) **HRA** : Rs 1,57,300/- (Rupees One Lacs Fifty Seven Thousand Three Hundred only) per month
- c) **Special Personal Allowance (SPA)** : Rs. 93,556/- (Rupees Ninety Three Thousand Five Hundred Fifty Six only) per month.
- d) **Additional SPA** : Rs. 34,689/- (Rupees Thirty Four Thousand Six Hundred Eighty Nine only) per month
- e) **Other allowances** : Rs. 2,550/- (Rupees Two Thousand Five Hundred Fifty only) per month
- f) **Medical Reimbursement** : As per the rules of the Company.
- g) **Leave Travel Allowance** : For self and family once in a year incurred in accordance with the Rules of the Company.
- h) **Personal Accident Insurance** : As per the rules of the Company.
- i) **Car** : Provision of car for use on Company's Business will not be considered as perquisite. However, use of car for private purpose will be billed by the Company.

- j) **Telephone** : Company will reimburse expenses in connection with telephone at residence & mobile connections used for official purposes as per the rules of the Company.

**Explanation** : For the purpose of this part, 'family' means the spouse, the dependent children and dependent parents.

**Other Benefits :**

- i) **Gratuity** : As per the rules of the Company.
- ii) **Contribution to the Provident Fund, Superannuation Fund or Annuity Fund** : As per the rules of the Company.
- iii) **Encashment of leave** : As per the rules of the Company.

Apart from the aforesaid remuneration, he will be entitled to reimbursement of all expenses incurred in connection with the business of the Company.

Further at the recommendation of Nomination & Remuneration Committee, the Board of Directors of the Company revised the remuneration of Mr. Amar Singh Negi, Executive Director-Service Business Head of the Company with effect from 1st April, 2021, subject to approval of the shareholders of the Company, in terms of Section 197, 198, Schedule V and any other applicable provisions of the Companies Act, 2013, at the terms and conditions as set out below :

**Remuneration :**

- a) **Salary** : Rs. 4,90,395/- (Rupees Four Lacs Ninety Thousand Three Hundred Ninety Five only) per month
- b) **HRA** : Rs. 2,45,200/- (Rupees Two Lacs Forty Five Thousand Two Hundred only) per month
- c) **Special Personal Allowance (SPA)** : Rs. 1,20,487/- ( Rupees One lac Twenty Thousand Four Hundred Eighty Seven only) per month.
- d) **Additional SPA** : Rs. 34,689/- (Rupees Thirty Four Thousand Six Hundred Eighty Nine only) per month
- e) **Other allowances** : Rs. 2,550/- (Rupees Two Thousand Five Hundred Fifty only) per month
- f) **Medical Reimbursement** : As per the rules of the Company.
- g) **Leave Travel Allowance** : For self and family once in a year incurred in accordance with the Rules of the Company.
- h) **Personal Accident Insurance** : As per the rules of the Company.
- i) **Car** : Provision of car for use on Company's Business will not be considered as perquisite. However, use of car for private purpose will be billed by the Company.
- j) **Telephone** : Company will reimburse expenses in connection with telephone at residence & mobile connections used for official purposes as per the rules of the Company.

**Explanation** : For the purpose of this part, 'family' means the spouse, the dependent children and dependent parents.

**Other Benefits :**

- i) **Gratuity** : As per the rules of the Company.
- ii) **Contribution to the Provident Fund, Superannuation Fund or Annuity Fund** : As per the rules of the Company.
- iii) **Encashment of leave** : As per the rules of the Company.

Apart from the aforesaid remuneration, he will be entitled to variable incentive pay not exceeding of Rs. 30 Lacs per year and reimbursement of all expenses incurred in connection with the business of the Company.

The appointee shall not be entitled to any sitting fees for Board / Committee meetings.

The said perquisites and allowances shall be evaluated, wherever applicable, as per the provisions of Income Tax Act, 1961 or any rules thereunder or any statutory modifications or re-enactment thereof; and in the absence of any such rules, perquisite and allowances shall be evaluated at actual cost. The Company's contribution to Provident Fund, Superannuation or Annuity Fund, to the extent these singly or together are not taxable under the Income Tax law, gratuity payable and encashment of leave shall not be included for the purpose of computation of the overall ceiling of remuneration.

The terms and conditions of the said appointment and / or agreement are subject to provisions of Sections 196, 197, 203 and other applicable provisions if any, of the Companies Act, 2013 ("The Act") read with Schedule V to the Act and the Companies (Appointment and Remunerations of Managerial Personnel) Rules, 2014 including any statutory modifications or enactments thereof from time to time and may be altered and varied from time to time by the Board/ Committee as it may in its discretion deem fit within the maximum amount of remuneration payable in accordance with the applicable rules and regulations. Further, the remuneration as would be paid to Mr. Amar Singh Negi during his tenure would be the remuneration payable to him even if the said exceeds the stipulated managerial limits in terms of the provisions of Sections 196 and 197 of the Companies Act, 2013 read with Schedule V to the said Act and the excess payment of managerial remuneration, if any, during any financial year / period in between will stand waived subject to fulfillment and compliance of other conditions as mentioned under the various provisions of the Act or rules related thereto.

The agreement may be terminated by either party giving the other three months' notice.

The details of other Directorship and Membership in other companies/committees of Mr. Amar Singh Negi are provided in the 'Annexure' to the Notice. Mr Negi holds 20,000 share in the Company.

The above may be treated as an abstract of the terms of contract between the Company and Mr. Amar Singh Negi.

Mr. Amar Singh Negi is not disqualified from being appointed as a Director in terms of Section 164 of the Companies Act, 2013 and has given his consent to act as a Director.

Mr. Negi shall perform such duties and exercise such powers as are entrusted to him by the Board.

No director, Key managerial personnel or their relatives, except Mr. Amar Singh Negi to whom resolution relates are concerned or interested, financially or otherwise, in the proposed resolution.

The board recommends the Resolutions set forth in item no. 6 for the approval of shareholders of the Company.

#### **Resolution no. 7**

At the recommendation of Nomination & Remuneration Committee, the Board of Directors of the Company revised the remuneration of Mr. Prabir Chatterjee, Whole-time Director & CFO of the Company with effect from 1st April, 2021, subject to approval of the shareholders of the Company, in terms of Section 197, 198, Schedule V and any other applicable provisions of the Companies Act, 2013, at the terms and conditions as set out below :

#### **Remuneration :**

- a) **Salary** : Rs. 5,63,900/- (Rupees Five Lacs Sixty Three Thousand Nine Hundred only) per month.
- b) **Special Personal Allowance (SPA)** : Rs. 2,29,117/- ( Rupees Two lacs Twenty Nine Thousand One Hundred Seventeen only) per month.
- c) **Additional Special Personal Allowance** : Rs. 59,483/- (Rupees Fifty Nine Thousand Four Hundred Eighty Three only) per month.
- d) **Other allowances** : Rs. 200/- (Rupees Two Hundred only) per month.
- e) **Medical Reimbursement** : As per the rules of the Company.
- f) **Leave Travel Allowance** : For self and family once in a year incurred in accordance with the Rules of the Company.
- g) **Personal Accident Insurance** : As per the rules of the Company.
- h) **Car** : Provision of car for use on Company's Business will not be considered as perquisite. However, use of car for private purpose will be billed by the Company.
- i) **Telephone** : Company will reimburse expenses in connection with telephone at residence & mobile connections used for official purposes as per the rules of the Company.

**Explanation** : For the purpose of this part, family' means the spouse, the dependent children and dependent parents.

**Other Benefits :**

- i) **Gratuity** : As per the rules of the Company.
- ii) **Contribution to the Provident Fund, Superannuation Fund or Annuity Fund** : As per the rules of the Company.
- iii) **Encashment of leave** : As per the rules of the Company.

Apart from the aforesaid remuneration, he will be entitled to reimbursement of all expenses incurred in connection with the business of the Company.

The appointee shall not be entitled to any sitting fees for Board / Committee meetings.

The said perquisites and allowances shall be evaluated, wherever applicable, as per the provisions of Income Tax Act, 1961 or any rules thereunder or any statutory modifications or re-enactment thereof; and in the absence of any such rules, perquisite and allowances shall be evaluated at actual cost. The Company's contribution to Provident Fund, NPS or Annuity Fund, to the extent these singly or together are not taxable under the Income Tax law, gratuity payable and encashment of leave shall not be included for the purpose of computation of the overall ceiling of remuneration.

The change in terms and conditions are subject to provisions of Sections 196, 197 and other applicable provisions if any, of the Companies Act, 2013 ("The Act") read with Schedule V to the Act and the Companies (Appointment and Remunerations of Managerial Personnel) Rules, 2014 including any statutory modifications or enactments thereof from time to time and may be altered and varied from time to time by the Board/ Committee as it may in its discretion deem fit within the maximum amount of remuneration payable in accordance with the applicable rules and regulations. Further, the remuneration as would be paid to Mr. Prabir Chatterjee during his tenure would be the remuneration payable to him even if the said exceeds the stipulated managerial limits in terms of the provisions of Sections 196 and 197 of the Companies Act, 2013 read with Schedule V to the said Act and the excess payment of managerial remuneration, if any, during any financial year / period in between will stand waived subject to fulfillment and compliance of other conditions as mentioned under the various provisions of the Act or rules related thereto.

The agreement may be terminated by either party giving the other three months' notice.

The above may be treated as an abstract of the terms of contract between the Company and Mr. Prabir Chatterjee.

Mr. Chatterjee shall perform such duties and exercise such powers as are entrusted to him by the Board.

No director, Key managerial personnel or their relatives, except Mr. Prabir Chatterjee to whom resolution relates are concerned or interested, financially or otherwise, in the proposed resolution.

The board recommends the Resolutions set forth in item no. 7 for the approval of shareholders of the Company.

**Resolution no. 8**

The Board, on the recommendation of the Nomination and Remuneration Committee has recommended for approval of members, the reappointment of Mr. Ashok Bhandari (DIN : 00012210) as Independent Director of the Company for second term of five consecutive years with effect from 30 January, 2021, in terms of Section 149 and other applicable provisions read with Schedule IV of the Companies Act, 2013, or any amendments thereto or modification thereof ("the Act") and Regulation 17 of the Securities and Exchange Board of India (Listing Obligations and Disclosure Requirements) Regulations, 2015.

Notice under Section 160 of the Act proposing the reappointment of Mr. Ashok Bhandari has been received. Requisite consent pursuant to Section 152 of the Act, has been filed by Mr. Bhandari.

Mr. Bhandari, a Chartered Accountant and his key areas of competency includes Fund Management, negotiation with Banks, Govt., JV Partners, technology and equipment suppliers etc.

The details of his other Directorship and memberships in other companies/committees are provided in the "Annexure" to the Notice.

The Committee and the Board are of view that the Company will be extremely benefitted by his rich management of forex risk, treasury management experience. Declaration has been received from Mr. Bhandari that he meets the criteria of Independence prescribed under Section 149 of the Act read with the Companies (Appointment and qualification of Directors) Rules, 2014 and

Regulation 16 of SEBI (LODR) Regulations, 2015. In the opinion of your Board Mr. Bhandari fulfills the conditions specified in the Act, the Rules thereunder and the Listing Regulations for appointment as Independent Director and he is Independent of the Management of the Company.

Mr. Ashok Bhandari is not disqualified from being appointed as a Director in terms of Section 164 of the Companies Act, 2013 and has given his consent to act as a Director.

Mr. Bhandari does not hold any share in the Company in his individual capacity or on a beneficial basis for any other person.

No director, Key managerial personnel or their relatives, except Mr. Ashok Bhandari to whom resolution relates are concerned or interested in the proposed resolution.

The board recommends the Resolution set forth in item no 8 for the approval of the Company.

#### **Resolution no. 9**

On the recommendation of the Nomination and Remuneration Committee the Board through circular resolution dated 10th February, 2021 approved the appointment of Mr. Desh Raj Dogra (DIN 00226775) as Independent Director of the Company for a term of one year with effect from 10th February, 2021 in terms of Section 149 and other applicable provisions read with Schedule IV of the Companies Act, 2013, or any amendments thereto or modification thereof ("the Act") and Regulation 17 of the Securities and Exchange Board of India (Listing Obligations and Disclosure Requirements) Regulations, 2015.

Notice under Section 160 of the Act proposing the appointment of Mr. Desh Raj Dogra has been received. Requisite consent pursuant to Section 152 of the Act, has also been filed by Mr. Dogra.

Mr. Desh Raj Dogra (66 years) retired in 2016 as Managing Director and CEO of CARE Ratings. After a stint of 15 years in Dena Bank, he joined CARE in 1993. By means of qualification, he holds a Bachelor's and a Master's degree in Agriculture from Himachal Pradesh University and MBA from Faculty of Management Studies, University of Delhi. He is a certified associate of the Indian Institute of Bankers

He has over 37 years of experience in the financial sector in the areas of banking and credit rating. He has been instrumental in driving CARE Ratings to the position which it has attained in the last few years.

The details of his other Directorship and memberships in other companies/committees are provided in the "Annexure" to the Notice.

In the view of your Board, the association of Mr. Dogra and the rich experience he brings with him, would benefit the Company. Declaration has been received from Mr. Dogra that he meets the criteria of Independence prescribed under Section 149 of the Act read with the Companies (Appointment and qualification of Directors) Rules, 2014 and Regulation 16 of SEBI (LODR) Regulations, 2015. In the opinion of your Board Mr. Dogra fulfills the conditions specified in the Act, the Rules thereunder and the Listing Regulations for appointment as Independent Director and he is Independent of the Management of the Company. Mr. Desh Raj Dogra does not hold any share in the Company in his individual capacity.

Mr. Desh Raj Dogra is not disqualified from being appointed as a Director in terms of Section 164 of the Companies Act, 2013 and has given his consent to act as a Director.

No director, Key managerial personnel or their relatives, except Mr. Desh Raj Dogra to whom resolution relates are concerned or interested in the proposed resolution.

The board recommends the Resolution set forth in item no 9 for the approval of the Company.

#### **Resolution no. 10**

On the recommendation of the Nomination and Remuneration Committee the Board through circular resolution dated 10th February, 2021 approved the appointment of Mr. Biswadip Gupta (DIN 00048258) as Independent Director of the Company for a term of one year with effect from 10th February, 2021 in terms of Section 149 and other applicable provisions read with Schedule IV of the Companies Act, 2013, or any amendments thereto or modification thereof ("the Act") and Regulation 17 of the Securities and Exchange Board of India (Listing Obligations and Disclosure Requirements) Regulations, 2015.

Notice under Section 160 of the Act proposing the appointment of Mr. Biswadip Gupta has been received. Requisite consent pursuant to Section 152 of the Act, has also been filed by Mr. Gupta.

Mr. Biswadip Gupta (70 years) is a BE (Metallurgy) and MBA (Marketing) and has more than 43 years' experience in the steel and refractory industry. He is Chairman of Vesuvius India Ltd., and Founder of Vesuvius India Ltd. and was Managing Director for over 27 years. He is President – Corporate Affairs (East) of JSW Steel Ltd. and Director of JSW Bengal Steel Ltd. He was formerly President of Bengal Chamber of Commerce and Industry and Former Chairman of CII (Eastern Region). He is also a member of Advisory Committee of The Indian Chamber of Commerce and Member of Board of Governors, Indian Institute of Cerebral Palsy.

The details of his other Directorship and memberships in other companies/committees are provided in the “Annexure” to the Notice.

In the view of your Board, the association of Mr. Gupta and the rich experience he brings with him, would benefit the Company. Declaration has been received from Mr. Gupta that he meets the criteria of Independence prescribed under Section 149 of the Act read with the Companies ( Appointment and qualification of Directors) Rules, 2014 and Regulation 16 of SEBI (LODR) Regulations, 2015. In the opinion of your Board Mr. Gupta fulfills the conditions specified in the Act, the Rules thereunder and the Listing Regulations for appointment as Independent Director and he is Independent of the Management of the Company. Mr. Biswadip Gupta does not hold any share in the Company in his individual capacity.

Mr. Biswadip Gupta is not disqualified from being appointed as a Director in terms of Section 164 of the Companies Act, 2013 and has given his consent to act as a Director.

No director, Key managerial personnel or their relatives, except Mr. Biswadip Gupta to whom resolution relates are concerned or interested in the proposed resolution.

The board recommends the Resolution set forth in item no 10 for the approval of the Company.

**Resolution no. 11**

The board on the recommendation of the Audit Committee has approved the appointment and remuneration of the Cost Auditors to conduct the audit of the cost records of the company for the financial year ended March 31, 2022 at a fee of Rs 8,00,000.

In accordance with the provisions of Section 148 of the Companies Act read with the Companies (Audit and Auditors) Rules 2014, the remuneration payable to Cost Auditors require ratification by the shareholders of the company.

Accordingly, consent of the members is sought for passing an Ordinary Resolution as set out at item no 11 of the notice for ratification of the remuneration payable to the Cost Auditors for the financial year ending 31 March 2022.

None of the directors/ Key Managerial Personnel of the company / their relatives are in any way, concerned or interested, financially or otherwise in the resolution set out at item no 11 of the notice.

The board recommends the resolution set forth in item no 11 for the approval of the Company.

**Registered Office :**

14, Taratolla Road  
Kolkata - 700 088  
CIN : L51109WB1974PLC029637  
E-mail : investors@ifbglobal.com  
Website : www.ifbindustries.com

Place : Kolkata

Date : 14th June, 2021

By Order of the Board

**G Ray Chowdhury**  
Company Secretary  
Membership No. : A8529

Details of Directors seeking appointment / reappointment in Annual General Meeting (in pursuance of Clause 36(3) of the SEBI (Listing Obligations and Disclosure Requirements) Regulations, 2015.

Name of Director	Mr. Prabir Chatterjee	Mr. Ashok Bhandari	Mr. Desh Raj Dogra	Mr. Biswadip Gupta	Mr. Partha Sen	Mr. Rajshankar Ray	Mr. Amar Singh Negi
Date of birth	18.06.1955	02.02.1953	21.09.1954	25.12.1950	12.10.1952	30.01.1969	02.06.1960
Nationality	Indian	Indian	Indian	Indian	Indian	Indian	Indian
Date of first appointment on the board	01.04.2013	30.01.2018	10.02.2021	10.02.2021	30.10.2020	30.10.2020	30.10.2020
Qualification	B.Sc and Cost Accountant.	Chartered Accountant.	Bachelor's and a Master's degree in Agriculture from Himachal Pradesh University and MBA from Faculty of Management Studies, University of Delhi	BE (Metallurgy) and MBA (Marketing)	BTech (Hons)- Chemical Engg. IIT KGP, MS from USA	B. Tech, Mechanical Engg, 1991, IIT, Kharagpur.	Four Years Post diploma in Electrical Engg from YMCA Institute of Engineering Faridabad in 1982, specialization in Electrical Machines and Power apparatus.
Experience in functional area	More than 40 years experience in accounts, finance, costing, budgeting, management accounting, Financial analysis etc.	More than 40 years of experience as a key senior executive and his area of specialization includes Fund Management negotiations with Banks, Govt., JV Partners etc.	He has over 37 years of experience in the financial sector in the areas of banking and credit rating. He has been instrumental in driving CARE Ratings to the position which it has attained in the last few years.	He has more than 43 years' experience in the steel and refractory industry. He is Chairman of Vesuvius India Ltd., and Founder of Vesuvius India Ltd. and was Managing Director for over 27 years.	He has more than 44 years of comprehensive experience in Manufacturing in diversified operational areas including Supply Chain Management, Cost & management Controls, Strategic Planning and Management, Corporate Governance, Risk Management, inventory and debtor controls etc	He has more than 29 years of comprehensive experience in Factory Management, Sales, Project Management and in diversified operational areas including cost & management Control, Strategic Management, Corporate Governance, Risk Management, SAP, inventory and debtors control etc.	He has more than 38 years of experience in various fields including Service Management etc.
Relationship with other Directors	Not related to any Director.	Not related to any Director.	Not related to any Director.	Not related to any Director.	Not related to any Director	Not related to any Director	Not related to any Director.
Shareholding in the Company	18,670	Nil	Nil	Nil	Nil	9,222	20,000
List of directorship held in other listed companies	Nil	Intrasoft Technologies Ltd. Maithan Alloys Ltd. Skipper Ltd. N.B.I. Industrial Finance company Ltd. Rupa & Company Ltd. Maharashtra Seamless Ltd.	S Chand and Company Ltd. Welspun Corp Ltd. Capri Global Capital Ltd. Axiscades Technologies Ltd. Sintex Plastics Technology Ltd.	Vesuvius India Ltd.	Nil	Nil	Nil



Name of Director	Mr. Prabir Chatterjee	Mr. Ashok Bhandari	Mr. Desh Raj Dogra	Mr. Biswadip Gupta	Mr. Partha Sen	Mr. Rajshankar Ray	Mr. Amar Singh Negi
Committee membership in other listed companies	Nil	Audit Committee , Nomination and Remuneration Committee, Risk Management Committee - Maharashtra Seamless Ltd Audit Committee – Rupa & Company Ltd. Intrasoft Technologies – Member of Stakeholders Relationship Committee	Audit Committee- S Chand and Company Ltd. Welspun Corp Ltd. Axiscades Technologies Ltd. Sintex Plastics Technology Ltd. Nomination and Remuneration Committee - S Chand and Company Ltd. Welspun Corp Ltd. Axiscades Technologies Ltd Stakeholders Relationship Committee - Axiscades Technologies Ltd CSR Committee - S Chand and Company Ltd. Axiscades Technologies Ltd Risk Management Committee - Welspun Corp Ltd	Audit Committee, Stakeholders Relationship Committee, CSR Committee, Risk Management Committee, Nomination and Remuneration Committee - Vesuvius India Ltd.	Nil	Nil	Nil

## DIRECTORS' REPORT to the Members

### To the Members,

The Directors have pleasure in presenting before you the forty fifth Annual Report of the Company together with the Audited Financial Statements of the Company for the year ended 31 March 2021.

### FINANCIAL RESULTS

The performance during the period ended 31 March 2021 has been as under:

Particulars	Standalone		Consolidated	
	2020-21	2019-20	2020-21	2019-20
Total revenue	273,566	256,418	282,316	264,947
Profit before depreciation/amortisation, finance costs and tax	22,800	13,170	23,224	13,331
Less : Finance costs	2,935	1,450	3,091	1,609
Less : Depreciation and amortization	9,911	8,898	10,242	9,195
Profit before Tax and exceptional item	9,954	2,822	9,891	2,527
Add : Exceptional Items	–	148	–	148
Profit before Tax	9,954	2,970	9,891	2,675
Less : Current tax	3,738	172	3,763	178
Less : Deferred tax (net)	42	(1)	(283)	( 80)
Profit after tax	6,174	2,799	6,411	2,577
Other comprehensive income				
Items that will not to be classified to profit or loss –				
- Re measurements of defined benefit plan	(72)	(656)	(68)	(6)
- Income tax relating to items that will not be reclassified to profit or loss	25	–	25	(656)
Items that will reclassified to profit or loss –				
- Exchange differences in translating the financial statements of foreign operations	–	–	(14)	181
- Income tax relating to items that will be reclassified to profit or loss	–	–	–	–
Other comprehensive income	( 47)	( 656)	(57)	(481)
Total comprehensive income for the year	6,127	2,143	6,354	2,096
- Owners of the parents	NA	NA	6,266	2,263
- Non-controlling interests	NA	NA	88	(167)

The consolidated figure includes standalone figure and figure of Trishan Metals Private Limited, a wholly owned subsidiary company, Global Appliances & Automotive Limited (GAAL), a wholly owned subsidiary company and step down subsidiary company, Thai Automotive and Appliances Pte. Ltd. (TAAL).

### OPERATIONS - Standalone

Your company completed year 2020-21 on a marginal growth on revenue terms and achieved rise in profit before tax by more than three times of the last year. The company achieved above success despite a bleak performance in 1st quarter due to shut down on account of COVID-19. Net

revenue from operations grew by 6.5 % to Rs 271,652 lacs. The profit before depreciation, finance cost and tax as compared to last year increased by 73.1% to Rs 22,800 lacs. The increase in margin is largely on account of favourable product mix, price hike, reduction in material cost, scheme cost and overheads etc.

### OPERATIONS - Consolidated

Net revenue from operations on consolidated basis increased by 6.2% to Rs. 280,080 lacs. Profit before depreciation, finance cost and tax on consolidated basis as compared to last year increased by 74.2% to Rs. 23,224 lacs as compared to the last year.

## **DIVIDEND**

Your Directors have decided not to recommend any dividend for the financial year under review to conserve resources for working capital, capital expenditure projects, acquisition etc.

## **TRANSFER TO RESERVE**

The company does not propose to transfer any amount to Reserve.

## **MANAGEMENT DISCUSSION AND ANALYSIS REPORT**

As required under Listing Obligations and Disclosure Requirements Regulations (LODR Regulations), 2015, the Management Discussion and Analysis Report is enclosed as a part of this report.

## **CHANGE IN THE NATURE OF BUSINESS OF THE COMPANY**

During the year under review, there is no change in the nature of the business operations of the Company.

## **CORPORATE GOVERNANCE AND SHAREHOLDERS INFORMATION**

Your Company has always taken adequate steps to adhere to all the stipulations laid down in LODR Regulations, 2015. A report on Corporate Governance is included as a part of this Annual Report. Certificate from the Statutory Auditors of the company M/s. Deloitte Haskins & Sells, Chartered Accountants confirming the compliance with the conditions of Corporate Governance as stipulated under Listing Obligations & Disclosure Requirements, Regulations, 2015 (LODR) is included as a part of this report.

## **LISTING WITH STOCK EXCHANGES**

The Company confirms that it has paid the Annual Listing Fee for the year 2021-22 to NSE, BSE & CSE where the Company's Shares are listed. The company applied for delisting from CSE which is pending before them.

## **DEMATERIALISATION OF SHARES**

98.23% of the company's paid up Equity Share Capital is in dematerialized form as on 31st March, 2021 and balance 1.77% is in physical form. The Company's Registrars is M/s C.B. Management Services Pvt. Ltd., having their registered office at P-22, Bondel Road, Kolkata - 700 019. The entire shareholding of the promoters' and promoters' group are in dematerialized form.

## **NUMBER OF BOARD MEETINGS HELD**

The Board of Directors duly met six times during the financial year from 01 April 2020 to 31 March 2021. The dates on which the meetings were held are as follows :

6th July 2020, 6th August 2020, 30th October 2020, 30th December 2020, 28th January 2021 and 29th March 2021.

## **DIRECTORS AND KEY MANAGERIAL PERSONNEL (KMP)**

Mr. Bijon Nag, Chairman of the Company was re-appointed for a further period of two years w.e.f 1st June, 2020 and the same was approved by the shareholders at the 44th AGM of the Company held on 4th September, 2020.

Mr. Bikramjit Nag, Joint Executive Chairman and Managing Director of the Company was re-appointed for a further period of three years w.e.f 1st November, 2019 and the same was approved by the shareholders at the 44th AGM of the Company held on 4th September, 2020.

Mr. Prabir Chatterjee, Director & CFO of the Company was re-appointed for a further period of two years w.e.f 1st April, 2020 and the same was approved by the shareholders at the 44th AGM of the Company held on 4th September, 2020.

Mr. Chacko Joseph was appointed to the Board as an Independent Director w.e.f 2nd November, 2019 for a term of three years and the same was approved by the shareholders at the 44th AGM of the Company held on 4th September, 2020.

Ms. Sangeeta Shankaran Sumesh, an Independent Director of the Company was re-appointed for second term of five consecutive years with effect from 30th January 2020 and the same was approved by the shareholders at the 44th AGM of the Company held on 4th September, 2020.

Mr. Prabir Chatterjee retires by rotation and being eligible offers himself for reappointment.

The three years term as an Independent Director of Mr. Ashok Bhandari has expired on 29th January 2021. Based on recommendation of Nomination and Remuneration Committee, it is proposed to re-appoint him for second term of five consecutive years with effect from 30th January, 2021.

Mr. Desh Raj Dogra and Mr. Biswadip Gupta were appointed as Independent Directors w.e.f 10th February, 2021 for a term of one year and the same is subject to approval of the shareholders.

Mr. Partha Sen, Mr. Raj Shankar Ray and Mr. Amar Singh Negi were appointed as Managing Director and CEO of Engineering Division, Managing Director and CEO of Appliances Division and Executive Director - Service Business Head of the Company respectively for a period of five years w.e.f 30th October, 2020 and the concerned resolutions for approval of their appointment are proposed for approval of the members.

Brief particulars and expertise of all the directors seeking appointment/re-appointment together with their other Directorship and Committee membership have been given in the annexure to the notice of the Annual General Meeting.

During the year under review, there is no other change in KMP of the Company.

#### **DIRECTORS RESPONSIBILITY STATEMENT**

Pursuant to Section 134(5) of the Companies Act, 2013, Directors of your Company hereby state and confirm that:

- a) in the preparation of the annual accounts for the year ended 31 March 2021, the applicable accounting standards have been followed and that there are no material departures;
- b) they have selected such accounting policies and applied them consistently and made judgments and estimates that are reasonable and prudent so as to give a true and fair view of the state of affairs of the company at the end of the financial year and of the profit of the company for the same period;
- c) they have taken proper and sufficient care for the maintenance of adequate accounting records in accordance with the provisions of the Companies Act, 2013 for safeguarding the assets of the company and for preventing and detecting fraud and other irregularities;
- d) they have prepared the annual accounts on a going concern basis;
- e) they have laid down internal financial controls in the company that are adequate and were operating effectively;
- f) they have devised proper systems to ensure compliance with the provisions of all applicable laws and these are adequate and are operating effectively.

#### **DECLARATION BY INDEPENDENT DIRECTORS**

All the Independent Directors have submitted a declaration that each of them meets the criteria of independence as provided in Section 149(6) of the Companies Act, 2013 along with Rules framed thereunder and Regulation 16(1) (b) of the SEBI Listing Regulations. In the opinion there has been no change in the circumstances affecting their status as independent directors of the Company. The Independent Directors have also confirmed the compliance pertaining to their enrolment with the databank of the independent directors maintained by The Institute of Corporate Affairs in terms of Rule 6 of the Companies (Appointment and Qualification of Directors) Rules, 2014. The declaration was placed and noted by the Board in its meeting held on 14th June, 2021.

#### **REMUNERATION POLICY**

A Nomination and Remuneration Policy has been formulated pursuant to the provisions of Section 178 and other applicable provisions of the Companies Act, 2013 and rules there to and Regulation 19 of SEBI ( LODR) Regulation 2015 stating therein the Company's policy on Directors/ Key Managerial Personnel/ other employees appointment and remuneration by the Nomination and Remuneration Committee and approved by the Board of Directors. The said policy may be referred to on company's website at [www.ifbindustries.com](http://www.ifbindustries.com). As part of the policy, the Company strives to ensure that the level and composition of remuneration is reasonable and sufficient to attract, retain and motivate Directors / KMPs of the quality required to run the company successfully; Relationship between remuneration and performance is clear and meets appropriate performance benchmarks.

#### **ANNUAL EVALUATION OF BOARD'S PERFORMANCE**

The Board of Directors has carried out an annual evaluation of its own performance, board committees, and individual directors pursuant to the provisions of the Act and SEBI Listing Regulations.

The performance of the board was evaluated by the Board after seeking inputs from all the directors on the basis of criteria such as the board composition and structure, effectiveness of board processes, information and functioning, etc.

The performance of the committees was evaluated by the Board after seeking inputs from the committee members on the basis of criteria such as the composition of committees, effectiveness of committee meetings, etc.

In a separate meeting of independent directors, performance of non-independent directors, the Board as a whole and Chairman of the Company was evaluated, taking into account the views of executive directors and non-executive directors.

At the board meeting that followed the meeting of the independent directors and meeting of Nomination and Remuneration Committee, the performance of the Board, its Committees, and individual directors was also discussed. Performance evaluation of independent directors was done by the entire Board, excluding the independent director being evaluated.

#### **AUDIT COMMITTEE**

The Board has constituted an Audit Committee, the details pertaining to the composition of the audit committee are included in the report on Corporate Governance. There has been no instance during the year where recommendations of the Audit Committee were not accepted by the board.

#### **AUDITORS' REPORT**

The notes on Financial statements referred to in the Auditor's Report are self-explanatory and do not call for any further explanation. During the year under review, the Auditors did not report any matter under Section 143(12) of the Act, therefore no detail is required to be disclosed under Section 134(3)(ca) of the Act.

#### **STATUTORY AUDITORS**

At 43rd Annual General Meeting held on 26th July, 2019 the shareholders of the company reappointed M/s. Deloitte Haskins & Sells (Firm Registration No.: 302009E), Chartered Accountants as the Auditors of the Company for the second term of five consecutive years from the conclusion of 43rd Annual General Meeting to the conclusion of 48th Annual General Meeting. The requirement to place the matter relating to reappointment of auditors for ratification by Members at every Annual General Meeting has been done away by the Companies (Amendment) Act, 2017 with effect from May 7, 2018. Accordingly, no resolution is being proposed for ratification of reappointment of statutory auditors at the ensuing AGM and a note in respect of same has been included in the Notice for this AGM.

#### **COST AUDITORS**

Your Board has appointed M/s MANI & Co., Cost Accountants as Cost Auditors of the Company for conducting cost audit for the financial year 2021-22. Accordingly, a resolution seeking approval of the members for ratifying

the remuneration payable to Cost Auditors for financial year 2021-22 is provided in the Notice to the ensuing Annual General Meeting.

#### **COST RECORDS**

The Cost accounts and records as required to be maintained under Section 148(1) of the Act are duly made and maintained by the Company.

#### **SECRETARIAL AUDIT**

The provisions of Section 204 read with Section 134(3) of the Companies Act, 2013 mandates Secretarial Audit of the Company to be done from the financial year commencing on or after 1 April 2014 by a Company Secretary in practice. The board in its meeting held on 29th March 2021 appointed Mr. Sankar Kumar Patanaik, Practising Company Secretary (Certificate of Practice no 7177) as the Secretarial Auditor for the financial year ended 31st March 2021.

According to the provision of section 204 of the Companies Act, 2013 read with Rule 9 of the Companies (Appointment and Remuneration of Managerial Personnel) Rules, 2014, the Secretarial Audit Report submitted by Company Secretary in Practice is enclosed as a part of this report as **Annexure-A**. The observations of the Secretarial Auditor are self explanatory in nature and does not call for any further explanation.

#### **SECRETARIAL STANDARDS**

The Company has in place proper system to ensure compliance with the provisions of the applicable Secretarial Standards issued by The Institute of Company Secretaries of India and such systems are adequate and operating effectively.

#### **CONSERVATION OF ENERGY, TECHNOLOGY ABSORPTION, FOREIGN EXCHANGE EARNINGS AND OUTGO**

Information required under section 134(3)(m) of the Companies Act, 2013 read with Rule 8 of the Companies (Accounts) Rules, 2014, is enclosed as a part of this report as **Annexure-B**.

#### **CORPORATE SOCIAL RESPONSIBILITY (CSR)**

In terms of section 135 and Schedule VII of the Companies Act, 2013, the Board of Directors of your Company constituted a CSR Committee. The Committee comprises Independent Director, non-executive director and executive director. CSR Committee of the Board has developed a CSR Policy uploaded on the website of the Company at

<http://ifbindustries.com>. Your company has identified the activities and accordingly activities covering mainly relating to (a) Promoting education, (b) Promoting Health Care and (c) skill development programme in line with the CSR policy of the Company. The company made an expenditure of Rs 156.87 lacs against the budgeted amount of Rs 156.54 lacs. The complete disclosure on CSR activities in terms of Rule 8 of the Companies (Corporate Social Responsibility Policy) Rules, 2014 is enclosed as **Annexure C** and constitutes part of the report.

#### **VIGIL MECHANISM**

In pursuant to the provisions of section 177(9) & (10) of the Companies Act, 2013, a Vigil Mechanism for directors and employees to report genuine concerns has been established. The Vigil Mechanism Policy has been uploaded on the website of the Company at [www.ifbindustries.com](http://www.ifbindustries.com).

#### **CONTRACTS AND ARRANGEMENTS WITH RELATED PARTIES**

All contracts/ arrangements/ transactions entered by the company during the financial year with related parties were in ordinary course of business and on an arm's length basis. During the year, the company had not entered into any contract / arrangement / transaction with related parties which could be considered material in accordance with the policy of the company on materiality of related party transaction on which is required to be reported in Form No. AOC-2 in terms of Section 134(3)(h) read with Section 188 of the Act. The policy on materiality of related party transaction and on dealing with related party transaction as approved by the board may be accessed on company's website at the link [www.ifbindustries.com](http://www.ifbindustries.com). There were no materially significant related party transaction which could have potential conflict with interest of the Company at large. Your directors draw attention of members to note 37 to the Financial Statements which set out related party disclosures.

#### **EXTRACT OF ANNUAL RETURN**

The details forming part of the extract of the Annual Return in Form MGT-9 may be referred to at the Company's official website at the weblink : <http://www.ifbindustries.com/>. The detail forming part of the extract of the Annual Return in Form MGT -9 is annexed herewith as **Annexure D**.

#### **PARTICULARS OF LOANS, GUARANTEES OR INVESTMENTS**

The particulars of Loans, Guarantees and Investments

covered under the provisions of Section 186 of the Companies Act, 2013 are given in the notes to the Financial Statements.

#### **REMUNERATION RATIO OF THE DIRECTORS / KEY MANAGERIAL PERSONNEL (KMP) / EMPLOYEES**

The information required pursuant to Section 197 of the Companies Act, 2013 read with Rule 5 of The Companies (Appointment and Remuneration of Managerial Personnel) Rules, 2014 is enclosed as a part of this report as **Annexure - E**.

The number of permanent employees on the payroll of the company as on 31 March 2021 is 2466

The statement containing particulars of employees employed throughout the year and in receipt of remuneration of Rs. 1.02 crore or more per annum and employees employed for part of the year and in receipt of remuneration of Rs. 8.5 lacs or more per month, as required under Section 197(12) of the Companies Act, 2013, read with Rule 5 of the Companies (Appointment and Remuneration of Managerial Personnel) Rules, 2014, forming part of this report and is available on the website of the Company, at [www.ifbindustries.com](http://www.ifbindustries.com).

In terms of Section 136 of the Act, the said Annexure is open for inspection and any member interested in obtaining a copy of the same may write to the Company to e-mail id : [investors@ifbglobal.com](mailto:investors@ifbglobal.com).

#### **BUSINESS RESPONSIBILITY REPORT**

In conformance to the requirements of the clause (f) of sub-regulation (2) of regulation 34 of Securities and Exchange Board of India (SEBI) Listing Regulations, the Business Responsibility Report for Financial Year 2020-2021 is given in as **Annexure F** which forms part of this Report.

#### **DIVIDEND DISTRIBUTION POLICY**

The Board of Directors of IFB Industries Limited at its meeting held on May 29, 2018 has adopted the Dividend Distribution Policy (the "Policy") as required by Regulation 43A of the SEBI (Listing Obligations and Disclosure Requirements) Regulations, 2015 (the "Listing Regulations") is available at our website [www.ifbindustries.com](http://www.ifbindustries.com)

#### **DEPOSITS**

During the year under review, your company has not accepted any deposit from the public / members u/s 73 of the Companies Act 2013 read with the Companies (Acceptance of Deposits) Rules during the year.



## **SHARE CAPITAL**

During the year under review, no new shares were issued by the Company, therefore there was no change in the Authorised, Issued and Paid-Up Share Capital of the Company.

## **SIGNIFICANT AND MATERIAL ORDERS PASSED BY THE REGULATORS OR COURTS**

There has been no significant and material orders passed by the Regulators/ Courts/ Tribunals which would impact the going concerns status of the Company and its future operations.

## **MATERIAL CHANGES AND COMMITMENTS, IF ANY, AFFECTING THE FINANCIAL POSITION OF THE COMPANY WHICH HAVE OCCURRED BETWEEN THE END OF THE FINANCIAL YEAR OF THE COMPANY TO WHICH THE FINANCIAL STATEMENTS RELATE AND THE DATE OF THE REPORT**

There has been no material changes and commitments have occurred after the closure of the year till the date of this Report, which affect the financial position of the Company.

## **DISCLOSURE UNDER SEXUAL HARASSMENT OF WOMEN AT WORKPLACE (PREVENTION, PROHIBITION & REDRESSAL ) ACT, 2013**

As per the requirement of Sexual Harassment of Women at workplace ( Prevention, Prohibition & redressal) Act, 2013, your Company has in place a Policy for Prevention of Sexual Harassment of Women at Work Place and constituted an Internal Complaints Committees. No complaint has been raised during the year ended March, 2021.

## **DEVELOPMENT AND IMPLEMENTATION OF A RISK MANAGEMENT POLICY**

The Board of Directors of the Company already formed a Risk Management Committee to frame, implement and monitor the risk management plan for the Company. The Committee is monitoring and reviewing the risk management plan and ensuring its effectiveness.

Risk management is the process of minimizing or mitigating the risk. It starts with the identification and evaluation of risk followed by optimal use of resources to monitor and minimize the same. The company is exposed to several risks. They can be categorized as operational risk and strategic risk. The company has taken several mitigating actions, applied many strategies and introduced control and reporting systems to reduce and mitigate those risks.

Appropriate structures are in place to proactively monitor and manage the inherent risks in businesses with unique/ relatively high risk profiles.

An independent Internal Audit function carries out risk focused audits across all business, enabling identification of areas where risk management processes may need to be strengthened. The Audit committee of the board reviews internal audit findings on risk and provides strategic guidance on internal controls.

## **FAMILIARISATION PROGRAMME FOR INDEPENDENT DIRECTORS**

To familiarize the Independent Directors with the strategy, operations and functions of our company, the executive directors/ senior managerial employees make presentation to the Independent Directors about the company's strategy, operations, product and service offerings, markets, finance, quality etc. Independent Directors are also visiting factories and branch offices to familiarise themselves with the operations of the company and to offer their specialized knowledge for improvement of the performance of the company.

Further, at the time of appointment of an Independent director, the company issues a formal letter of appointment outlining his/ her role, function, duties and responsibilities as a director. The format of the letter of appointment is available at our website [www.ifbindustries.com](http://www.ifbindustries.com) under legal/ investors relation/ appointment of independent directors.

## **MERGER AND ACQUISITION**

During the year, the board of directors of your company at its meeting held on 30th December 2020 approved the amalgamation of its wholly owned subsidiary Trishan Metals Private Limited (TMPL) with IFB Industries Limited (IFBIL). The transferor company (TMPL) and transferee company (IFBIL) submitted merger application on 6th February, 2021 to National Company Law Tribunal, Kolkata Bench with appointed date considered as 1st April, 2021. The first hearing was held on 5th April, 2021, the NCLT accepted the application and by its order dated 5th April, 2021 appointed the Chairperson and Scrutinizer for NCLT convened meeting of Equity Shareholders and Creditors (secured and unsecured) to be held on 24th May 2021 through video conferencing or other audio visual means to approve the Scheme of amalgamation. The meetings took place on 24th May, 2021 and the Equity Shareholders and Creditors (secured and unsecured) approved the

scheme of amalgamation between Trishan Metals Private Limited and IFB Industries Limited and their respective shareholders and creditors under the provisions of Sections 230 to 232 of the Companies Act, 2013 ("the Act") and other relevant provisions of the Act and rules framed thereunder ("Scheme") with requisite majority. The matter is now under process and pending before NCLT for further consideration.

#### **SUBSIDIARY COMPANIES**

IFB Industries Limited, has two wholly owned subsidiary companies (1) Trishan Metals Pvt. Ltd (TMPL) and (2) Global Automotive & Appliances Pte Ltd. (GAAL) and one step down subsidiary Thai Automotive and Appliances Ltd. (TAAL).

##### **Trishan Metals Private Ltd. (TMPL)**

IFB Industries Ltd. acquired 51.12% equity shares of TMPL, during 2016-17. Further, on 31 October, 2020, the Company (IFBIL) acquired the balance 48.88% (1,14,74,020 nos. equity shares) equity shares from the other shareholders of Trishan Metals Private Limited (TMPL) at a consideration of Rs. 1430 lacs, thereby making TMPL as its wholly owned subsidiary.

TMPL's performance has not reached its potential largely due to slow down and partly due to impact of COVID-19.

Rs. in lacs

Particulars	2020-21	2019-20
Revenue	7815	7606
PBDIT	(19)	(119)
PBT	(265)	(414)
PAT	60	(335)

##### **Wholly Owned Subsidiary Global Automotive & Appliances Pte Ltd. (GAAL) and step down subsidiary Thai Automotive and Appliances Ltd. (TAAL)**

IFB Industries Ltd. acquired 100 % equity shares of GAAL during July 2017. GAAL holds 100% equity holding in TAAL. GAAL acts as a special purpose vehicle for further investment in TAAL. GAAL is also engaged in trading of Electronics Parts and semi conductors and other commodities. TAAL is engaged in the business of Fine Blanking and Conventional Blanking and its acquisition helps IFB to consolidate its position in similar type of business in Thailand.

##### **GAAL**

During the year under review, GAAL has achieved revenue

of US\$ 4.53 Million and made a PBT of 3.03% and PAT of 2.73% on revenues. GAAL estimates that market would be subdued till end of Q2 and slowly would begin to rise subsequently.

##### **TAAL**

During the year under review, TAAL has achieved modest turnover of 171.86 million THB, which is a 2.39% decrease compared to 176.07 million THB achieved during 2019-20. During the year the company earned PBT of 2.39 million THB as compared to PBT of 4.49 million THB achieved during 2019-20.

We have, in accordance with Section 129(3) of the Companies Act, 2013 prepared consolidated financial statements of the company and its subsidiaries Trishan Metals Pvt. Ltd and Global Automotive & Appliances Pte Ltd. Further, the report on the performance and financial position of the subsidiary companies in the prescribed form AOC-1 is given in **Annexure G**.

In accordance with Section 136 of the Companies Act, 2013, the audited financial statements, including the Consolidated financial statements and related information of the company and financial statement of the subsidiary companies will be available on our website **www.ifbindustries.com**. These documents will also be available for inspection during business hours at the corporate office of company.

#### **ACKNOWLEDGEMENT :**

Directors take this opportunity to express their thanks to various departments of the Central and State Government, Bankers, Customers and Shareholders for their continued support.

The Directors wish to place on record their appreciation for the dedicated efforts put in by the Employees of the Company at all level.

For and on behalf of the Board of Directors

**Bikramjit Nag**

(DIN: 00827155)

*Joint Executive Chairman  
& Managing Director*

**Prabir Chatterjee**

(DIN: 02662511)

*Director & CFO*

Place : Kolkata

Date : 14th June 2021



## MANAGEMENT DISCUSSIONS AND ANALYSIS REPORT

### a) **Structure and Developments, Opportunities and Threats, Performance, outlook, Risks and Concerns:**

The good news that came a year ago may not hold good for long due to a severe contraction in gross domestic product, India is set to lose its gradually improving position in global gross domestic product. The International Monetary Fund (IMF) data shows that India became the world's fifth largest economy in 2019, surpassing U.K and France. The latest IMF data, however, puts India back in the sixth position in 2020 and further down to 7 in 2021.

As India battles the second wave of coronavirus infection, 98% of the nation is under some kinds of restrictions and lockdown which once again is leading to a crumbling economy. The Indian economy, by far, has been suffering since the pre-pandemic times and after the surge in infection, the nation's economy has been hit hard.

Indian auto component industry's revenue dropped significantly in FY 2020-21. However, after market demand for automotive components remained stable.

The CORONA virus pandemic has taken a toll on the Indian automobile industry by bringing down vehicle sales to figures lower than those recorded in 2019, which was the worst year for the Indian automobile industry in the last two decades. The COVID-19 outbreak, which started showing its effect in March 2020, not only impacted sales but also disrupted the global supply chain. This worsened things for the Indian automobile component industry which was already struggling because of the vehicle sales slowdown in the country. Going forward ACMA has once again recommended a uniform 18% GST rate across the automotive industry in India. Currently, almost 60 percent of auto component attracts 18 percent GST while the remaining attract 28 percent GST.

The year 2020 has been full of unwelcome surprises and unavoidable new realities. What started out as a health challenge escalated rapidly into an economic and humanitarian crisis. For the automotive industry- already under a shadow cast by sales slow-down in 2019-20, the spread of COVID-19 darkened the outlook further. The pandemic came with fluctuating supply chain scenarios, restricted people's relationship with mobility and sparked off new growth areas such as aftermarket. As auto component manufacturers set their course for the future, strategizing to build locally to meet local and global demand, expanding to complementary sectors and optimizing costs could help

regain growth momentum and shape the next normal after 2nd strain of the COVID is over.

The G.O.I encourages foreign investment in the automobile sector and has allowed 100 percent FDI under the automatic route.

Going forward, with transition to BSVI and implementation of safety norms, the value-addition from the component industry is expected to progressively increase.

The survey to assess impact of Coronavirus by different agencies reveal that besides the direct impact on demand and supply of goods and services, businesses are also facing reduced cash flows due to slowing economic activity which in turn is having an impact on all payments including to those for employees, interest, loan repayments and taxes.

Subdued vehicle demand, recent investments made for transition from BS 4 to BS 6, liquidity crunch, lack of clarity on policy for electrification of vehicles among others, had also an adverse impact on the expansion plans of the auto component sector. The situation was so grim even before COVID-19 that discounts and freebies failed to spur any major demand.

Covid-19 which has so far disrupted the global complex auto-component supply chains and in immediate term automotive demand. This could manifest into a demand shock lasting multiple quarters for the domestic industry. As novel coronavirus is spreading across the country, the auto component manufacturing companies are all set to defer their planned capex till 2022 to preserve cash and cope with supply chain disruption. The domestic auto industry is set to decline in double digit this year and therefore almost all the companies in the component space are re-drawing their strategic road map. Going forward the majority of the tier-1 component maker will focus more on consolidating capacities rather than expanding at least for the short-term in order to preserve cash. The crisis has been further aggravated post COVID outbreak. The current situation demands government's handholding to help component makers to emerge from this crisis situation. We started our financial year 20-21 with zero revenue. The demand generation will only be possible if Government motivates the consumers by incentivizing or by providing tax relaxations etc.

### **Government Initiatives**

Electric cars in India are expected to get new green number plates and may also get free parking for three years along

with toll waivers. The GOI is also mulling the idea of granting the EV sector favourable terms in registration etc.

The Ministry of Heavy Industries, Government of India has shortlisted 11 cities in the country for introduction of electric vehicles (EVs) in their public transport systems under the FAME (Faster Adoption and Manufacturing of (Hybrid) and Electric Vehicles in India) scheme.

In the backdrop of the pandemic and the lock down, the automotive industry faced unprecedented challenges in the first half of 20-21. The auto component industry through agility, flexibility and financial discipline, has displayed remarkable resilience and has come back strongly with the unlocking of the economy. Going forward the performance of the industry during 2nd half was heartening. The increased focus by the auto industry on deep-localization and the recent announcement of PLI schemes for the automotive sector and cell/ battery manufacturing by Govt, augur well towards making the auto-component industry a self-reliant one.

Fine blanking Division (FBD) was already under pressure during FY2019-20 due to slowdown in automobile sector. Situation went into adverse mode after country wide lockdown was imposed in the last week of March 2020. However, situation started to show signs of improvement since second week of May 2020 & production started in our factories located in Kolkata and Bangalore. Though initially dispatches were in low scale but things improved rapidly and the schedules received by both plants from different OEMs and Tier 1 suppliers were high. The Raw Material crisis which set in from September 2020 and is still continuing which has restricted the Divisions ability to service the schedules received in full thereby depriving the Division from the much-needed topline. The division could achieve a turnover of Rs 44989 lacs which was marginally higher by 6.2% over last year and PBDIT earned Rs 5,397 lacs higher by 6.1% over last year. Despite lock down, turnover was higher due to increase in turnover of AFM and pent-up demand in Automobile industry post lock down.

Currently Most states are extending lockdown-like restrictions till second week of June due to the second wave of the pandemic and this will again have a detrimental impact on the turnover of the company for Q1 of FY 2021-22.

### **Stamping Division**

This Division was acquired from IFB Automotive Pvt. Ltd. in October'19, keeping in mind the operational synergy with the Fine Blanking Division. In FY '20-'21, due to outbreak of

COVID-19 Pandemic and subsequent lockdowns imposed by government, there was negligible turnover in the 1st Quarter. However, things improved in the balance three quarters, which improved the YTD revenue. The 3rd and 4th quarter order value was Rs 20.60 crore and Rs 17.57 crore respectively. However, we could only achieve Rs 12.81 crore and Rs 12.77 crore respectively due to reasons such as material crisis, the impact of COVID-19 pandemic etc. The product has been well accepted and order book of FY'21-'22 is also robust. The strategic decision to buy this business and integrate it with Fine Blanking Division was well received by the customers. Unfortunately COVID-19 and the related shutdown have affected the division, a situation faced by many other countries. The company has enhanced its marketing thrust to garner additional revenue from existing customers while also accelerating its efforts to increase revenue from the non-auto segment.

The issues that FBD is successfully addressing include

- i. Countering the reduction in demand of auto components.
- ii. Strong pricing pressure from customers & competitors.
- iii. Higher cost of CRC and HRC steel.
- iv. Consistent increase in power cost.
- v. Rapid increase in minimum wages.
- vi. High cost for new machinery & technology.
- vii. Timely Raw material availability.
- viii. Fluctuations in demand forecasting by the automobile sector has created pressure in meeting inventory, debtors and margin metrics.

The Appliance Division has ended the year on a marginal growth of 6.4% in revenue terms and achieved a turnover of Rs 2,24,809 lacs including service income of Rs 7637 lacs. However, EBITDA margins reached to Rs 19319 lacs, and registered a growth of 90.9% as compared to 2019-20. The performance improved due to favorable product mix, price hike, material cost control, reduction in operating and administrative cost etc.

Our focus remains on the key agenda of localization for some of our high cost imports. This is a key de-risking mechanism against future currency fluctuations which has an impact on our business. Our focus on localizing manufacturing within India has resulted in a new generation of electronic components for models being manufactured in India. The work resulted in a significant portion of electronic controller imports being substituted by localized production in the

washer segment. For this year, the key focus is in localization of controllers in the air conditioning segment. The expected customer demand, combined with the launch of new models and plans to reduce material costs, provide a positive outlook for the division.

With most states extending lockdown-like restrictions till 2nd week/ 3rd week of June 2021 due to the second wave of the pandemic, the consumer durable industry has started the financial year with a significant drop in sales and a washed-out summer season. With consumer sentiment negatively affected due to the intensity of the second wave, there are concerns on the pace of recovery in demand for consumer durables once restrictions are lifted. Air-conditioners did witness strong sales momentum in March and the early part of April 21, before the second wave hit the country. Last year, there was strong pent-up demand witnessed in the second half of the year as consumers prioritized spending on appliances. But this time, with consumers experiencing the pain of the pandemic more seriously than the last year, there are concerns about whether the second half of the year will be as good as the last year. The market saw only less than 15 percent of the consumer durables retail stores operational in the country, that too under restrictions and limited footfalls. It is expected that if the spread is curbed and with the focus on vaccinations, consumer sentiment will see a revival in the second half of the year especially during the festive season. The industry is hoping to see pent up demand for appliances from June onwards. As on date, consumer appliance retailers are saddled with large inventories of cooling products as they began stocking up due to projections of an intense summer as early as February. Due to above situation most of the appliance companies have either completely shut down all their plants or have cut production significantly in April and May 21.

The Appliance Division continues to deliver a well-positioned and differentiated range of products in both domestic and industrial categories. The products include domestic washing machines, industrial washing systems (including dry cleaning and other finishing equipment like ironers etc), microwave ovens, domestic and industrial dishwashers, clothes dryers, modular kitchens, kitchen appliances (hobs, chimneys and built-in ovens), air conditioners, a range of service products etc. The industrial laundry division of the company has added a significant product portfolio in the ~11kg semi-commercial segment which will drive business volumes and has also finished field testing of a new water-less technology of washing laundry. The commercial laundry and dishwashing range

of the company is unique. The key action we have taken since FY 2019-20 (March 20) is localizing the manufacturing for inverter ranges of air conditioners. The impact of the increased forex levels and additional customs duties is also being addressed through price increases, which are regularly rolled out. Customer demand for the products of the Appliance Division remains healthy. The models introduced and to be introduced include a new series of front load and top load washing machines as well as new microwave models. Along with plans to grow the markets, targeted reduction in material costs in manufacturing are being addressed through projects. The price increases and material cost reductions under implementation will help to improve the bottom line margins in order to negate impact of the current forex levels and customs duties.

Post last year's lock down, demand increased from the 2nd Qtr 2020 and remained healthy upto the Q4 2020-21. However, supply chain stresses, especially in areas of electronic components, remain high. Also, commodity prices have significantly increased since November '20 and continue to rise. These issues pose a serious risk to market pricing and profitability. We have taken price increases in both washers and air conditioners – however, these have partially offset the impact of the price increases.

Tier 2 and Tier 3 towns are seeing a significant rise in demand towards high capacity washers as well as in categories like dishwashers etc.

The updates on the products and the relative market position of our future plans are as given hereunder:

### **Washing Category**

#### **Front Loaders (Domestic Segment)**

The range of models is well differentiated, both by aesthetics and performance. The demand for these is high and we have also addressed gaps against competition models. The Company continues to maintain a dominant market share in this segment. The key task is to drive an increase in shares in this segment through its distribution network and also through increases in revenue shares from large Key Accounts. This will be done through the introduction of new models, which has already been completed. The volume potential going forward from the existing market reach and the current direct and indirect channels is high and will be released shortly. A range, with the technology to significantly reduce/ eliminate water usage during the clothes cleaning process.

### **Top loading washing machines (Domestic Segment)**

Demand has been high in the top loader washing machine segment as well over the last few quarters. The new models introduced in the 6.5 Kg segment, including ones with inbuilt hearers, have generated good demand. The key task is to ensure availability of the new models and to drive further placements of them across market segments. There is increasing demand for models of higher capacities in the market and we are improving our supply chain capabilities to address this need. Additions made to the range and the new range will now fully address market segments, including the high growth higher capacity segments in which IFB now has very well differentiated models and features.

### **Clothes Dryers and Dishwashers (Domestic Segment)**

Demand in the clothes dryers segment increased in the 3rd & 4th quarter. This is no longer a seasonal product and its demand has been consistently high since the 2nd quarter of 20-21. This category may partially move to the washer-dryer-refresher segment. The domestic dishwasher segment has seen significant growth for the company and continues to be under-served in terms of displays / availability to all customers touchpoints across India. The availability scenario for dishwashers has been fixed in the Q4 of 20-21 and we are preparing the distribution network to sell > 100,000 dishwashers per annum from the current fiscal year. Both dishwashers and cloth dryers will be strong growth categories, going forward.

### **Dish washing and Laundry Equipment (Industrial Segment)**

IFB range covers the categories of glass washers, under counter dishwashers as well as hood type and rack conveyor type dishwashing equipment. The company has significant presence in varied customer segments including defense establishments, pubs, bars, large institutions, hotels and restaurants etc.

The revenues in both the commercial categories have been low, given that all major institutions in the education, hotel and restaurant categories have remained closed upto the 3rd quarter of 20-21. We expected a turnaround in demand from 4th quarter 20-21, including tender-based sales, for which we have a healthy pipe line. However, 2nd phase of Covid 19 has further dampened the demand.

### **Kitchen Appliances**

In this category, the range includes products like chimneys, hobs and built-in-ovens. These are products which are aspiration led- and with the modernizing of the Indian kitchens and the rising disposable incomes- your company

expects significant growth from these products in the medium term of 2-3 years.

### **Built-in Ovens, cooker hoods and Hobs**

We have targeted market placements in this category at 1500 counters, likely to be completed by the Q3 of this current financial year. This includes the displays in the IFB Points. The IFB Points accounts for ~50 % of sales in this category, The Company is investing in full range product displays for increasing its presence in multi-brand channels to 1000 nos. The kitchen appliances category is a key segment for expansion and is also accretive to margins.

The IFB Points are a key vertical for driving growth in this segment and ~50% of the company's sales in this category is generated from IFB Points. IFB Point sales were affected in the 4th Quarter as compared to 3rd Quarter due to a partial lockdown at the end of March'21. Organic growth initiatives have been put in place that focus on growth in conversion, footfall and revenue of like for like stores. Retail experience enhancement will also be undertaken to showcase our complete portfolio across the laundry, living and kitchen categories. The addition of new stores will be delayed due to the lockdown. Instead, we will closely watch whether the third wave comes and how the market reacts. Thereafter, we will decide on enhancing geographic coverage etc.

### **Microwave Ovens**

IFB continues to be a dominant player in this category. The key delivery targets ahead are to address the new model introductions, including those with new technology for automating and improving the cooking process. There has been a surge in demand in this segment over last few quarters and we have been unable to service the demand fully due to COVID related supply chain issue etc. With the new range, the company continues to innovate with new cooking programs eg. cooking with variations like olive oil for healthier cooking options.

### **Modular Kitchens**

We have expanded the kitchen format presence in Goa and Bangalore by adding another three outlets in last financial year. The new design format combines the modular kitchens with appliances. This format will be a part of future retail expansion. In the current year, we will reformat ~30 stores to expand the modular kitchen business to selected locations.

This is a segment in which we have not delivered the desired results and our processes and operating structures are key focus areas for business delivery as committed.



The IFB design offering for this category is of high quality with unique customer offerings. The products are well priced and include attractive EMI offers and an enabling range of accessories for the various storage modules.

### **Cooling category**

#### **Air conditioner**

Our range of Air conditioners feature rich energy efficient and deliver superior performance products at high ambient temperatures. The IFB range is uniquely placed in the market, with features such as 58 degrees complaint compressors across all models with green gas and copper piping features designed for high-end performance. IFB is also unique in terms of having a complete green range of products at par with the best in the market. This category was affected by the COVID-19 pandemic last year. We achieved sales volume of 81K in the fiscal year as compared to 90K in previous year. This deficit was due to a complete washout in April and May'20. However, sales in 4th Quarter were significantly higher over last year's volume. The 1st Quarter of new fiscal year was also severely affected by the second wave of pandemic. Sadly, the AC plant was supposed to start operating from January'20 but the technicians from China who were here to do installations went back in January'20 and did not return due to outbreak of COVID-19 pandemic. As a result, the installation was delayed. Operation began on 17 March, '20 but unfortunately faced a shutdown again within three days (from 20 March,'20) due to a lockdown. In the process, we lost season in '20-21. Sales started to pick up thereafter and the 4th Quarter volumes were good. However, the business was disrupted once again in the 1st Quarter of FY '21-'22 due to the second wave of the pandemic. However, we foresee good sales going forward from 2nd Quarter onwards based on new and pent-up demand etc.

The range has been well received in the market and is differentiated and benchmarked to the best in the industry. In addition, a new series is being introduced in the 2nd Quarter of the new fiscal year with lower price positioning and features benchmarked to the middle of high volume segment. This will increase Company's penetration in segments like distribution etc.

Commodity price changes have been the largest in the AC raw materials segment and the pricing area remains crucial, given the high stocks in the market and competitors' reluctance to pass on price increase to customers. The Company has invested in marketing, for increased communication related to the quality and features of the IFB range.

One of the key strengths for the Appliances Division is the service function and its reach to the customers. We have a total of ~1200 service franchisees across India. Currently, we have 29 service training centers, which are fully equipped to impart training on all aspects of assembly, dismantling, installation and troubleshooting of our products.

Sales of additives and accessories continue to be a key focus area and are expected to continue to contribute significantly, both to the topline and bottom line in the current year. IFB's 6 million plus customer base has a high potential for the company to generate revenues through the sale of additives and accessories. The company's own contact centers in Goa, Delhi and Bangalore - which we call "service centers" continue to be effective in issue resolution and customer feed-back / cross selling initiatives with a total manning of ~250 people as on date. IFB has also outsourced call centers at Munnar and Hyderabad. The service centers focus on out-bound calls to track and improve customer satisfaction and drive reduction in the number of pending customer issues.

In the Company's Customer Contact Program, we continue to contact customers directly and then visit them. This is increasing customer satisfaction and is also enabling higher revenues from the customer visits.

Amongst the major issues, Appliances Division is addressing are:

1. Competition is increasing. To manage this, company is in continuous process of improving its placement of products and managing multiple channels effectively.
2. The impact of significant commodity price increases, increased duties. This is being addressed through multiple projects to drop material costs.

Your company continues to answer against the above challenges and to be focused on differentiating itself by better product range planning continuously. Local challenges are addressed as applicable and needed. We are confident of our ability to remain a dominant market player across categories as it is now and we will keep investing in building market networks and product development capability.

#### **Motor Division**

The division started operation in 1993, producing motors for our washing machine plant in Goa. In 2019, the Motor Division acquired Automotive Motor Division from IFB Automotive Pvt. Ltd. and merged it with existing business, keeping in mind the operational synergy between the two. The Division is supplying to our Appliance Division as well as to automotive companies such as Hanon Automotive, M&M, Subros, Sanden Vikas etc. Business trends were

down over the last year due to COVID-19 pandemic and we forecast that in coming months the offtake from OEMs will improve.

**b) Internal Control Systems and their Adequacy :**

Your Management has put in place effective Internal Control Systems to provide reasonable assurance for:

- Safeguarding Assets and their usage.
- Maintenance of Proper Accounting Records and
- Adequacy and Reliability of the information used for carrying on Business Operations.

Key elements of the Internal Control Systems are as follows:

- Corporate policies for Financial Reporting and Accounting.
- A Management information system updated from time to time as may be required.
- Annual Budgets and Long Term Business Plans.
- Internal Audit System.
- Periodical review of opportunities and risk factors depending on the Global / Domestic Scenario and to undertake measures as may be necessary.
- Application of Internal Financial Control - Your company has in place adequate internal financial controls with reference to the Financial Statements. Such controls have been tested at during the year and no reportable material weakness in the design or operations was observed. Moreover, regular review of the processes ensure that such systems are reinforced on an ongoing basis.

Over and above Company's in house Internal Audit team, the Company has appointed PWC and Maheswari Associates to ensure compliance and effectiveness and of the Internal Control Systems.

The Audit Committee regularly reviews the Internal Audit/ Internal Control Reports for the auditing carried out in all the key areas of the operations. Additionally the Audit Committee approves all the audit plans and reports for significant issues raised by the Internal and External Auditors. Regular reports on the business development, future plans and projections are given to the Board of Directors. Internal Audit Reports are regularly circulated for perusal of Senior Management for appropriate action as required.

Normal foreseeable risks of the Company's assets are adequately covered by comprehensive insurance.

**c) Financial and Operational Performance :**

The Highlights of Financial Operational Performance are given below :

(Rs. in lacs)

Sl. No.	Particulars	Standalone		Consolidated	
		2020-21	2019-20	2020-21	2019-20
1	Revenue from operations	2,71,652	2,55,142	2,80,080	2,63,697
2	Other Income	1,914	1,276	2,236	1,250
3	Sub-total	2,73,566	2,56,418	2,82,316	2,64,947
4	Total Expenditure (Before interest and depreciation)	2,50,766	2,43,248	2,59,092	2,51,616
5	PBDIT before exceptional item	22,800	13,170	23,224	13,331
6	PBDIT %	8.33%	5.14%	8.23%	5.03%
7	Profit After Tax	6,174	2,799	6,411	2,577

**d) Human Resources Development and Industrial Relations :**

IFB is a knowledge-driven organization and its greatest asset is the experience and skill of its employees. Recognizing that the workforce will provide critical competitive edge in its growth endeavor, IFB has laid major emphasis on recruiting, maintaining and developing its human asset base. It offers a wide range of career development programmes including on the job training and job rotation amongst others. A highly evolved Human Resource Policy has ensured a minimal rate of attrition amongst executives.

IFB's welfare activities for employees include Medical Care, Group Insurance etc.

**e) Key Financial Ratios :**

Key Financial Ratios for the financial year ended 31 March 2021 to be enclosed as a part of this report as **Annexure - H**.

**f) Cautionary Statement :**

Statements in the Management Discussion and Analysis and Directors Report describing the Company's strengths, strategies, projections and estimates, are forward-looking statements and progressive within the meaning of applicable laws and regulations. The Actual results may vary from those expressed or implied, depending upon economic conditions, Government Policies and other incidental factors. Readers are cautioned not to place undue reliance on the forward looking statements.

For and on behalf of the Board of Directors

**Bikramjit Nag**

(DIN: 00827155)

*Joint Executive Chairman  
& Managing Director*

**Prabir Chatterjee**

(DIN: 02662511)

*Director & CFO*

Place : Kolkata

Date : 14th June 2021

**Form No. MR-3**

**SECRETARIAL AUDIT REPORT  
FOR THE FINANCIAL YEAR ENDED 31ST MARCH, 2021**

*[Pursuant to section 204(1) of the Companies Act, 2013 and rule No. 9 of the Companies  
(Appointment and Remuneration of Managerial Personnel) Rules, 2014]*

To  
The Members  
**IFB Industries Ltd.**  
14 Taratolla Road  
Kolkata – 700 088

We have conducted the secretarial audit of the compliance of applicable statutory provisions and the adherence to good corporate practices by **IFB Industries Ltd.** (hereinafter called the Company). Secretarial audit was conducted in a manner that provided us a reasonable basis for evaluating the corporate conducts/statutory compliances and expressing our opinion thereon.

Based on our verification of the books, papers, minute books, forms and returns filed and other records maintained by the Company and also the information provided by the Company, its officers, agents and authorised representatives during the conduct of secretarial audit, we hereby report that in our opinion, the Company has, during the audit period covering the financial year ended on 31st March, 2021 (“Audit Period”) complied with the statutory provisions listed hereunder and also that the Company has proper Board-processes and compliance-mechanism in place to the extent, in the manner and subject to the reporting made hereinafter.

We have examined the books, papers, minute books, forms and returns filed and other records maintained by the Company for the financial year ended on 31st March, 2021 according to the provisions of:

- (i) The Companies Act, 2013 (“the Act”) and the rules made thereunder;
- (ii) The Securities Contracts (Regulation) Act, 1956 (“SCRA”) and the rules made thereunder;
- (iii) The Depositories Act, 1996 and the Regulations and Bye-laws framed thereunder;
- (iv) Foreign Exchange Management Act, 1999 and the rules and regulations made thereunder to the extent of Foreign Direct Investment and Overseas Direct Investment;
- (v) The following Regulations and Guidelines prescribed under the Securities and Exchange Board of India Act, 1992 (“SEBI Act”):-
  - a] The Securities and Exchange Board of India (Substantial Acquisition of Shares and Takeovers) Regulations, 2011;
  - b] The Securities and Exchange Board of India (Prohibition of Insider Trading) Regulations, 2015;
  - c] The Securities and Exchange Board of India (Issue of Capital and Disclosure Requirements) Regulations, 2018 (Not applicable to the company during the audit period);
  - d] Securities and Exchange Board of India (Share Based Employee Benefits) Regulations, 2014 (Not applicable to the company during the audit period);
  - e] The Securities and Exchange Board of India (Issue and Listing of Debt Securities) Regulations, 2008 (Not applicable to the company during the audit period);
  - f] The Securities and Exchange Board of India (Registrars to an Issue and Share Transfer Agents) Regulations, 1993 regarding the Companies Act and dealing with client;
  - g] The Securities and Exchange Board of India (Delisting of Equity Shares) Regulations, 2009 (Not applicable to the company during the audit period); and
  - h] The Securities and Exchange Board of India (Buy-Back of Securities) Regulations, 2018 (Not applicable to the company during the audit period).

(vi) The other laws, as informed and certified by the Management of the Company, which are specifically applicable to the Company namely:

- a] The Environment (Protection) Act, 1986, read with the Environment (Protection) Rules, 1986;
- b] The Water (Prevention & Control of Pollution) Act, 1974, read with Water (Prevention & Control of Pollution) Rules, 1975;
- c] The Air (Prevention & Control of Pollution) Act, 1981 read with Air (Prevention & Control of Pollution) Rules, 1982;
- d] The Factories Act, 1948 and allied state laws.

We have also examined compliance with the applicable clauses of the following :

- (i) The Secretarial Standards (SS-1 and SS-2) issued by The Institute of Company Secretaries of India;
- (ii) The Securities and Exchange Board of India (Listing Obligations and Disclosure Requirements) Regulations, 2015;

**We report that**, during the period under review the Company has complied with the provisions of the Act, Rules, Regulations, Guidelines, Standards, etc. mentioned above subject to the following observation:

*The Company has complied with all the mandatory requirements as specified in SEBI LODR except the provisions of Regulation 17(1) pertaining to composition of the Board of Directors which was also complied with as on 31st March 2021. The Company received notices from NSE & BSE against which proper representation were made before the exchanges and under protest paid the fine imposed by stock exchanges.*

**We further report that**, the Board of Directors of the Company is duly constituted with proper balance of Executive Directors, Non-Executive Directors and Independent Directors. The changes in the composition of the Board of Directors that took place during the period under review were carried out in compliance with the provisions of the Act.

Adequate notice is given to all Directors to schedule the Board Meetings, agenda and detailed notes on agenda were sent at least seven days in advance and a system exists for seeking and obtaining further information and clarifications on the agenda items before the meeting and for meaningful participation at the meeting.

As per the minutes of the meetings duly recorded and signed by the Chairman, the decisions of the Board were unanimous and no dissenting views have been recorded.

**We further report that** there are adequate systems and processes in the Company commensurate with the size and operations of the Company to monitor and ensure compliance with applicable laws, rules, regulations and guidelines.

**We further report that** during the audit period the board of directors of the company at its meeting held on 30th December, 2020 approved the amalgamation of its wholly owned subsidiary Trishan Metals Private Limited (TMPL) with IFB Industries Limited (IFBIL). The transferor company (TMPL) and transferee company (IFBIL) submitted merger application on 6th February, 2021 to National Company Law Tribunal, Kolkata Bench with appointed date considered as 1st April, 2021. The first hearing was held on 5th April, 2021 the NCLT accepted the application and by its order dated 5th April, 2021 appointed the Chairperson and Scrutinizer for NCLT convened meeting of Equity Shareholders and Creditors (secured and unsecured) to be held on 24th May 2021 through video conferencing or other audio visual means to approve the Scheme of amalgamation. The meetings took place on 24.5.2021 and the Equity Shareholders and Creditors (secured and unsecured) approved the scheme of amalgamation between Trishan Metals Private Limited and IFB Industries Limited and their respective shareholders and creditors under the provisions of Sections 230 to 232 of the Companies Act, 2013 ("the Act") and other relevant provisions of the Act and rules framed thereunder ("Scheme") with requisite majority. Except the same there were no other instances of the Company entering into any events/actions, having a major bearing on the Company's affairs in pursuance of the above referred laws, rules, regulations, guidelines, standards, etc.

For **Patnaik & Patnaik**  
Company Secretaries

**S. K. Patnaik**  
Partner

Place : Kolkata  
Date : 14th June, 2021

FCS No.: 5699, C.P. No.: 7117  
UDIN: F005699C000455491

*Note: This Report is to be read with our letter of declaration which is annexed hereto as "Annexure -A" and forms an integral part of this Report.]*



**Annexure - A**

To  
The Members  
IFB Industries Ltd.  
14 Taratolla Road  
Kolkata – 700 088.

Our Report is to be read along with this letter.

- (i) Maintenance of secretarial record is the responsibility of the Management of the Company. Our responsibility is to express an opinion on these secretarial records based on our audit.
- (ii) We have followed the audit practices and processes as appropriate to obtain reasonable assurance about the correctness of the contents of the secretarial records. The verification was done on test basis to ensure that correct facts are reflected in secretarial records. We believe that the processes and practices, we followed provide a reasonable basis for our opinion.
- (iii) Our Audit was based on examination, in physical or electronic form, as feasible under the prevailing circumstances, of books and records maintained by the Company.
- (iv) We have not verified the compliance by the Company of applicable financial laws such as direct and indirect tax laws and maintenance of financial records and books of accounts since the same have been subject to review by the statutory financial auditors, tax auditors and other designated professionals.
- (v) The status of compliance of other laws as listed at (vi) in our Report, we relied upon the statement provided by the Management.
- (vi) Wherever required, we have obtained the Management representation about the compliance of laws, rules and regulations and happening of events, etc.
- (vii) The compliance of the provisions of Corporate and other applicable laws, rules, regulations, standards is the responsibility of Management. Our examination was limited to the verification of the same on test basis.
- (viii) The Secretarial Audit Report is neither an assurance as to the future viability of the Company nor of the efficacy or effectiveness with which the Management has conducted the affairs of the Company.

For **Patnaik & Patnaik**  
*Company Secretaries*

**S. K. Patnaik**  
*Partner*

Place : Kolkata  
Date : 14th June, 2021

FCS No.: 5699, C.P. No.: 7117  
UDIN: F005699C000455491

**CONSERVATION OF ENERGY, TECHNOLOGY ABSORPTION,  
FOREIGN EXCHANGE EARNING AND OUTGO ETC.**

Information on conservation of Energy, Technology absorption, Foreign Exchange earning and outgo required to be disclosed under section 134 of the companies Act, 2013 read with Companies (Accounts) Rules, 2014 are provided hereunder:

<b>(A)</b>	<b>Conservation of Energy :</b>	
	1. Steps taken or impact on conservation of energy.	<p>Energy conservation continues to receive priority attention at all levels.</p> <p>All the factories have implemented measures to maintain the power factor in excess of 0.97 to reduce reactive power losses.</p> <p>High energy illumination is being replaced, on an ongoing basis, by lower power consuming illumination (Eg LED lights) in the working area.</p> <p>We have started drive of putting variable frequency drive on rotating parts of machines. Such as blowers, pumps etc. That is through capital investments and could save a minimum of 10 % power and can be even up to 40% on case to case basis.</p> <p>Engineering Division had installed some press automation for component evacuation which will help in reduction of Air consumption and also will help in protecting the parts from dent and damages.</p>
	2. The steps taken by the company for utilizing alternate sources of energy.	<p>The factory at Goa is now operating majorly with solar energy.</p> <p>All lighting in offices are covered by auto-shut off mode sensors – which only activate lighting when movements are traceable.</p> <p>Areas like the paint shop have already been shifted to LPG led burners - diesel usage has been eliminated.</p> <p>As mentioned earlier, the washer factory at Goa is running with solar energy for a major part of its consumption.</p>
	3. The capital investment on energy conservation equipment.	Not significant, as work has been done over the years.
<b>(B)</b>	<b>Technology absorption :</b>	
	1. The efforts made towards technology absorption.	<p>In its Home Appliance Division, the company continues to work with partners from countries like Italy, China, Korea etc - to enhance knowledge and capability developments.</p>
	2. The benefits derived like product improvement, cost reduction, product development or import substitution.	<p>Localization of electronic controllers – this is a major import substitution agenda for the country – in line with the Government's Make in India program.</p> <p>Testing and validation of products IoT, wireless controls and app based controls for appliances. Advance Sensors Internal design teams are working on technology upgrades, cost reduction and product improvement projects on an ongoing basis.</p>

	<div>3. In case of imported technology (imported during the last three years reckoned from the beginning of the financial year)</div> <div>a. The details of technology imported</div> <div>b. The year of import</div> <div>c. Whether the technology been fully absorbed</div> <div>d. If not fully absorbed, areas where absorption has not taken place, and the reasons thereof.</div>	<div>The technology imported during last year includes designs for Air conditioners, with which the company will substitute imports and save foreign exchange. The technology has been fully absorbed.</div> <div>2019-20</div> <div>Technology fully absorbed.</div> <div>–</div>																				
(C)	The expenditure incurred on Research and Development.	<div>Data provided in the table below :</div> <table><tr><th colspan="3">Expenditure on R&amp;D</th><th>(Rs in lacs)</th></tr><tr><th>SI No</th><th>Particulars</th><th>2020-21</th><th>2019-20</th></tr><tr><td>A</td><td>Capital</td><td>87</td><td>2,188</td></tr><tr><td>B</td><td>Recurring</td><td>3,560</td><td>3,884</td></tr><tr><td>C</td><td>Total</td><td>3,647</td><td>6,072</td></tr></table>	Expenditure on R&D			(Rs in lacs)	SI No	Particulars	2020-21	2019-20	A	Capital	87	2,188	B	Recurring	3,560	3,884	C	Total	3,647	6,072
Expenditure on R&D			(Rs in lacs)																			
SI No	Particulars	2020-21	2019-20																			
A	Capital	87	2,188																			
B	Recurring	3,560	3,884																			
C	Total	3,647	6,072																			
(D)	The foreign exchange earnings and Outgo.	<div>Data provided in the table below :</div> <table><tr><th colspan="3"></th><th>(Rs in lacs)</th></tr><tr><th>SI No</th><th>Particulars</th><th>2020-21</th><th>2019-20</th></tr><tr><td>A</td><td>Foreign exchange earnings</td><td>1,045</td><td>1,286</td></tr><tr><td>B</td><td>Foreign exchange outgo</td><td>67,332</td><td>62,097</td></tr></table>				(Rs in lacs)	SI No	Particulars	2020-21	2019-20	A	Foreign exchange earnings	1,045	1,286	B	Foreign exchange outgo	67,332	62,097				
			(Rs in lacs)																			
SI No	Particulars	2020-21	2019-20																			
A	Foreign exchange earnings	1,045	1,286																			
B	Foreign exchange outgo	67,332	62,097																			

For and on behalf of the Board of Directors

**Bikramjit Nag**

(DIN: 00827155)

*Joint Executive Chairman  
& Managing Director*

**Prabir Chatterjee**

(DIN: 02662511)

*Director & CFO*

Place : Kolkata

Date : 14th June 2021

## CORPORATE SOCIAL RESPONSIBILITY

1. **Brief outline on CSR Policy of the Company.**

The CSR Committee decided to spend amount towards promoting education, skill development programme etc. during the year 2020-21.

The activities undertaken are within the broad framework of Schedule VII of the Companies Act, 2013. Details of the CSR policy and activities undertaken by the Company are available on [www.ifbindustries.com](http://www.ifbindustries.com)

2. **Composition of CSR Committee:**

Sl. No.	Name of Director	Designation / Nature of Directorship	Number of meetings of CSR Committee held during the year	Number of meetings of CSR Committee attended during the year
1	Mr. Sudip Banerjee	Chairman/Non Executive Director	1	1
2	Mr. Ashok Bhandari	Member/ Independent Director	1	1
3	Mr. Prabir Chatterjee	Member/ Executive Director	1	1

3. **Provide the web-link where Composition of CSR committee, CSR Policy and CSR projects approved by the board are disclosed on the website of the company. –**

Composition of the CSR committee, CSR Policy etc. are available on the Company's website on [www.ifbindustries.com](http://www.ifbindustries.com)

4. **Provide the details of Impact assessment of CSR projects carried out in pursuance of sub-rule (3) of rule 8 of the Companies (Corporate Social responsibility Policy) Rules, 2014, if applicable (attach the report) – Not Applicable. There is no project undertaken or completed after January 22, 2021, for which the impact assessment report is applicable in FY 2021.**

5. **Details of the amount available for set off in pursuance of sub-rule (3) of rule 7 of the Companies (Corporate Social responsibility Policy) Rules, 2014 and amount required for set off for the financial year, if any:- NOT Applicable**

Sl. No.	Financial Year	Amount available for set-off from preceding financial years (in Rs)	Amount required to be setoff for the financial year, if any (in Rs)
	-	NIL	NIL

6. **Average net profit of the company as per section 135(5) - Rs. 7827.00 lakhs**

7. (a) **Two percent of average net profit of the company as per section 135(5) - Rs. 156.54 lakhs**

(b) **Surplus arising out of the CSR projects or programmes or activities of the previous financial years - NIL**

(c) **Amount required to be set off for the financial year, if any - NIL**

(d) **Total CSR obligation for the financial year (7a+7b+7c) - Rs. 156.54 lakhs**

8. **(a) CSR amount spent or unspent for the financial year:**

Total Amount Spent for the Financial Year. (in Rs.)	Total Amount transferred to Unspent CSR Account as per section 135(6)		Amount transferred to any fund specified under Schedule VII as per second proviso to section 135(5)		
	Amount.	Date of transfer	Name of the Fund	Amount.	Date of transfer
Rs. 156.87 lakhs	NIL	-	-	NIL	

**(b) Details of CSR amount spent against ongoing projects for the financial year: NIL**

Sl. No.	Name of the Project	Item from the list of activities in Schedule VII to the Act	Local area (Yes/No)	Location of the project		Project duration	Amount allocated for the project (in Rs.)	Amount spent in the current financial Year (in Rs.)	Amount transferred to Unspent CSR Account for the project as per Section 135(6) (in Rs.)	Mode of Implementation - Direct (Yes/No)	Mode of Implementation - Through Implementing Agency	
				State	District						Name	CSR Registration number
-	-	-	-	-	-	-	-	-	-	-	-	-

**(c) Details of CSR amount spent against other than ongoing projects for the financial year:**

Sl. No.	Name of the Project	Item from the list of activities in Schedule VII to the Act	Local area (Yes/No)	Location of the project.		Amount spent for the project (in Rs.).	Mode of Implementation - Direct (Yes/No)	Mode of Implementation - Through Implementing Agency	
				State	District			Name	CSR Registration number
1.	Promoting Health	(i)	Yes	Goa	South Goa District	66,289	Yes	Office of the Collector & District Magistrate, South Goa District	
2.	Promoting Health	(i)	Yes	Goa	South Goa District	505,240	Yes	Verna Industrial Association	
3.	Promoting Health	(i)	Yes	Goa	South Goa District	20,000	Yes	CII	
4.	Promoting Education	(ii)	Yes	Goa	South Goa District	5,00,000	Yes	Holy Cross High School	
5.	Promoting Education	(ii)	Yes	Goa	Curchorem	10,00,000	Yes	Chetna Charitable Trust, Curchorem	
6.	Promoting Education	(ii)	Yes	Goa	South Goa District	15,00,000	Yes	Sai Nursing Institute	
7.	Promoting Education	(ii)	Yes	Goa	Sankli	10,00,000	Yes	Shri Bhumika Primary School, Sankli	
8.	Promoting Education	(ii)	Yes	Bangalore	Bangalore	5,00,000	Yes	GHPS CHARVAKA	
9.	Promoting Education	(ii)	Yes	Bangalore	Udupi	5,00,000	Yes	SHRI SODE VADIRAJA MUTT EDUCATION TRUST	
10.	Promoting Education	(ii)	Yes	Bangalore	Bangalore	5,00,000	Yes	RURAL EDUCATION SOCIETY PATLA	
11.	Promoting Education	(ii)	Yes	Mumbai	Andheri (East)	15,00,000	Yes	Abhiyan	
12.	Promoting Education	(ii)	Yes	Madhya Pradesh	Chhindwara	7,00,000	Yes	Maa Education Society	
13.	Promoting Education	(ii)	Yes	West Bengal	Hooghly	3,96,000	Yes	Pratibondhi Kalyan Kendra	
14.	Promoting Education	(ii)	Yes	West Bengal	Hooghly	6,00,000	Yes	Prabartak Nari Mandir	
15.	Promoting Education	(ii)	Yes	West Bengal	Burdwan	1,00,000	Yes	Rasuikhananda MA Public Institute	
16.	Promoting Health	(i)	Yes	Maharashtra	Nagpur	10,00,000	Yes	Dr. Aabaji Thatte Seva Aur Anusandhan Sanstha, Cancer care Institute	
17.	Promoting Education	(ii)	Yes	Maharashtra	Nagpur	10,00,000	Yes	Sevasadan Shikshan Sanstha	
18.	Promoting Education	(ii)	Yes	Haryana	Gurgaon	40,00,000	Yes	Anjali Foundation	
19.	Promoting Education	(ii)	Yes	West Bengal	Purba Medinipur	3,00,000	Yes	Vivekananda Mission Ashram	

- (d) Amount spent in Administrative Overheads : NIL  
(e) Amount spent on Impact Assessment, if applicable : Not Applicable  
(f) Total amount spent for the Financial Year (8b+8c+8d+8e) : Rs. 1,56,87,529  
(g) Excess amount for set off, if any

Sl. No.	Particulars	Amount (in Rs.)
1.	Two percent of average net profit of the company as per section 135(5)	1,56,54,000
2.	Total amount spent for the Financial Year	1,56,87,529
3.	Excess amount spent for the financial year [(ii)-(i)]	33529
4.	Surplus arising out of the CSR projects or programmes or activities of the previous financial years, if any	NIL
5.	Amount available for set off in succeeding financial years [(iii)-(iv)]	33529

9. (a) Details of Unspent CSR amount for the preceding three financial years: N.A

Sl. No.	Preceding Financial Year	Amount transferred to Unspent CSR Account under section 135 (6) (in Rs.)	Amount spent in the reporting Financial Year (in Rs.)	Amount transferred to any fund specified under Schedule VII as per section 135(6), if any			Amount remaining to be spent in succeeding financial years. (in Rs.)
				Name of the Fund	Amount (in Rs)	Date of transfer	
1	-	NIL	-	-	NIL		-

- (b) Details of CSR amount spent in the financial year for ongoing projects of the preceding financial year(s): NIL

1.	2.	3.	4.	5.	6.	7.	8.	9.
Sl. No.	Project ID.	Name of the Project.	Financial Year in which the project was commenced.	Project duration.	Total amount allocated for the project (in Rs.).	Amount spent on the project in the reporting Financial Year (in Rs.).	Cumulative amount spent at the end of reporting Financial Year. (in Rs.)	Status of the project - Completed / Ongoing.
-	-	-	-	-	-	-	-	-

10. In case of creation or acquisition of capital asset, furnish the details relating to the asset so created or acquired through CSR spent in the financial year (asset-wise details) – Not Applicable
- (a) Date of creation or acquisition of the capital asset(s) : Not Applicable  
(b) Amount of CSR spent for creation or acquisition of capital asset : NIL  
(c) Details of the entity or public authority or beneficiary under whose name such capital asset is registered, their address etc. : Not Applicable  
(d) Provide details of the capital asset(s) created or acquired (including complete address and location of the capital asset) : Not Applicable
11. Specify the reason(s), if the company has failed to spend two per cent of the average net profit as per section 135(5) – Not Applicable

For and on behalf of the Board of Directors

**Bikramjit Nag**

(DIN: 00827155)

Joint Executive Chairman  
& Managing Director

**Prabir Chatterjee**

(DIN: 02662511)

Director & CFO

Place : Kolkata  
Date : 14th June 2021

ANNEXURE - D

**Form No MGT-9**

**EXTRACT OF THE ANNUAL RETURN**

**As on the financial year ended on 31 March 2021**

*[Pursuant to section 92(3) of the Companies Act, 2013 and rule 12(1) of the Companies(Management and Administration) Rules, 2014]*

**I. REGISTRATION AND OTHER DETAILS**

i)	CIN	L51109WB1974PLC029637
iii)	Registration Date	12.09.1974
iii)	Name of the Company	<b>IFB INDUSTRIES LIMITED</b>
iv)	Category/Sub Category of the Company	Company Limited by shares
v)	Address of registered office & Contact Details	14 Taratolla Road Kolkata-700088 Tel: (033) 3048 9219 Fax: (033) 3048 9230
vi)	Whether shares listed on recognized Stock Exchange(s)	Yes
vii)	Name, Address and Contact details of Registrar and Transfer Agent, if any:	CB Management Services Pvt Ltd P-22 Bondel Road, Kolkata-700 019 Tel No: (033) 4011 6700/22806692/93/94 Fax No: (033) 2287 0263

**II. PRINCIPAL BUSINESS ACTIVITIES OF THE COMPANY**

All the business activities contributing 10% or more of the total turnover of the company shall be stated :

SL No.	Name & Description of the main products/services	NIC Code of the Product/Service	% to total turnover of the Company
1.	Engineering – Manufacture of diverse part and accessories for Motor Vehicle, etc.	29301	16
2.	Home Appliance Products	27501	82

**III. PARTICULARS OF HOLDING, SUBSIDIARY AND ASSOCIATE COMPANIES**

S.No.	Name and address of the Company	CIN/GLN	Holding/ Subsidiary/ Associate	% of shares held	Applicable section
1	Trishan Metals Private Limited	U27109WB1996PTC079844	Wholly Owned Subsidiary	100	2(87)
2	Global Automotive & Appliances Pte. Ltd	N.A	Wholly Owned Subsidiary	100	2(87)
3	Thai Automotive & Appliances Ltd.	N.A	Step Down Subsidiary	100	2(87)

#### IV. SHARE HOLDING PATTERN (Equity Share Capital Breakup as percentage of Total Equity)

##### i) Category-wise Share Holding

Category of Shareholders	No. of Shares held at the beginning of the year 01.04.2020				No. of Shares held at the end of the year 31.03.2021				% Change during the year
	Demat	Physical	Total	% of Total Shares	Demat	Physical	Total	% of Total Shares	
<b>A. Promoters</b>									
<b>(1) Indian</b>									
a) Individual/ HUF	292771	–	292771	0.72	292771	–	292771	0.72	–
b) Central Government(s)	–	–	–	–	–	–	–	–	–
c) State Government(s)	–	–	–	–	–	–	–	–	–
d) Bodies Corporate	30080428	–	30080428	74.24	30080428	–	30080428	74.24	–
e) Bank/Financial Institutions	–	–	–	–	–	–	–	–	–
f) Others	–	–	–	–	–	–	–	–	–
<b>Sub Total (A)(1) :</b>	<b>30373199</b>	<b>–</b>	<b>30373199</b>	<b>74.96</b>	<b>30373199</b>	<b>–</b>	<b>30373199</b>	<b>74.96</b>	<b>–</b>
<b>(2) Foreign</b>									
a) NRIs - Individuals	–	–	–	–	–	–	–	–	–
b) Other - Individuals	–	–	–	–	–	–	–	–	–
c) Bodies Corporate	–	–	–	–	–	–	–	–	–
d) Bank/Financial Institutions	–	–	–	–	–	–	–	–	–
e) Any Other	–	–	–	–	–	–	–	–	–
<b>Sub Total (A)(2) :</b>	<b>–</b>	<b>–</b>	<b>–</b>	<b>–</b>	<b>–</b>	<b>–</b>	<b>–</b>	<b>–</b>	<b>–</b>
<b>Total shareholding of Promoter (A) = (A)(1) + (A)(2)</b>	<b>30373199</b>	<b>–</b>	<b>30373199</b>	<b>74.96</b>	<b>30373199</b>	<b>0</b>	<b>30373199</b>	<b>74.96</b>	<b>–</b>
<b>B. Public Shareholding</b>									
<b>1. Institutions</b>									
a) Mutual Funds	951681	35763	987444	2.44	516186	35763	551949	1.36	–1.08
b) Alternate Investment Funds	–	–	–	–	57000	–	57000	0.14	0.14
c) Foreign Portfolio Investors	3340709	17512	3358221	8.29	3269081	17512	3286593	8.11	–0.18
d) Bank/Financial Institutions	8129	1647	9776	0.02	1895	1647	3542	0.01	–0.01
e) Central Government(s)	–	–	–	–	–	–	–	–	–
f) State Government(s)	–	–	–	–	–	–	–	–	–
g) Venture Capital Funds	–	–	–	–	–	–	–	–	–
h) Insurance Companies	–	–	–	–	–	–	–	–	–
i) Foreign Institutional Investors (FII)	–	–	–	–	–	–	–	–	–
j) Foreign Venture Capital Investors	–	–	–	–	–	–	–	–	–
k) Others (specify)	–	–	–	–	–	–	–	–	–
<b>Sub Total (B)(1) :</b>	<b>4300519</b>	<b>54922</b>	<b>4355441</b>	<b>10.75</b>	<b>3844162</b>	<b>54922</b>	<b>3899084</b>	<b>9.62</b>	<b>–1.13</b>



Category of Shareholders	No. of Shares held at the beginning of the year 01.04.2020				No. of Shares held at the end of the year 31.03.2021				% Change during the year
	Demat	Physical	Total	% of Total Shares	Demat	Physical	Total	% of Total Shares	
<b>2. Non-Institutions</b>									
a) Bodies Corporate									
i) Indian	1299935	33005	1332940	3.29	1651597	32805	1684402	4.16	0.87
ii) Overseas	–	–	–	–	–	–	–	–	–
b) Individuals	–	–	–	–	–	–	–	–	–
i) Individual shareholders holding nominal share capital upto Rs. 1 lakh	2116612	549366	2665978	6.58	1964135	539418	2503553	6.18	–0.40
ii) Individual shareholders holding nominal share capital in excess of Rs 1 lakh	1230930	–	1230930	3.03	757924	–	757924	1.87	–1.16
c) Other (specify)									
i) NRI	187361	1699	189060	0.47	76335	1699	78034	0.19	–0.28
ii) Clearing Member	34073	–	34073	0.08	99617	–	99617	0.25	0.17
iii) OCB	–	–	–	–	–	–	–	–	–
iv) Trust	33379	–	33379	0.08	34335	–	34335	0.08	0.00
Foreign Body Corporate	–	–	–	–	–	–	–	–	–
Employee	135091	94449	229540	0.57	108959	89125	198084	0.49	–0.08
Director & Director Relatives	18670	–	18670	0.05	47892	–	47892	0.12	0.07
LLP	15626	–	15626	0.04	767162	–	767162	1.89	1.85
HUF	39960	–	39960	0.10	75510	–	75510	0.19	0.09
<b>Sub-total (B)(2) :</b>	<b>5111637</b>	<b>678519</b>	<b>5790156</b>	<b>14.29</b>	<b>5583466</b>	<b>663047</b>	<b>6246513</b>	<b>15.42</b>	<b>1.13</b>
<b>(B) Total Public Shareholding (B) = (B) (1)+ (B)(2)</b>	<b>9412156</b>	<b>733441</b>	<b>10145597</b>	<b>25.04</b>	<b>9427628</b>	<b>717969</b>	<b>10145597</b>	<b>25.04</b>	<b>–</b>
<b>TOTAL (A)+(B)</b>	<b>39785355</b>	<b>733441</b>	<b>40518796</b>	<b>100.00</b>	<b>39800827</b>	<b>717969</b>	<b>40518796</b>	<b>100.00</b>	<b>–</b>
<b>(C) Shares held by Custodians for GDRs &amp; ADRs</b>	–	–	–	–	–	–	–	–	–
<b>Grand Total (A)+(B)+(C)</b>	<b>39785355</b>	<b>733441</b>	<b>40518796</b>	<b>100.00</b>	<b>39800827</b>	<b>717969</b>	<b>40518796</b>	<b>100.00</b>	<b>–</b>

**ii) Shareholding of Promoters**

SL. No.	Shareholder's Name	Shareholding at the beginning of the year 01.04.2020			Shareholding at the end of the year 31.03.2021			% change in share holding during the year
		No. of Shares	% of total Shares of the company	% of Shares Pledged / encumbered to total shares	No. of Shares	% of total Shares of the company	% of Shares Pledged / encumbered to total shares	
1	Bijon Nag	157869	0.3896	–	157869	0.3896	–	–
2	Preombada Nag	131902	0.3255	–	131902	0.3255	–	–
3	Bikramjit Nag	3000	0.0074	–	3000	0.0074	–	–
4	Mac Consultants Pvt Ltd.	706197	1.7429	–	706197	1.7429	–	–
5	CPL Industries Ltd.	74813	0.1846	–	74813	0.1846	–	–
6	CPL Projects Ltd.	523535	1.2921	–	523535	1.2921	–	–
7	IFB Agro Industries Ltd.	172733	0.4263	–	172733	0.4263	–	–
8	Shubh Engineering Ltd.	260723	0.6435	–	260723	0.6435	–	–
9	Asansol Bottling & Packaging Company Pvt Ltd	3366428	8.3083	–	3366428	8.3083	–	–
10	IFB Automotive Pvt. Ltd.	18856833	46.5385	–	18856833	46.5385	–	–
11	Special Drinks Pvt. Ltd.	17250	0.0426	–	17250	0.0426	–	–
12	ZIM Properties Pvt.Ltd.	34300	0.0847	–	34300	0.0847	–	–
13	Windsor Marketiers Pvt. Ltd.	19600	0.0484	–	19600	0.0484	–	–
14	Lupin Agencies Pvt. Ltd.	37600	0.0928	–	37600	0.0928	–	–
15	Nurpur Gases Pvt. Ltd.	6010416	14.8336	–	6010416	14.8336	–	–
	<b>Total</b>	<b>30373199</b>	<b>74.9608</b>	<b>–</b>	<b>30373199</b>	<b>74.9608</b>	<b>–</b>	<b>–</b>

**iii) Change in Promoters Shareholding (please specify, if there is no change) : NO CHANGE**

SL. No.		Shareholding at the beginning of the year 01.04.2020		Cumulative Shareholding during the year 31.03.2021	
		No. of shares	% of total shares of the company	No. of shares	% of total shares of the company
	At the beginning of the year	30373199	74.96	30373199	74.96
	Date wise increase/decrease in Promoters Shareholding during the year specifying the reason for increase/decrease (e.g. allotment/ transfer/bonus sweat equity etc. ) :	No Change in Shareholding during the year			
	At the end of the year	30373199	74.96	30373199	74.96

**iv) Shareholding Pattern of top ten shareholders (Other than Directors, Promoters and Holders of GDRs and ADRs)**

Sl. No.	NAME	Date	Reason	Shareholding at the beginning of the year		Cumulative Shareholding during the year	
				No. of Shares	% of total shares of the Company	No. of Shares	% of total shares of the Company
1	<b>JWALAMUKHI INVESTMENT HOLDINGS</b>						
	a) At the beginning of the year	1-Apr-2020		2905140	7.17	2905140	7.17
	b) Changes during the year	4-Sep-2020	Buy	975	0.00	975	0.00
	c) At the end of the year	31-Mar-2021				2906115	7.17
2	<b>CHATTERJEE MANAGEMENT SERVICES PRIVATE LIMITED</b>						
	a) At the beginning of the year	1-Apr-2020		680260	1.68	680260	1.68
	b) Changes during the year	NIL		NIL	NIL	NIL	NIL
	c) At the end of the year	31-Mar-2021				680260	1.68
3	<b>HDFC TRUSTEE COMPANY LTD A/C - HDFC CHILDREN'S GIFT FUND - INVESTMENT PLAN</b>						
	a) At the beginning of the year	1-Apr-2020		538428	1.33	538428	1.33
	b) Changes during the year						
		17-Jul-2020	Sale	7819	0.02	530609	1.31
		31-Jul-2020	Sale	13437	0.03	517172	1.28
		7-Aug-2020	Sale	3200	0.01	513972	1.27
		14-Aug-2020	Sale	11887	0.03	502085	1.24
		21-Aug-2020	Sale	16180	0.04	485905	1.20
		28-Aug-2020	Sale	281771	0.70	204134	0.50
		4-Sep-2020	Sale	33324	0.08	170810	0.42
		11-Sep-2020	Sale	55200	0.14	115610	0.29
		18-Sep-2020	Sale	27085	0.07	88525	0.22
		18-Dec-2020	Sale	58310	0.14	30215	0.07
		15-Jan-2021	Sale	23949	0.06	6266	0.02
		22-Jan-2021	Sale	6266	0.02	0	0.00
	c) At the end of the year	31-Mar-2021		NIL	NIL	NIL	NIL
4	<b>UTI-MID CAP FUND</b>						
	a) At the beginning of the year	1-Apr-2020		393755	0.97	393755	0.97
	b) Changes during the year						
		23-Oct-2020	Sale	35755	0.09	358000	0.88
		30-Oct-2020	Sale	1625	0.00	356375	0.88

		5-Feb-2021	Sale	3807	0.01	352568	0.87
		12-Feb-2021	Sale	2089	0.01	350479	0.86
	c) At the end of the year	31-Mar-2021				350479	0.86
5	<b>ASHISH AGARWAL</b>						
	a) At the beginning of the year	1-Apr-2020		298529	0.74	298529	0.74
	b) Changes during the year						
		29-May-2020	Sale	23529	0.06	275000	0.68
		10-Jul-2020	Sale	4203	0.01	270797	0.67
		17-Jul-2020	Sale	28381	0.07	242416	0.60
		24-Jul-2020	Sale	29708	0.07	212708	0.52
		31-Jul-2020	Sale	15753	0.04	196955	0.49
		7-Aug-2020	Sale	41748	0.10	155207	0.38
		14-Aug-2020	Sale	155207	0.38	0	0.00
	c) At the end of the year	31-Mar-2021		NIL	NIL	NIL	NIL
6	<b>ASHISH KACHOLIA</b>						
	a) At the beginning of the year	1-Apr-2020		223759	0.55	223759	0.55
	b) Changes during the year						
		5-Jun-2020	Sale	23759	0.06	200000	0.49
		26-Jun-2020	Sale	24822	0.06	175178	0.43
		3-Jul-2020	Sale	175178	0.43	0	0.00
	c) At the end of the year	31-Mar-2021		NIL	NIL	NIL	NIL
7	<b>MERLIN RESOURCES PRIVATE LIMITED</b>						
	a) At the beginning of the year	1-Apr-2020		186673	0.46	186673	0.46
	b) Changes during the year	NIL		NIL	NIL	NIL	NIL
	c) At the end of the year	31-Mar-2021				186673	0.46
8	<b>SURESH KUMAR AGARWAL</b>						
	a) At the beginning of the year	1-Apr-2020		151350	0.37	151350	0.37
	b) Changes during the year						
		17-Apr-2020	Sale	18700	0.05	132650	0.33
		24-Apr-2020	Sale	6300	0.02	126350	0.31
		29-May-2020	Sale	26350	0.07	100000	0.25
		5-Jun-2020	Sale	100000	0.25	0	0.00
	c) At the end of the year	31-Mar-2021		NIL	NIL	NIL	NIL
9	<b>TCG ADVISORY SERVICES PRIVATE LIMITED</b>						
	a) At the beginning of the year	1-Apr-2020		122071	0.30	122071	0.30
	b) Changes during the year	NIL		NIL	NIL	NIL	NIL
	c) At the end of the year	31-Mar-2021				122071	0.30

10	<b>PLUTUS WEALTH MANAGEMENT LLP</b>						
	a) At the beginning of the year	1-Apr-2020		5943	0.01	5943	0.01
	b) Changes during the year						
		17-Apr-2020	Sale	592	0.00	5351	0.01
		24-Apr-2020	Buy	1114	0.00	6465	0.02
		5-Jun-2020	Buy	267629	0.66	274094	0.68
		12-Jun-2020	Buy	906	0.00	275000	0.68
		26-Jun-2020	Sale	6183	0.02	268817	0.66
		30-Jun-2020	Buy	24683	0.06	293500	0.72
		3-Jul-2020	Buy	200000	0.49	493500	1.22
		10-Jul-2020	Sale	3000	0.01	490500	1.21
		28-Aug-2020	Buy	250000	0.62	740500	1.83
		4-Sep-2020	Buy	9500	0.02	750000	1.85
		18-Sep-2020	Buy	200	0.00	750200	1.85
		25-Sep-2020	Sale	200	0.00	750000	1.85
		12-Feb-2021	Sale	22491	0.06	727509	1.80
		19-Feb-2021	Sale	469	0.00	727040	1.79
		26-Feb-2021	Sale	62	0.00	726978	1.79
		19-Mar-2021	Buy	23022	0.06	750000	1.85
	c) At the end of the year	31-Mar-2021				750000	1.85
11	<b>ADITYA BIRLA SUN LIFE TRUSTEE PRIVATE LIMITED A/C ADITYA BIRLA SUN LIFE SMALL CAP FUND</b>						
	a) At the beginning of the year	1-Apr-2020		NIL	NIL	NIL	NIL
	b) Changes during the year						
		9-Oct-2020	Buy	19155	0.05	19155	0.05
		16-Oct-2020	Buy	5220	0.01	24375	0.06
		23-Oct-2020	Buy	4867	0.01	29242	0.07
		6-Nov-2020	Buy	11041	0.03	40283	0.10
		13-Nov-2020	Buy	14700	0.04	54983	0.14
		20-Nov-2020	Buy	3270	0.01	58253	0.14
		19-Feb-2021	Buy	10382	0.03	68635	0.17
		26-Feb-2021	Buy	9100	0.02	77735	0.19
		5-Mar-2021	Buy	2600	0.01	80335	0.20
		12-Mar-2021	Buy	20000	0.05	100335	0.25
		19-Mar-2021	Buy	15521	0.04	115856	0.29
		26-Mar-2021	Buy	34524	0.09	150380	0.37

		31-Mar-2021	Buy	10425	0.03	160805	0.40
	c) At the end of the year	31-Mar-2021				160805	0.40
12	<b>DHUNSERI TEA AND INDUSTRIES LIMITED</b>						
	a) At the beginning of the year	1-Apr-2020		NIL	NIL	NIL	NIL
	b) Changes during the year						
		11-Dec-2020	Buy	14906	0.04	14906	0.04
		18-Dec-2020	Buy	134767	0.33	149673	0.37
		25-Dec-2020	Buy	6000	0.01	155673	0.38
		12-Feb-2021	Buy	3600	0.01	159273	0.39
	c) At the end of the year	31-Mar-2021				159273	0.39
13	<b>MATTHEWS ASIA SMALL COMPANIES FUND</b>						
	a) At the beginning of the year	1-Apr-2020		NIL	NIL	NIL	NIL
	b) Changes during the year						
		4-Sep-2020	Buy	5250	0.01	5250	0.01
		11-Sep-2020	Buy	153485	0.38	158735	0.39
		18-Sep-2020	Buy	97399	0.24	256134	0.63
		18-Dec-2020	Sale	12795	0.03	243339	0.60
		12-Feb-2021	Sale	20788	0.05	222551	0.55
		19-Feb-2021	Sale	9252	0.02	213299	0.53
		12-Mar-2021	Sale	49514	0.12	163785	0.40
		19-Mar-2021	Sale	21733	0.05	142052	0.35
		26-Mar-2021	Sale	24028	0.06	118024	0.29
		31-Mar-2021	Sale	3501	0.01	114523	0.28
	c) At the end of the year	31-Mar-2021				114523	0.28
14	<b>DHUNSERI VENTURES LIMITED</b>						
	a) At the beginning of the year	1-Apr-2020		NIL	NIL	NIL	NIL
	b) Changes during the year						
		18-Dec-2020	Buy	8650	0.02	8650	0.02
		25-Dec-2020	Buy	32118	0.08	40768	0.10
		31-Dec-2020	Buy	30200	0.07	70968	0.18
		29-Jan-2021	Buy	5980	0.01	76948	0.19
		5-Feb-2021	Buy	1343	0.00	78291	0.19
		12-Feb-2021	Buy	11000	0.03	89291	0.22
		26-Feb-2021	Buy	13001	0.03	102292	0.25
		5-Mar-2021	Buy	4050	0.01	106342	0.26
	c) At the end of the year	31-Mar-2021				106342	0.26

15	<b>SG JOKALAND HOLDINGS LLC</b>						
	a) At the beginning of the year	1-Apr-2020		NIL	NIL	NIL	NIL
	b) Changes during the year						
		4-Sep-2020	Buy	74475	0.18	74475	0.18
		11-Sep-2020	Buy	5180	0.01	79655	0.20
		18-Sep-2020	Buy	17602	0.04	97257	0.24
		30-Sep-2020	Buy	4046	0.01	101303	0.25
	c) At the end of the year	31-Mar-2021				101303	0.25
16	<b>VIJAY AGGARWAL</b>						
	a) At the beginning of the year	1-Apr-2020		75000	0.19	75000	0.19
	b) Changes during the year	NIL		NIL	NIL	NIL	NIL
	c) At the end of the year	31-Mar-2021				75000	0.19
17	<b>THE EMERGING MARKETS SMALL CAP SERIES OF THE DFA INVESTMENT TRUST COMPANY</b>						
	a) At the beginning of the year	1-Apr-2020		69703	0.17	69703	0.17
	b) Changes during the year						
		17-Apr-2020	Sale	2932	0.01	66771	0.16
		8-May-2020	Sale	3644	0.01	63127	0.16
		15-May-2020	Sale	2105	0.01	61022	0.15
		17-Jul-2020	Sale	4424	0.01	56598	0.14
		24-Jul-2020	Sale	2377	0.01	54221	0.13
		14-Aug-2020	Sale	2462	0.01	51759	0.13
		21-Aug-2020	Sale	1793	0.00	49966	0.12
		4-Sep-2020	Sale	2650	0.01	47316	0.12
	c) At the end of the year	31-Mar-2021				47316	0.12
18	<b>DOLLY KHANNA</b>						
	a) At the beginning of the year	1-Apr-2020		10731	0.03	10731	0.03
	b) Changes during the year	<b>Date</b>	<b>Reason</b>				
		17-Apr-2020	Sale	2000	0.00	8731	0.02
		24-Apr-2020	Sale	6000	0.01	2731	0.01
		1-May-2020	Sale	2000	0.00	731	0.00
		3-Jul-2020	Sale	500	0.00	231	0.00
		17-Jul-2020	Sale	200	0.00	31	0.00
		28-Aug-2020	Buy	1000	0.00	1031	0.00
		4-Sep-2020	Buy	10000	0.02	11031	0.03
		11-Sep-2020	Buy	13000	0.03	24031	0.06
		18-Sep-2020	Sale	22031	0.05	2000	0.00

		25-Sep-2020	Buy	22031	0.05	24031	0.06
		25-Sep-2020	Sale	22031	0.05	2000	0.00
		30-Sep-2020	Buy	22031	0.05	24031	0.06
		30-Sep-2020	Sale	22031	0.05	2000	0.00
		2-Oct-2020	Buy	22031	0.05	24031	0.06
		2-Oct-2020	Sale	19762	0.05	4269	0.01
		9-Oct-2020	Buy	19762	0.05	24031	0.06
		9-Oct-2020	Sale	18762	0.05	5269	0.01
		16-Oct-2020	Buy	18762	0.05	24031	0.06
		16-Oct-2020	Sale	18012	0.04	6019	0.01
		23-Oct-2020	Buy	18012	0.04	24031	0.06
		23-Oct-2020	Sale	15762	0.04	8269	0.02
		30-Oct-2020	Buy	15762	0.04	24031	0.06
		30-Oct-2020	Sale	13762	0.03	10269	0.03
		6-Nov-2020	Buy	13762	0.03	24031	0.06
		6-Nov-2020	Sale	10762	0.03	13269	0.03
		13-Nov-2020	Buy	10762	0.03	24031	0.06
		13-Nov-2020	Sale	8762	0.02	15269	0.04
		20-Nov-2020	Buy	8762	0.02	24031	0.06
		20-Nov-2020	Sale	1221	0.00	22810	0.06
		27-Nov-2020	Buy	1221	0.00	24031	0.06
		27-Nov-2020	Sale	221	0.00	23810	0.06
		4-Dec-2020	Buy	1000	0.00	24810	0.06
		11-Dec-2020	Buy	28031	0.07	52841	0.13
		18-Dec-2020	Buy	7000	0.02	59841	0.15
		25-Dec-2020	Buy	4000	0.01	63841	0.16
		31-Dec-2020	Buy	3500	0.01	67341	0.17
		8-Jan-2021	Sale	4000	0.01	63341	0.16
		15-Jan-2021	Sale	1000	0.00	62341	0.15
		22-Jan-2021	Sale	6000	0.01	56341	0.14
		5-Feb-2021	Buy	10000	0.02	66341	0.16
		19-Feb-2021	Sale	380	0.00	65961	0.16
		26-Feb-2021	Sale	6581	0.02	59380	0.15
		5-Mar-2021	Sale	5822	0.01	53558	0.13
		12-Mar-2021	Sale	7930	0.02	45628	0.11
		19-Mar-2021	Sale	8000	0.02	37628	0.09
		26-Mar-2021	Sale	8000	0.02	29628	0.07
	c) At the end of the year	31-Mar-2021			0.00	29628	0.07



#### v) Shareholding of Directors & Key Managerial Personnel

SL. No.	For each of the Directors and KMP	Date	Reason	Shareholding at the beginning of the year		Cumulative Shareholding during the year	
				No. of shares	% of total shares of the company	No. of shares	% of total shares of the company
1.	Bijon Nag Chairman						
	a) At the beginning of the year	01.04.2020		157869	0.3896	157869	0.3896
	b) Changes during the year	NIL		NIL	NIL	NIL	NIL
	c) At the end of the year	31.03.2020				157869	0.3896
2.	Bikramjit Nag Joint Executive Chairman and MD						
	a) At the beginning of the year	01.04.2020		3000	0.0074	3000	0.0074
	b) Changes during the year	NIL		NIL	NIL	NIL	NIL
	c) At the end of the year	31.03.2021				3000	0.0074
3.	Prabir Chatterjee (Director & CFO)						
	a) At the beginning of the year	01.04.2020		18670	0.0461	18670	0.0461
	b) Changes during the year	NIL		NIL	NIL	NIL	NIL
	c) At the end of the year	31.03.2021				18670	0.0461
4.	Goutam Ray Chowdhury (Company Secretary)						
	a) At the beginning of the year	01.04.2020		18228	0.0450	18228	0.0450
	b) Changes during the year	NIL		NIL	NIL	NIL	NIL
	c) At the end of the year	31.03.2021				18228	0.0450
5.	Raj Shankar Ray (MD & CEO - Appliances Division)						
	a) At the beginning of the year	01.04.2020		12222	0.0320	12222	0.0320
	b) Changes during the year	21.08.2020	Sale	3000	0.01	9222	0.02
	c) At the end of the year	31.03.2021		9222	0.02	9222	0.02
6.	Partha Sen (MD & CEO – Engineering)						
	a) At the beginning of the year	01.04.2020		NIL	NIL	NIL	NIL
	b) Changes during the year	NIL		NIL	NIL	NIL	NIL
	c) At the end of the year	31.03.2021		NIL	NIL	NIL	NIL
7.	Amar Singh Negi (ED- Service Business Head)						
	a) At the beginning of the year	01.04.2020		20000	0.0493	20000	0.0493
	b) Changes during the year	NIL		NIL	NIL	NIL	NIL
	c) At the end of the year	31.03.2021		20000	0.0493	20000	0.0493

**V) INDEBTEDNESS - Indebtedness of the Company including interest outstanding/accrued but not due for payment**

(Rs.)

	Secured Loans excluding deposits	Unsecured Loans	Deposits	Total Indebtedness
<b>Indebtedness at the beginning of the financial year</b>				
i) Principal Amount	2,84,90,17,085	–	–	2,84,90,17,085
ii) Interest due but not paid	–	–	–	–
iii) Interest accrued but not due	3,32,22,629	–	–	3,32,22,629
<b>Total (i+ii+iii)</b>	<b>2,88,22,39,714</b>	<b>–</b>	<b>–</b>	<b>2,88,22,39,714</b>
<b>Change in Indebtedness during the financial year</b>				
Addition	1,11,67,14,682	–	–	1,11,67,14,682
Reduction	–1,77,57,80,758	–	–	–1,77,57,80,758
<b>Net Change</b>	<b>–65,90,66,076</b>	<b>–</b>	<b>–</b>	<b>–65,90,66,076</b>
<b>Indebtedness at the end of the financial year</b>				
i) Principal Amount	2,19,34,72,342	–	–	2,19,34,72,342
ii) Interest due but not paid	–	–	–	–
iii) Interest accrued but not due	2,97,01,296	–	–	2,97,01,296
<b>Total (i+ii+iii)</b>	<b>2,22,31,73,638</b>	<b>–</b>	<b>–</b>	<b>2,22,31,73,638</b>

**VI. REMUNERATION OF DIRECTORS AND KEY MANAGERIAL PERSONNEL**

**A. Remuneration to Managing Director, Whole-time Directors and/or Manager :**

**(Rs.)**

Sl. No.	Particulars of Remuneration	Name of the Directors						Total Amount
		Mr. Bijon Nag, Chairman –WTD	Mr. Bikramjit Nag, Joint Executive Chairman & MD	Mr. Prabir Chatterjee –WTD	Mr. Partha Sen –MD & CEO, Engineering Division – w.e.f 30th October, 2020	Mr. Rajshankar Ray– MD & CEO, Appliances Division – w.e.f 30th October, 2020	Mr. Amar Singh Negi, ED- Service Business Head - w.e.f 30th October, 2020	
1	Gross salary							
	a) Salary as per provisions contained in section 17(1) of the Income-Tax Act	1,44,22,983	85,65,140	87,09,629	35,45,844	33,78,168	31,30,652	4,17,52,416
	b) Value of perquisite u/s 17(2) of the Income-tax Act, 1961	9,00,060	2,51,019	93,589	–	1,924	731	12,47,323
	c) Profit in lieu of salary under section 17(3) Income Tax Act 1961	–	–	–	–	–	–	–
2	Stock Option	–	–	–	–	–	–	–
3	Sweat Equity	–	–	–	–	–	–	–
4	Commission - as % of profit - others, specify	–	–	–	–	–	–	–
5	Others, please specify	–	–	–	–	–	–	–
	<b>Total (A)</b>	<b>1,53,23,043</b>	<b>88,16,159</b>	<b>88,03,218</b>	<b>35,45,844</b>	<b>33,80,092</b>	<b>31,31,383</b>	<b>4,29,99,739</b>
	Ceiling as per the Act	<b>4,91,49,987</b>	<b>4,91,49,987</b>	<b>4,91,49,987</b>	<b>4,91,49,987</b>	<b>4,91,49,987</b>	<b>4,91,49,987</b>	

**B. Remuneration to other directors**

(Rs.)

Sl. No.	Particulars of Remuneration	Name of Directors								Total Amount
		Dr. Rathindra Nath Mitra	Mr. Ashok Bhandari	Ms. Sangeeta Sumesh	Mr. Rahul Choudhuri	Mr. Chacko Joseph	Mr. Desh Raj Dogra	Mr. Biswadip Gupta	Mr. Sudip Banerjee	
1	<b>Independent Directors</b>									
	Fee for attending board committee meetings	11,90,000	10,10,000	8,70,000	9,40,000	8,70,000	1,30,000	1,30,000	–	51,40,000
	Commission	–	–	–	–	–	–	–	–	–
	Others, please specify	–	–	–	–	–	–	–	–	–
	<b>Total (1)</b>	<b>11,90,000</b>	<b>10,10,000</b>	<b>8,70,000</b>	<b>9,40,000</b>	<b>8,70,000</b>	<b>1,30,000</b>	<b>1,30,000</b>	<b>–</b>	<b>51,40,000</b>
2	<b>Other Non-Executive Directors</b>									
	Fee for attending board committee meetings	–	–	–	–	–	–	–	8,40,000	8,40,000
	Commission	–	–	–	–	–	–	–	–	–
	Others, please specify	–	–	–	–	–	–	–	–	–
	<b>Total (2)</b>	<b>–</b>	<b>–</b>	<b>–</b>	<b>–</b>	<b>–</b>	<b>–</b>	<b>–</b>	<b>8,40,000</b>	<b>8,40,000</b>
	<b>Total (B)=(1+2)</b>	<b>11,90,000</b>	<b>10,10,000</b>	<b>8,70,000</b>	<b>9,40,000</b>	<b>8,70,000</b>	<b>1,30,000</b>	<b>1,30,000</b>	<b>8,40,000</b>	<b>59,80,000</b>
	<b>Total Managerial Remuneration (A+B)</b>									<b>4,89,79,739</b>
	<b>Ceiling as per the Act</b>									<b>10,81,29,971</b>

**C. Remuneration to Key Managerial Personnel other than Directors**

(Rs.)

Sl. No.	Particulars of Remuneration	Goutam Ray Chowdhury (Company Secretary)	Raj Shankar Ray (Chief Executive Officer–HAD)	Partha Sen (Chief Executive Officer–FBD)	Total
1.	Gross salary				
	(a) Salary as per provisions contained in section 17(1) of the Income-tax Act, 1961	75,80,584	81,07,604	85,10,025	2,41,98,213
	(b) Value of perquisites u/s 17(2) Income-tax Act, 1961	6,015	4,618	–	10,633
	(c) Profits in lieu of salary under section 17(3) Income-tax Act, 1961	–	–	–	–
2.	Stock Option	–	–	–	–
3.	Sweat Equity	–	–	–	–
4.	Commission	–	–	–	–
	- as % of profit	–	–	–	–
	Others, please specify	–	–	–	–
5.	<b>Total</b>	<b>75,86,599</b>	<b>81,12,222</b>	<b>85,10,025</b>	<b>2,42,08,846</b>

**VII. PENALTIES/PUNISHMENT/COMPOUNDING OF OFFENCES – NIL**

Type	Section of the Companies Act	Brief Description	Details of Penalty / Punishment/ Compounding fees imposed	Authority [RD / NCLT/ COURT]	Appeal made, if any (give Details)
A. COMPANY					
Penalty	NIL	NIL	NIL	NIL	NIL
Punishment	NIL	NIL	NIL	NIL	NIL
Compounding	NIL	NIL	NIL	NIL	NIL
B. DIRECTORS					
Penalty	NIL	NIL	NIL	NIL	NIL
Punishment	NIL	NIL	NIL	NIL	NIL
Compounding	NIL	NIL	NIL	NIL	NIL
C. OTHER OFFICERS IN DEFAULT					
Penalty	NIL	NIL	NIL	NIL	NIL
Punishment	NIL	NIL	NIL	NIL	NIL
Compounding	NIL	NIL	NIL	NIL	NIL

For and on behalf of the Board of Directors

**Bikramjit Nag**

(DIN: 00827155)

*Joint Executive Chairman  
& Managing Director*

**Prabir Chatterjee**

(DIN: 02662511)

*Director & CFO*

Place : Kolkata

Date : 14th June 2021

## PARTICULARS OF EMPLOYEES

**Part A : Information required pursuant to section 197(12) of the Companies Act, 2013 read with Rule 5 of the Companies (Appointment and Remuneration of Managerial Personnel) Rules, 2014 are given hereunder.**

**1) The ratio of remuneration of each director to the median remuneration of the employees of the Company:**

Name	Ratio of remuneration to Median remuneration of employee (including whole time directors)
Mr. Bijon Nag	25.11
Mr. Bikramjit Nag	14.45
Mr. Rajshankar Ray*	5.54
Mr. Amar Singh Negi*	5.13
Mr. Partha Sen*	5.81
Mr. Prabir Chatterjee	14.43

\* Remuneration has been considered with effect from 30th October, 2020.

**2) Percentage increase in remuneration of each director, Chief Financial Officer (CFO), Chief Executive Officer (CEO), Company Secretary in the financial year 2020-21**

Name	Designation	% increase/(decrease) in remuneration in the financial year
Mr. Bijon Nag	Executive Chairman	(6.11)
Mr. Bikramjit Nag	Joint Executive Chairman and Managing director	(6.16)
Mr. Rajshankar Ray	CEO, Home Appliances Division	(17.67)
Mr. Partha Sen	CEO, Engineering Division	(16.57)
Mr. Prabir Chatterjee	Director and CFO	(4.58)
Mr. G Ray Chowdhury	Company Secretary	(1.08)

• Decrease in remuneration % is partly due to availing arrear LTA, Leave Salary, Medical during 2019-20 and Pay-cut etc. during the year.

• Since last year Mr. Amar Singh Negi was not a Director, therefore his name has not been included in the above table.

**3) Percentage increase in the median remuneration of employees in the financial year 2020-21: Nil**

The median remuneration of employees (including whole time directors) was Rs.6.10 lacs and Rs. 6.89 lacs in financial year 2020-21 and 2019-20 respectively.

**4) The number of permanent employees on the rolls of the Company as on 31 March 2021 is 2466 nos.**

- 5) Average percentage increase in salaries of employees other than managerial personnel in the last financial year and its comparison with the percentage increase in the Managerial Remuneration and justification thereof and point out if there are any exceptional circumstances for increase in the Managerial Remuneration.

Average percentage increase in salaries of employees other than managerial personnel during 2020-21	4.63
The percentage increase/(decrease) in the Managerial Remuneration	(17.54)

- 6) **Key parameter for any variable component availed by the Directors:**

No variable component of remuneration was availed by the Directors.

- 7) **Affirmation that the remuneration is as per the remuneration policy of the Company:**

The Board of Directors of the Company affirms that the remuneration is as per the remuneration policy of the Company.

**Part B : The Statement of Disclosure Pursuant to Section 197 of Companies Act, 2013 read with Rule 5(2) of the Companies (Appointment and Remuneration of Managerial Personnel) Rules, 2014**

**(A) Top ten employees in terms of remuneration drawn.**

Name	Mr. Seungki Bae	Mr. Dong Shin	Mr. Hwan Myung	Mr. Jin Kim	Mr. Bijon Nag
	(1)	(2)	(3)	(4)	(5)
Designation	Head-Design	Head-Mechanical Design	Head-R&D	Head-R&D Drives	Chairman
Remuneration received (2020-21)	Rs 280.18 lacs	Rs 240.12 lacs	Rs 259.16 lacs	Rs 180.09 lacs	Rs 153.23 lacs
Nature of employment	Permanent employee	Permanent Employee	Permanent Employee	Permanent Employee	Permanent Employee
Qualification	Graduation	MSC (Mechanical Systems Major)	PHD Mechanical Engg	Poly techs Mold Major	Mechanical Engineer
Experience	28 years	28 years	19 years	29 years	> 50 years
Date of joining the company	1 April 2015	25 Nov 2016	12 Nov 2016	14 Nov 2016	9 Dec 1974
Age of employee on 31.03.2021	56 years	59 years	52 years	59 years	78 years
Last employment held before joining the company	Don Design	Institute of Press Die Techn of Dong Gu	L.G	Kum-Oh Engg.	–
Percentage of equity shares held by the employee within the meaning of clause (iii) of Rule 5(2) of the Companies (Appointment and Remuneration of Managerial Personnel) Rules, 2014	NIL	NIL	NIL	NIL	0.39
Whether the employee is a relative of any director	No	No	No	No	Yes

Name	Mr. Amitabha Kumar Nag	Mr. JAE UK LEE	Mr. BACKGUN HO
	(6)	(7)	(8)
Designation	Sr. President	Deputy GM	Sr. Manager
Remuneration received (2020-21)	Rs. 136.96 lacs	Rs. 112.50 lacs	Rs 123.24 lacs
Nature of employment	Permanent employee	Permanent Employee	Permanent Employee
Qualification	FCA, M. Com	Industrial design Major	Mechanical Major
Experience	40 years	12.5 years	21 years
Date of joining the company	16 Dec 1982	27 March 2019	15 February 2020
Age of employee on 31.03.2021	65 years	41 years	41 years
Last employment held before joining the company	Price Waterhouse & Co., Kolkata	Daewoo Electronics Co. Ltd.	NARA-M&D Co. Ltd.
Percentage of equity shares held by the employee within the meaning of clause (iii) of Rule 5(2) of the Companies (Appointment and Remuneration of Managerial Personnel) Rules, 2014	NIL	NIL	NIL
Whether the employee is a relative of any director	No	No	No

(B) Names of other employees employed throughout the financial year and was in receipt of remuneration during the Financial year 2020-21 which in the aggregate was not less than Rs. 102 lacs: Nil

(C) Other employees employed for a part of the financial year and was in receipt of remuneration for any part of that year, at a rate which, in the aggregate, was not less than Rs. 8.5 lacs per month:

Name	Moon Kim
Designation	Sr. Manager
Monthly Remuneration received (2020-21)	6.69 lacs (monthly gross was 8.72 lacs, last working date was 20.04.2020)
Nature of employment	Permanent
Qualification	MECHANICAL ENGG
Experience	28 YEARS
Date of joining the company	25-04-2017
Age of employee on 31.03.2021	63 years
Last employment held before joining the company	DAWOO DELTA CO. LTD.
Percentage of equity shares held by the employee within the meaning of clause (iii) of Rule 5(2) of the Companies (Appointment and Remuneration of Managerial Personnel) Rules, 2014	NIL
Whether the employee is a relative of any director	NO



- (D) Other employees employed throughout the financial year and was in receipt of remuneration which, in the aggregate, is in excess of that drawn by the managing director or whole time director or manager and holds by himself or along with his spouse and dependent children not less than 2% of the equity shares of the company: Nil

For and on behalf of the Board of Directors

**Bikramjit Nag**

(DIN: 00827155)

*Joint Executive Chairman*

*& Managing Director*

**Prabir Chatterjee**

(DIN: 02662511)

*Director & CFO*

Place : Kolkata

Date : 14th June 2021

## BUSINESS RESPONSIBILITY REPORT

The Company is conscious of its responsibilities towards various stakeholders such as customers, vendors, employees, shareholders, Bankers, Statutory authorities and to the society at large. Our Business Responsibility Report includes the responses of the Company to the questions on its practices and performance on key principles defined by the Regulation 34(2)(f) of SEBI (Listing Obligations and Disclosure Requirements) Regulations, 2015 covering topics across environment, governance and stakeholder relationships. We provide hereunder the Business Responsibility Report in the format provided under Regulation 34(2)(f) of SEBI (listing Obligations and Disclosure Requirements) Regulations, 2015.

### SECTION A: GENERAL INFORMATION ABOUT THE COMPANY

- Corporate Identity Number (CIN) of the Company : L51109WB1974PLC029637
- Name of the Company : IFB Industries Limited
- Registered Office Address : 14, Taratolla Road, Kolkata – 700088  
Website: [www.ifbindustries.com](http://www.ifbindustries.com)  
E-mail id : [investors@ifbglobal.com](mailto:investors@ifbglobal.com)
- Financial Year reported : 2020-2021
- Sector(s) that the Company is engaged in (industrial activity code-wise)

Sl. No.	Name and Description of main products/ service	NIC Code of the Product/Service
1	Engineering – Manufacture of diverse parts and accessories for motor vehicles etc.	29301
2	Home Appliances Products	27501

- List three key products/services that the Company manufactures/provides (as in balance sheet)
  - Diverse parts and accessories for motor vehicles etc.
  - Washing Machines
  - Microwave Ovens
- Total number of locations where business activity is undertaken by the Company
  - Number of International Locations (Provide details of major 5): NIL. However, the company has a subsidiary i.e. Global Automotive & Appliances Pte. Ltd. at Singapore and a step down subsidiary Thai Automotive & Appliances Ltd. at Thailand.
  - Number of National Locations: The Company's business and operations are spread across the country. Details of Plant locations are provided in the section, 'General Shareholder Information' in the Corporate Governance Report.
- Markets served by the Company – IFB's products and services have a national presence and some of products are exported.

### SECTION B: FINANCIAL DETAILS OF THE COMPANY

- Paid up Capital (INR): Rs.4,128 lacs
- Total Turnover (INR): Rs. 2,73,566 lacs
- Total profit after taxes (INR): Rs. 6,174 lacs
- Total Spending on Corporate Social Responsibility (CSR) as percentage of profit after tax (%): 2.52% of average profit for previous three years.

5. List of activities in which expenditure in 4 above has been incurred:

- (a) Promoting Education
- (b) Skill Development Program
- (c) Eradicating Hunger, malnutrition and safe drinking water.

#### SECTION C: OTHER DETAILS

1. Does the Company have any Subsidiary Company/ Companies? – Yes.
2. Do the Subsidiary Company/Companies participate in the BR Initiatives of the parent company? If yes, then indicate the number of such subsidiary company(s) - No
3. Do any other entity/entities (e.g. suppliers, distributors etc.) that the Company does business with, participate in the BR initiatives of the Company? If yes, then indicate the percentage of such entity/entities? [Less than 30%, 30-60%, More than 60%] - No

#### SECTION D: BR INFORMATION

##### 1. Details of Director/Directors responsible for BR

(a) Details of the Director/Directors responsible for implementation of the BR policy/policies

1. DIN Number 00827155
2. Name: Mr. Bikramjit Nag
3. Designation: Joint Executive Chairman and Managing Director

(b) Details of the BR Head

No.	Particulars	Details	Details
1	DIN Number(if applicable)	03498696	07547244
2	Name	Mr. Rajshankar Ray	Mr. Partha Sen
3	Designation	Managing Director and CEO – Home Appliances Division	Managing Director and CEO – Engineering Division
4	Telephone number	0832 303380	033 30489299
5	e-mail id	rajshankar_ray@ifbglobal.com	partha_sen@ifbglobal.com

##### 2. Principle-wise (as per NVGs) BR Policy/policies

(a) Details of compliance (Reply in Y/N)

No.	Questions	P1	P2	P3	P4	P5	P6	P7	P8	P9
1	Do you have a policy/ policies for.	√	√	√	√	√	√	√	√	√
2	Has the policy being formulated in consultation with the relevant stakeholders?	√	√	√	√	√	√	√	√	√
3	Does the policy conform to any national / international standards? If yes, specify?	√	√	√	√	√	√	√	√	√
4	Has the policy being approved by the Board? Is yes, has it been signed by MD/ Owner/CEO/ appropriate Board director?	√	√	√	√	√	√	√	√	√
5	Does the Company have a specified committee of the Board /Director/Official to oversee the implementation of the Policy?	√	√	√	√	√	√	√	√	√

No.	Questions	P1	P2	P3	P4	P5	P6	P7	P8	P9
6	Indicate the link for the policy to be viewed online?	Policies available on Company website <b>www.ifbindustries.com</b>								
7	Has the policy been formally communicated to all relevant internal and external stakeholders?	√	√	√	√	√	√	√	√	√
8	Does the Company have in house structure to implement the policy/ policies.	√	√	√	√	√	√	√	√	√
9	Does the Company have a grievance redressal mechanism related to the policy/ policies to address stakeholders' grievances related to the policy/ policies?	√	√	√	√	√	√	√	√	√
10	Has the Company carried out independent audit/ evaluation of the working of this policy by an internal or external agency?	The BR Policy is evaluated internally.								

- (b) If answer to the question at serial number 1 against any principle, is 'No', please explain why: (Tick up to 2 options)  
– Not applicable

### 3. Governance related to BR

- (a) Indicate the frequency with which the Board of Directors, Committee of the Board or CEO to assess the BR performance of the Company. Within 3 months, 3-6 months, Annually, More than 1 year: Six Board meetings were held during the year and different committees meeting were held time to time.
- (b) Does the Company publish a BR or a Sustainability Report? What is the hyperlink for viewing this report? How frequently it is published? –  
Yes. It is used to get hosted on website of the Company at [www.ifbindustries.com](http://www.ifbindustries.com) as and when arises.

## SECTION E: PRINCIPLE-WISE PERFORMANCE

### Principle 1

- Does the policy relating to ethics, bribery and corruption cover only the company? Yes/ No. Does it extend to the Group/ Joint Ventures/ Suppliers/Contractors/NGOs /Others?  
Yes. It extends only to the Company.
- How many stakeholder complaints have been received in the past financial year and what percentage was satisfactorily resolved by the management? If so, provide details thereof, in about 50 words or so  
During the past financial year no complaint received.

### Principle 2

- List up to 3 of your products or services whose design has incorporated social or environmental concerns, risks and/or opportunities.
  - Not directly applicable – however, the following points can be noted*
    - The front loading and top loading automatic washers save water during the washing process – compared to manual washing.
    - The appliances manufactured and marketed are energy efficient – and benchmarked to global standards
    - Fine blanking does not have any product design of its own. It manufactures components etc. on the basis of drawings and designs given by customers. FBD follows the process as agreed and approved by the customers.

- (b) *The design process currently followed does not directly incorporate social and environmental inputs – however, the manufacturing process followed by the company and by its suppliers have controls on environmental friendly processes, effluent discharge control which are fully addressed as mandated by the Government.*
2. For each such product, provide the following details in respect of resource use (energy, water, raw material etc.) per unit of product (optional):
- (a) Reduction during sourcing/production/ distribution achieved since the previous year throughout the value chain?  
*Not specifically measured throughout the value chain.*  
*Power to the factory is now through solar energy. Sewage and water effluent treatments are in line with Government regulations. Water is recycled, post treatment, for usage in areas like gardening.*
- (b) Reduction during usage by consumers (energy, water) has been achieved since the previous year?  
*All washing machines produced by the company now have 5 star rating in energy norms as per Government Norms. The company started voluntary rating of its products in the year. The new air conditioning manufacturing plant started since 17th March, 2020 is also producing products with energy ratings as per Government directives.*
3. Does the company have procedures in place for sustainable sourcing (including transportation)?
- (a) If yes, what percentage of your inputs was sourced sustainably? Also, provide details thereof, in about 50 words or so.  
*No formal procedures written specifically for sustainable sourcing as on date – as this is still evolving within India. As written earlier, the supplier partners of the company adhere to all environmental and social standards as mandated by the Government of India.*
4. Has the company taken any steps to procure goods and services from local & small producers, including communities surrounding their place of work?  
*Yes, the company has built up a complete small producers' supplier base over the years – generating employment in the local community.*
- (a) If yes, what steps have been taken to improve their capacity and capability of local and small vendors?  
*For capacity and capability enhancement, the company's suppliers visit technology hubs in India and abroad. They also attend exhibitions and learn about new raw material / processing trends. The company organizes discussions / interactions with leading global players also – along-with the local / small supplier partners – thus involving them in all projects and driving the upgradation agenda.*  
*For the Fine Blanking Division (FBD): Most of the subcontracting works done on the products of the company are done through local small vendors and MSME suppliers. The parties are trained and their competencies increased through intervention of company's vendor development department.*
5. Does the company have a mechanism to recycle products and waste? If yes what is the percentage of recycling of products and waste (separately as <5%, 5-10%, >10%). Also, provide details thereof, in about 50 words or so. –  
*Yes, the company promotes a product "End Of Life" return policy. The company enables exchange of old products and the returned products are then recycled by approved partners in an environmentally friendly manner – in accordance with regulations of the Government of India.*  
*In both the Appliances Division and the Fine Blanking Division, the Scrap generated in the processes are disposed of in accordance to regulations under the EPR standards or are sent to Mini steel plants and copper smelters for recycling into another value added product.*

### Principle 3

- Please indicate the Total number of employees:  
*2466 Nos. as on March 31, 2021 employees in IFB Industries Ltd – inclusive of the appliances, motor and engineering divisions.*
- Please indicate the Total number of employees hired on temporary/ contractual/ casual basis. - *2353 nos. as on March 31, 2021 – across all divisions of the company*
- Please indicate the Number of permanent women employees. - *259 nos. as on March 31, 2021. across all the division*
- Please indicate the Number of permanent employees with disabilities - *None*
- Do you have an employee association that is recognized by management - *Not applicable?*
- What percentage of your permanent employees is members of this recognized employee association? *Not applicable*
- Please indicate the Number of complaints relating to child labour, forced labour, involuntary labour, sexual harassment in the last financial year and pending, as on the end of the financial year :

No.	Category	No. of complaints filed during the financial year	No. of complaints pending as on end of the financial year
1	Child labour/ forced labour/ involuntary labour	NIL	
2	Sexual harassment		
3	Discriminatory employment		

- What percentage of your under mentioned employees were given safety & skill upgradation training in the last year?
  - Permanent employees 100%
  - Permanent Women employees 100%
  - Casual / Temporary/ Contractual employees 60 – 70%
  - Employees with disabilities – Not applicable

### Principle 4

- Has the company mapped its internal and external stakeholders? Yes/No –  
*Yes – in terms of mapping stake holders upto supplier / sales partner levels*
- Out of the above, has the company identified the disadvantaged, vulnerable & marginalized stakeholders. - *No*
- Are there any special initiatives taken by the company to engage with the disadvantaged, vulnerable and marginalized stakeholders? If so, provide details thereof, in about 50 words or so. - *No*

### Principle 5

- Does the policy of the company on human rights cover only the company or extend to the Group/Joint Ventures/ Suppliers/Contractors/NGOs/Others? –  
*The policy of the company on human rights is cover only the Company.*
- How many stakeholder complaints have been received in the past financial year and what percent was satisfactorily resolved by the management? -  
*There was no complaint received related to violation of human rights during 2020-21.*

### Principle 6

- Does the policy related to Principle 6 cover only the company or extends to the Group/Joint Ventures/Suppliers/ Contractors/NGOs/others. –  
*All supplier partners and also the company itself adhere to the environment and social norms as mandated by the Government of India.*

2. Does the company have strategies/ initiatives to address global environmental issues such as climate change, global warming, etc? Y/N. If yes, please give hyperlink for webpage etc.  
*Not applicable.*
3. Does the company identify and assess potential environmental risks?  
*Not applicable.*
4. Does the company have any project related to Clean Development Mechanism? If so, provide details thereof, in about 50 words or so. Also, if Yes, whether any environmental compliance report is filed?  
*Not applicable*
5. Has the company undertaken any other initiatives on – clean technology, energy efficiency, renewable energy, etc. Y/N. If yes, please give hyperlink for web page etc.  
*The company has projects on energy efficiency at the work place and in its products. Details of the energy efficiency of the company's products and it's activities are listed on the company's website.*
6. Are the Emissions/Waste generated by the company within the permissible limits given by CPCB/SPCB for the financial year being reported? –  
*Yes*
7. Number of show cause/ legal notices received from CPCB/SPCB which are pending (i.e. not resolved to satisfaction) as on end of Financial Year. –  
*We have received two notices which have been duly replied.*

#### **Principle 7**

1. Is your company a member of any trade and chamber or association? If Yes, Name only those major ones that your business deals with:  
*Confederation of Indian Industries (CII), GIDC (Local Goa chamber), Consumer Electronics and Manufacturers Association (CEAMA), CII, MAIT.*
2. Have you advocated/lobbied through above associations for the advancement or improvement of public good? Yes/No; if yes specify the broad areas (drop box: Governance and Administration, Economic Reforms, Inclusive Development Policies, Energy security, Water, Food Security, Sustainable Business Principles, Others)  
*Not Applicable*

#### **Principle 8**

1. Does the company have specified programs / initiatives/projects in pursuit of the policy related to Principle 8? If yes details thereof.  
*Not applicable*
2. Are the programs / projects undertaken through in-house team/ own foundation/ external NGO/ government structures/ any other organization?  
*Not applicable*
3. Have you done any impact assessment of your initiative?  
*Not applicable*
4. What is your company's direct contribution to community development projects- Amount in INR and the details of the projects undertaken?  
*The company's contribution in CSR projects during 2020-21 was Rs. 156.54 lacs which has been elaborated in Annexure to the Board's Report.*

5. Have you taken steps to ensure that this community development initiative is successfully adopted by the community? Please explain in 50 words, or so.

*Currently the company is working with schools and Charitable Trust and working to establish infrastructure and programs to promote education and skill development for under privileged.*

**Principle 9**

1. What percentage of customer complaints/consumer cases are pending as on the end of financial year?  
*These are handled on an ongoing manner – through a contact center / service teams.*
2. Does the company display product information on the product label, over and above what is mandated as per local laws? Yes/No/N.A./ Remarks (additional information) – Yes
3. Is there any case filed by any stakeholder against the company regarding unfair trade practices, irresponsible advertising and/or anti-competitive behavior during the last five years and pending as on end of financial year? If so, provide details thereof, in about 50 words or so - No

Did your company carry out any consumer survey/ consumer satisfaction trends?

*Yes, these are done on an ongoing manner – through the contact centers, service teams etc as applicable on an ongoing basis.*

For and on behalf of the Board of Directors

**Bikramjit Nag**

(DIN: 00827155)

*Joint Executive Chairman  
& Managing Director*

**Prabir Chatterjee**

(DIN: 02662511)

*Director & CFO*

Place : Kolkata

Date : 14th June 2021



## Form AOC-1

(Pursuant to first proviso to sub-section (3) of section 129 read with rule 5 of Companies (Accounts) Rules, 2014)

### Statement containing salient features of the financial statement of subsidiaries or associate companies or joint ventures

#### Part A : Summary of Financial Information of Subsidiary Companies

(Rs. in lacs)

Sl. No.	1	2	3
Name of the subsidiary	<b>Trishan Metals Private Limited</b>	<b>Global Automotive &amp; Appliances Pte Ltd.</b>	<b>Thai Automotive and Appliances Limited</b>
The date since when subsidiary was acquired	11 July 2016	13 July 2017	13 July 2017
Reporting period for the subsidiary concerned, if different from the holding company's reporting period.	Same as holding company ie., 31 March, 2021	Same as holding company ie., 31 March, 2021	Same as holding company ie., 31 March, 2021
Reporting currency	Indian Rupees	U.S. Dollar	Thai Bhatt
Exchange rate as on the last date of the relevant Financial year in the case of foreign subsidiaries.	–	73.11	2.34
Indian Rupees	2347	2976	2763
Reserves and surplus	(2201)	609	(792)
Total assets	3703	4566	3767
Total Liabilities	3557	981	1796
Investments (excluding investments made in subsidiaries)	–	–	–
Turnover	7815	3360	4109
Profit before taxation	(265)	102	60
Provision for taxation	(325)	10	15
Profit after taxation	60	92	45
Proposed Dividend	–	–	–
Extent of shareholding (in percentage)	100%	100%	100%

**Notes :**

- There are no subsidiaries which are yet to commence operations
- There are no subsidiaries which have been liquidated or sold during the year.

**Part B : Associates and Joint Ventures**

**Statement containing salient features of the financial statement of  
subsidiaries or associate companies or joint ventures**

Since there are no associates and joint ventures as at 31 March, 2021 the information required in Part B has not been furnished.

**Notes :**

1. There are no associates or joint ventures which are yet to commence operations.
2. There are no associates or joint ventures which have been liquidated or sold during the year.

For and on behalf of the Board of Directors

**Bikramjit Nag**

(DIN: 00827155)

*Joint Executive Chairman  
& Managing Director*

**Prabir Chatterjee**

(DIN: 02662511)

*Director & CFO*

Place : Kolkata

Date : 14th June 2021

ANNEXURE - H

## KEY FINANCIAL RATIOS

Disclosure of Key Financial Ratios pursuant to Schedule V(B) to the Securities and Exchange Board of India (Listing Obligations and Disclosure Requirements) Regulations, 2015.

**Key Financial Ratios for the Company:**

Sl. No.	Particulars	FY 2020-21	FY 2019-20
i)	Interest Coverage Ratio ( No of times) <sup>1</sup>	11	20
ii)	Debt Equity Ratio (No of times) <sup>2</sup>	0.27	0.43
iii)	Operating Profit Margin (%) <sup>3</sup>	4.71	1.67
iv)	Net Profit Margin (%) <sup>3</sup>	2.26	1.09

**Notes :**

- Interest expenses on borrowings have increased in FY 21 as compared to last year, full impact on increased borrowings was not reflected as borrowings happened mostly in second half of the year. Secondly the company made pre-payments to DBS Bank India Ltd. & Standard Chartered Bank and charges on pre-payments also enhanced interest expenses.
- Debt decreased on account of two pre-payments made during the year – one in December'20 to DBS Bank India Ltd. for Rs. 2291 lacs and another for Rs. 2832 lacs in January' 21 to Standard Chartered Bank. Apart from these pre-payments, the residual old term loan amount of Rs. 250 lacs from DBS Bank India Ltd was also cleared off during the year. This has reduced the debt portion as compared to equity.
- There has been significant improvement in margin due to favourable product mix, decline in material costs and operating expenses.

**Return on Net Worth**

Return on net worth for the year has been improved to 10.3% from 5.2% of previous year due to significant improvements in margins.

For and on behalf of the Board of Directors

**Bikramjit Nag**

(DIN: 00827155)

*Joint Executive Chairman*

*& Managing Director*

**Prabir Chatterjee**

(DIN: 02662511)

*Director & CFO*

Place : Kolkata

Date : 14th June 2021

## REPORT ON CORPORATE GOVERNANCE

[Pursuant to Securities and Exchange Board of India (Listing Obligations and Disclosure Requirements) Regulations, 2015(hereinafter referred as "SEBI LODR")]

### 1) Company's philosophy on code of Governance

The Company is committed to good Corporate Governance. The Company fully realizes the rights of its shareholders to information on the performance of the Company and considers itself a trustee of its shareholders. The Company is of the view that good Corporate Governance is an optimum mix of regulatory compliances as well as voluntary disclosures and practices.

The Company is focused on attaining the highest levels of transparency, fairness, accountability and integrity in its dealings with all the constituents of its business i.e. the stakeholders. Towards this end, substantial disclosures on the Board of Directors and its Committees, financial and stock performance has been made in this Annual Report.

### 2) Board of Directors

#### A) Composition of the Board of Directors as on 31 March 2021 is as follows:

The Board of Directors of the Company had an optimum combination of Executive, Non-Executive and Independent Directors. The Composition of the board as on 31 March 2021 is as per "SEBI LODR".

Category	No. of Directors	%
Executive Directors	6	43.00
Non-Executive & Independent Directors	7	50.00
Non-Executive & Non-Independent Director	1	7.00
<b>Total</b>	<b>14</b>	<b>100.00</b>

#### B) Particulars of Directorships & Committee Chairmanship/Membership of other Companies & Attendance at the Board Meetings & Last AGM held on 4th September 2020

Name	Category	No. of Board Meetings attended during 2020-21	Last AGM Attended	No. of Directorships in other Indian Public Limited Companies as on 31 March 2021*		No. of Committee position held in other Indian Public Limited Companies as on 31 March 2021**		Directorship in other listed entity (Category of Directorship)
				Chairman	Member	Chairman	Member	
Mr Bijon Nag (Executive Chairman)	Executive, Non-Independent	1	Yes	1	–	–	–	IFB Agro Industries Limited-Non Executive Chairman, Non-Independent
Mr Bikramjit Nag (Joint Executive Chairman & MD)	Executive, Non-Independent	6	Yes	1	2	–	–	IFB Agro Industries Limited - Joint Executive Chairman, Non-Independent
Mr Prabir Chatterjee	Executive, Non-Independent	6	Yes	–	1	–	–	–
Mr Sudip Banerjee	Non-Executive, Non-Independent	6	Yes	–	3	–	3	1. Kesoram Industries Limited (Non-Executive, Independent) 2. L & T Technology Services Limited (Non - Executive, Independent) 3. LTI Limited (Non - Executive, Independent)

Name	Category	No. of Board Meetings attended during 2020-21	Last AGM Attended	No. of Directorships in other Indian Public Limited Companies as on 31 March 2021*		No. of Committee position held in other Indian Public Limited Companies as on 31 March 2021**		Directorship in other listed entity (Category of Directorship)
				Chairman	Member	Chairman	Member	
Dr Rathindra Nath Mitra	Non-Executive, Independent	6	Yes	–	1	1	–	–
Ms. Sangeeta Shankaran Sumesh	Non-Executive, Independent	6	Yes	–	–	–	–	–
Mr. Rahul Choudhuri	Non-Executive, Independent	6	Yes	–	–	–	–	–
Mr. Ashok Bhandari	Non-Executive, Independent	6	Yes	–	8	–	5	1. Intrasoft Technologies Limited (Non - Executive, Independent) 2. Maithan Alloys Ltd (Non - Executive, Independent) 3. Maharashtra Seamless Limited (Non - Executive, Independent) 4. N.B.I. Industrial Finance Co. Ltd. (Non - Executive, Independent) 5. Rupa & Company Limited (Non - Executive, Independent) 6. Skipper Limited (Non - Executive, Independent)
Mr. Chacko Joseph	Non-Executive, Independent	6	Yes	–	2	–	–	–
Mr. Partha Sen (Appointed on 30.10.2020)	Executive, Non-Independent	4	N.A	–	1	–	–	–
Mr. Raj Shankar Ray (Appointed on 30.10.2020)	Executive, Non-Independent	3	N.A	–	–	–	–	–
Mr. Amar Singh Negi (Appointed on 30.10.2020)	Executive, Non-Independent	3	N.A	–	–	–	–	–
Mr. Biswadip Gupta (Appointed on 10.02.2021)	Non-Executive, Independent	1	N.A	1	8	2	1	Vesuvius India Ltd

Name	Category	No. of Board Meetings attended during 2020-21	Last AGM Attended	No. of Directorships in other Indian Public Limited Companies as on 31 March 2021*		No. of Committee position held in other Indian Public Limited Companies as on 31 March 2021**		Directorship in other listed entity (Category of Directorship)
				Chairman	Member	Chairman	Member	
Mr. Desh Raj Dogra (Appointed on 10.02.2021)	Non-Executive, Independent	1	N.A	1	5	2	3	1. S Chand and Company limited (Non - Executive, Independent) 2. Welspun Corp Limited (Non - Executive, Independent) 3. Capri Global Capital Limited (Non - Executive, Independent) 4. Axiscades Technologies limited (Non - Executive, Independent) 5. Sintex Plastics Technology Limited (Non - Executive, Independent)

\*Number includes only Public limited companies as per Companies Act, 2013.

\*\*Only Membership/ Chairmanship of Audit Committee, Stakeholders Relationship Committee have been considered.

None of the Directors held directorship in more than 10 Public Limited Companies and/or were members of more than 10 committees or acted as Chairman of more than 5 committees across all the Indian Public Limited Companies in which they were Directors.

None of the Directors served as Director in more than 8 listed Companies.

None of the Independent Directors served as an Independent Director in more than 7 listed Companies.

No Director is related to any other Director on the Board except Mr. Bijon Nag and Mr. Bikramjit Nag in terms of the definition of "Relative" given under the Companies Act, 2013.

No shares or any other convertible instrument is held by any Non-Executive Director during the year.

#### C) Board Meetings held in the financial year 2020-2021

The Board meets at least once in a quarter in order to consider amongst other business, the quarterly performance of the Company and its financial results. The gap between any two meetings does not exceed 120 days.

During the year under review 6 meetings were held on following dates:

6th July 2020, 6th August 2020, 30th October 2020, 30th December 2020, 28th January 2021 and 29th March 2021.

#### D) Independent Directors

The Company has complied with the definition of Independent Director as per "SEBI LODR" and according to the Provisions of section 149(6) Companies Act, 2013. In terms of Regulation 25(8) of the SEBI Listing Regulations, they have confirmed that they are not aware of any circumstance or situation which exists or may reasonably be anticipated that could impair or impact their ability to discharge their duties. Based on the declarations received from the Independent Directors, the Board of Directors has confirmed that they meet the criteria of independence as mentioned under Section 149 of the Act and Regulation 16(1)(b) of the SEBI Listing Regulations and that they are independent of the management. Further, the IDs have in terms of Section 150 of the Act read with Rule 6 of the Companies (Appointment & Qualification of Directors) Rules, 2014, confirmed that they have enrolled themselves in the Independent Directors' Databank maintained with the Indian Institute of Corporate Affairs.

**i) Training of Independent Directors**

Whenever new Non-executive and Independent Directors are inducted on the Board they are introduced to our Company's culture through appropriate session and they are also introduced to our organization structure, our business, constitution, board procedures, our major risks and management strategy.

The appointment letters of Independent Directors has been placed on the Company's website at <http://ifbindustries.com>.

**ii) Performance Evaluation of Board, its committees and individual Directors**

During the year, the Board evaluated the performance of its own performance, its committees and individual directors which has been recommended by Nomination and Remuneration Committee. All the Directors are eminent personalities having wide experience in the field of business, industry and administration. Their presence on the Board is advantageous and fruitful in taking business decisions.

**iii) Separate Meeting of the Independent Directors**

The Independent Directors held a Meeting on 29th March, 2021, without the attendance of Non-Independent Directors and members of Management. All Independent Directors were present at the meeting.

**iv) Familiarisation program for Independent Directors**

The familiarisation of the Independent Directors is done by the Managing Director/ Executive Director / Sr. Management Personnel who conducts presentations/ programmes to familiarise the Independent Directors with the operations and functioning of the Company.

Such presentation/ programs enable the Independent Directors to directly interact with senior leadership of the company and help them to know Company's strategy, business model, product, market, finance, human resource, technology and such other areas as may arise from time to time. Presentations cover annual results, budgets, policies, internal audit etc.

The presentation/ program familiarizes the Independent Directors with their role, rights and responsibilities specified under the Companies Act and the "SEBI LODR". The Web link of the familiarization programme is given under the official website of the company at <http://www.ifbindustries.com>

The Company is also conducting familiarisation program whenever a new Independent Director is inducted on the Board of the Company.

**E) Code of conduct**

The Board of the Company has laid down a code of conduct for all Board members and for its employees including Senior Management of the Company. The Code of Conduct is available on the website of the Company under the weblink: <http://ifbindustries.com>. All Board members and Senior Management personnel have affirmed compliance with the Code of Conduct.

**F) Skills / Expertise/ Competencies of Board of Directors**

The Board composition is evenly poised between members specialized in Technical & commercial fields. The specialized skills/ experience of Board Members are given hereunder :

**1. Mr. Bijon Nag, Chairman**

Mr. Bijon Nag a Mechanical Engineer, Mentor, having more than five decades of vast experience in Machine tool and Engineering industries. He is a visionary for our state of art Washing Machine factory at Goa, Engineering Factories in Kolkata & Bangalore.

**2. Mr. Bikramjit Nag, Joint Executive Chairman and Managing Director**

Mr. Bikramjit Nag a BBA from Richmond College, U.K. His area of core competency area includes Business Management, Controls, Financial analysis, Planning, Strategic decision Making, Marketing etc.

3. **Mr. Sudip Banerjee**, Non Executive Director  
Mr. Sudip Banerjee Graduated in Economics ( Hons.) from Sri Ram College of Commerce, New Delhi and obtained Diploma in Management from AIMA. Mr. Banerjee is having rich exposure in functions like business development, Operations, Technology, H.R, IT services, acquisitions etc.
4. **Dr. Rathindra Nath Mitra**, Independent Director  
Dr. Rathindra Nath Mitra is a B.Sc. ( Hons.) from IIT Kharagpur, M. Sc., DIIT from IIT Kharagpur and also a Ph. D from IIT Kharagpur. He is specialized in process development and IT System etc.
5. **Mr. Ashok Bhandari**, Independent Director  
Mr. Ashok Bhandari, a qualified Chartered Accountant and his key areas of competency includes Fund Management, negotiation with Banks, Govt., JV Partners, technology and equipment suppliers etc.
6. **Ms. Sangeeta Sumesh**, Independent Director  
Ms Sangeeta Sumesh has done her graduation in commerce from the University of Madras. She is a qualified Chartered Accountant, Cost Accountant and also a Certified Public Accountant from Botswana Institute of Accountants. She also has undergone Executive Education in Organizational leadership from Harvard Business School. She is a credentialed coach from International Coaching Federation. She got comprehensive experience in diversified areas including cost & management Controls, Financials Analysis, Strategic Management, CSR activities, Corporate governance, Risk Management, Operations Management etc.
7. **Mr. Chacko Joseph**, Independent Director  
Mr. Chacko Joseph, a qualified Chartered Accountant with 37 years rich experience in overseeing financial operations encompassing Financial Reporting, Strategic Financial Reporting, Project Financing, Budgeting, Finance & Accounting, Auditing, International Business and System Implementations etc.
8. **Mr. Rahul Choudhuri**, Independent Director  
Mr. Rahul Choudhuri Hons. Graduated from Presidency College, Kolkata, Certified Associates of Indian Institute of Banking, Mumbai. His key areas of competency includes management of forex risk, treasury management, working capital management, investment etc.
9. **Mr. Prabir Chatterjee**, Whole-time Director and Chief Financial Officer  
Mr. Prabir Chatterjee a B.Sc. & qualified Cost Accountant and core areas of competency includes Management Accounting, Financial Accounting, Budgeting, Control, Financial Analysis etc.
10. **Mr. Partha Sen**, Managing Director & CEO – Engineering Division  
Mr. Partha Sen (68), B. Tech (Hons)- Chemical Engg. IIT KGP, MS in Chemical Engg. and Material Science from Syracuse University, New York, USA. He has more than 44 years of experience.
11. **Mr. Raj Shankar Ray**, Managing Director & CEO – Appliances Division  
Mr. Rajshankar Ray (51), B. Tech, Mechanical Engg, 1991, IIT, Kharagpur. He has more than 29 years of experience.
12. **Mr. Amar Singh Negi**, Executive Director -Service Business Head  
Mr. Amar Singh Negi (60), Four Years Post diploma in Electrical Engg from YMCA Institute of Engineering Faridabad in 1982, specialization in Electrical Machines and Power apparatus. He has more than 38 years of experience.
13. **Mr. Biswadip Gupta**, Independent Director  
Mr. Biswadip Gupta (70 years) is a BE (Metallurgy) and MBA (Marketing) and has more than 43 years' experience in steel and refractory industry etc.



**14. Mr. Desh Raj Dogra, Independent Director**

Mr. Desh Raj Dogra, Bachelor's and Master's in Agriculture from Himachal Pradesh University and MBA from Faculty of Management Studies, University of Delhi. He is a certified associate of the Indian Institute of Bankers. He has over 37 years of experience in the financial sector in the areas of banking and credit rating.

**G) Confirmation**

The Board of Directors of the Company has confirmed that the Independent Directors of the Company fulfill the conditions specified in the SEBI ( LODR) Regulations, 2015 and they are Independent of the management as on 31.03.2021.

**3. Audit Committee**

**A) Terms of Reference**

The Audit Committee is responsible for reviewing with the management the financial statements and adequacy of internal audit function and to discuss significant internal audit findings. The Committee acts as a link between the management, external and internal auditors and the Board of Directors of the Company. The broad terms of reference of this Committee cover the matters specified for Audit Committees under section 177 of the Companies Act, 2013 as well as "SEBILODR":

- i) Overview of the Company's financial reporting processes and financial information disclosure;
- ii) Review with the Management, the annual and quarterly financial statements before submission to the Board; matters to be included into the Director Responsibility Statement;
- iii) Monitoring the auditor's independence and performance, and effectiveness of audit process;
- iv) Review with the Management, the Internal and External Audit Reports and the adequacy of internal control systems and risk management systems;
- v) Review the adequacy and effectiveness of accounting and financial controls of the company, compliance with the Company's policies and applicable laws and regulations;
- vi) Review the functioning of the Whistle Blower Mechanism;
- vii) Recommending the appointment and removal of External Auditors and fixation remuneration and of audit terms;
- viii) To approve transaction at the Company with related parties.
- ix) Review of utilisation proceeds raised from Public/Right issue.

**B) Composition, Name of members, Number of meetings, Chairman and attendance of the Audit Committee during the financial year 2020-21:**

Name of Members	Member/Chairman	No. of Meetings held	No. of Meetings attended
Dr. Rathindra Nath Mitra	Chairman	5	5
Mr. Ashok Bhandari	Member	5	5
Ms. Sangeeta Sumesh	Member	5	5
Mr. Chacko Joseph	Member	5	5
Mr. Prabir Chatterjee	Member	5	5

- The Company Secretary acted as the 'Secretary' to the Audit Committee.
- The Chairman of the audit committee is an Independent Director.

**C) No. of Meetings held during the year**

During the year under review five meetings were held of the members of the Committee which are as follows: 6th July 2020, 6th August 2020, 30th October 2020, 30th December 2020 and 28th January 2021.

M/s Deloitte Haskins & Sells, Statutory Auditors, Internal Auditors of the Company are invited to attend the Audit Committee Meetings.

The Minutes of the Audit Committee are circulated to all the members of the Committee.

**4. Nomination and Remuneration Committee:**

**A) Terms of reference :**

This Committee identifies the persons, who are qualified to become Directors of the Company / who may be appointed in Senior Management in accordance with the criteria laid down, recommend to the Board their appointment and removal and also carries out evaluation of the performance of the board, its committees and each director's performance. The Committee also formulate the criteria for determining qualifications, positive attributes, independence of the Directors and recommend to the Board a Policy, relating to the remuneration for the Directors, Key Managerial Personnel and other employees.

**B) Composition, Name of members, Number of meetings, Chairperson and attendance of the Nomination and Remuneration Committee during the financial year 2020-21 :**

Name of Members	Member/Chairman	No. of Meetings held	No. of Meetings attended
Dr. Rathindra Nath Mitra#	Erstwhile Chairman	4	3
Mr. Ashok Bhandari*	Chairman	4	1
Mr. Rahul Choudhuri	Member	4	4
Mr. Sudip Banerjee	Member	4	4
Ms. Sangeeta Shankaran Sumesh**	Member	4	1

\*Appointed as member and Chairman in the Committee on 28th January, 2021

# Cessation from the Committee as Chairman and Member w.e.f 28th January, 2021.

\*\*Appointed as member in the Committee on 28th January, 2021

**C) No. of meetings held during the year**

During the year under review four meetings were held on 4th July, 2020, 29th October 2020, 30th December, 2020 and 9th February, 2021.

**D) Nomination and Remuneration Policy**

The Nomination and Remuneration policy may be referred to at the Company's official website at the web link [http://ifbindustries.com/nomination\\_remuneration\\_policy.php](http://ifbindustries.com/nomination_remuneration_policy.php).

**E) Remuneration paid or payable to Directors for the year ended 31 March 2021 are as follows:**

(Fig in Rs.)

Name of Director	Sitting Fees	Salary and Perquisites	Total	Stock Option granted
Mr. Bijon Nag	—	1,53,23,043	1,53,23,043	NIL
Mr. Bikramjit Nag	—	88,16,159	88,16,159	NIL
Mr. Prabir Chatterjee	—	88,03,218	88,03,218	NIL
Mr. Rajshankar Ray#	—	33,80,092	33,80,092	NIL
Mr. Partha Sen#	—	35,45,844	35,45,844	NIL
Mr. Amar Singh Negi#	—	31,31,383	31,31,383	NIL
Mr. Sudip Banerjee	8,40,000	—	8,40,000	NIL
Dr. Rathindra Nath Mitra	11,90,000	—	11,90,000	NIL
Ms. Sangeeta Shankaran Sumesh	8,70,000	—	8,70,000	NIL

Name of Director	Sitting Fees	Salary and Perquisites	Total	Stock Option granted
Mr. Rahul Choudhuri	9,40,000	–	9,40,000	NIL
Mr. Ashok Bhandari	10,10,000	–	10,10,000	NIL
Mr. Chacko Joseph	8,70,000	–	8,70,000	NIL
Mr. Desh Raj Dogra	1,30,000	–	1,30,000	NIL
Mr. Biswadip Gupta	1,30,000	–	1,30,000	NIL
<b>Total</b>	<b>59,80,000</b>	<b>4,29,99,739</b>	<b>4,89,79,739</b>	

- No severance fee is payable, no stock option has been given & no performance bonus is granted.
- Other than sitting fees, there is no other pecuniary relationship or transactions with any of the Non – Executive Directors.

# Mr. Rajshankar Ray appointed as Managing Director & CEO of Appliances Division w.e.f 30th October, 2020

# Mr. Partha Sen appointed as Managing Director & CEO of Engineering Division w.e.f 30th October, 2020

# Mr. Amar Singh Negi appointed as Executive Director- Service Business Head w.e.f 30th October, 2020.

## 5. Corporate Social Responsibility Committee (CSR)

### A) Terms of reference

The Committee formulates and recommend to the Board a CSR Policy. Committee framed a mechanism for implementation of CSR projects or programs or activities undertaken by the Company and also monitor CSR Policy from time to time. This policy has been placed in the website of the company at the weblink [http://ifbindustries.com/csr\\_policy.php](http://ifbindustries.com/csr_policy.php)

### B) No of meetings held during the year

During the year the Committee had one meeting i.e. on 29th March, 2021.

### C) Composition, Name of Members and Attendance

The CSR Committee of the company consists of Non-Executive, Independent and Executive Director

Name of Director	Position	No of Meetings held	No of Meetings attended
Mr. Sudip Banerjee	Chairman	1	1
Mr. Ashok Bhandari	Member	1	1
Mr. Prabir Chatterjee	Member	1	1

## 6. Risk Management

### A) Terms of reference :

The Committee formulates and recommend to the Board a Risk Management Policy. The primary objectives of the Committee are to assist the Board in the following :

- To assist the Board in fulfilling its responsibilities with regard to the identification, evaluation and mitigation of strategic, operational, and external environment risks.
- To periodically assess risks to the effective execution of business strategy by reviewing key leading indicators in this regard.
- To periodically review the risk management processes and practices of the Company and ensure that the Company is taking the appropriate measures to achieve prudent balance between risk and reward in both ongoing and new business activities.
- To evaluate significant risk exposures of the Company and assess the Management's actions to mitigate the exposures in a timely manner.

**B) No of meetings held during the year**

During the year the Committee had two meetings i.e. on 11th September 2020 and 26th March 2021.

**C) Composition, Name of Members and Attendance**

The Risk Management Committee of the company consists of Non-Executive, Independent and Executive Director

Name of Director	Position	No of Meetings held	No of Meetings attended
Dr. Rathindra Nath Mitra	Chairman	2	2
Mr. Sudip Banerjee	Member	2	2
Mr. Rahul Choudhuri	Member	2	2
Mr. Chacko Joseph	Member	2	1
Mr. Prabir Chatterjee	Member	2	2
Mr. Raj Shankar Ray	Member	2	2
Mr. Partha Sen	Member	2	2

**7. Investors Grievance & Stakeholder's Relationship Committee :**

**A) Terms of reference :**

The terms of reference of the Committee includes the following:

- To review all complaints recorded in SCORES of SEBI and replies made to the same by the RTA/Company Secretary of the Company.
- To receive report on all complaints recorded in SCORES of the Registrar and Share Transfer Agent and note the corrective actions taken by the Registrars.
- To take action of all grievances and complaints lodged by stock exchange, shareholder associations and other bodies.
- To review grievances of other Stakeholders of the Company given in their individual capacity.
- Overview activities relating to Share maintenance and related work.

**B) Composition and attendance of the Investors Grievance & Stakeholder's Relationship Committee during the financial year 2020-21 :**

Name of Members	Executive/ Non-Executive	Member/ Chairman	No. of Meetings held	No. of Meetings attended
Dr. Rathindra Nath Mitra	Independent	Chairman	6	6
Mr. Ashok Bhandari	Independent	Member	6	6
Mr. Prabir Chatterjee	Executive	Member	6	6
Mr. Rahul Choudhuri	Independent	Member	6	6

In view of compulsory trading of shares in dematerialized form and consequent lowering of volume of physical transfers there were very few complaints which were adequately addressed to at the level of the Compliance Officer and CB Management Services (P) Ltd., the Registrar & Shares Transfer Agent of the Company for shares both in physical and demat modes.

**C) No. of Meetings Held during the year**

During the year under review six meetings were held on the following dates:

21st July 2020, 18th September 2020, 9th December 2020, 18th December 2020, 13th January 2021 and 4th March 2021.

**D) Complaints**

No. of shareholders complaints received so far	7
No. of complaints not solved to the satisfaction of shareholders	0
No. of pending complaints	0
No of Complaint disposed off	7

**E) Name, Designation & Address of the Compliance Officer :**

Mr. G Ray Choudhury, Company Secretary  
IFB Industries Limited  
Plot No IND-5 Sector 1,  
East Kolkata Township  
Kolkata 700107  
Tel: (033) 39849524  
Fax: (033) 24421003  
E-Mail: investors@ifbglobal.com

**8. General Body Meetings :**

**A) Location and time where last three AGMs were held:**

Annual General Meeting	Date	Time	Venue of the AGM	No of Special Resolutions passed
<b>44th Annual General Meeting</b>	4th September 2020	10.30 A.M	through Video Conferencing ("VC") / Other Audio Visual Means ("OAVM")	7
<b>43rd Annual General Meeting</b>	26 July 2019	9.30 A.M	Club Ecovista, Eco Space (Business Park), Premises No. 2F/11, Action Area II, Rajarhat, New Town, Kolkata – 700 156.	1
<b>42nd Annual General Meeting</b>	27 July 2018	9.30 A.M	Club Ecovista, Eco Space (Business Park), Premises No. 2F/11, Action Area II, Rajarhat, New Town, Kolkata – 700 156.	1

- B) Whether any special resolution passed in the previous three AGMs** : Yes
- C) Whether any special resolution passed last year through postal ballot** : No
- i) Details of voting pattern : Not Applicable
- ii) Person who conducted the postal ballot exercise : Not Applicable
- D) Whether any special resolution is proposed to be conducted through postal ballot** : No
- E) Procedure for postal ballot :**
- Company will comply with the requirements of postal ballot as and when such matter arises requiring approval of the shareholders by such process under the Companies Act, 2013 and Rules made there under, if any. : Not Applicable

**9. Means of communication :**

The quarterly, half yearly and annual results of the Company are forthwith communicated to the Stock Exchanges with whom the Company has listing agreements as soon as the results are approved and taken on record by the Board of Directors of the Company. Further, the results are generally published in leading newspapers such as Business Standard (English) and Aajkal (Bengali). Presentation of quarterly Results were made to the Stock Exchanges & also in company website during the year 2020-21. Investors calls on such presentations were duly attended and redressed by company representative.

The quarterly, half-yearly and annual financial results and Official News releases are posted in respective Stock Exchange web-sites and also on the web site of the Company..

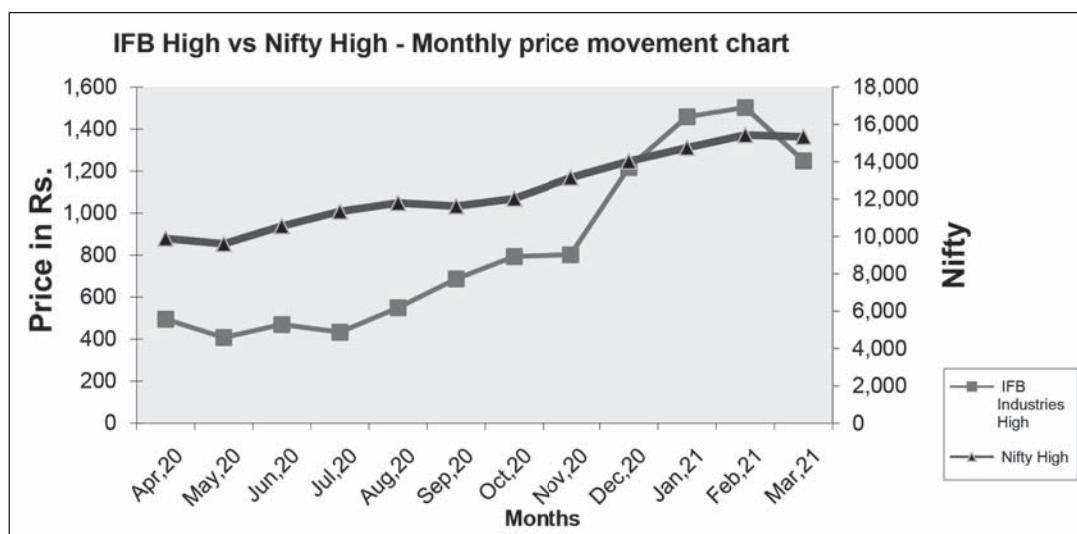
**10. General Shareholder Information :**

- i) **45th AGM date, time and venue** : 6th August, 2021  
At 10.30. A.M
- The Company is conducting meeting through VC / OAVM pursuant to the MCA Circular dated May 5, 2020 read with circulars dated April 8, 2020, April 13, 2020 and January 13, 2021 and as such there is no requirement to have a venue for the AGM.
- ii) **Financial Year** : 1 April 2020 to 31 March 2021
- iii) **Book Closure date** : 31.07.2021 to 06.08.2021
- iv) **Dividend payment date** : Dividend is not recommended.
- v) **Listing on Stock Exchange** : a) BSE Limited  
b) The National Stock Exchange of India Limited  
c) The Calcutta Stock Exchange Association Limited (CSE)  
(applied for delisting)
- vi) **Listing Fees to Stock Exchange** : The listing Fees for NSE, BSE & CSE has been paid with in time limit for the year 2020-21.
- vii) **Stock Code** : BSE : 505726  
NSE : IFBIND  
CSE : 10019067
- viii) **Market Price Data (In Rupees)** : Monthly High and Low quotation along with the volume of shares traded at National Stock Exchange of India Ltd during the Financial Year 2020-21.

NATIONAL STOCK EXCHANGE OF INDIA LIMITED			
Period	Monthly Low (Rs.)	Monthly High (Rs.)	Monthly Volume
Apr-20	255.00	495.00	1548149
May-20	332.00	408.00	974730
Jun-20	375.00	470.00	2831529
Jul-20	361.20	433.00	1072149
Aug-20	362.00	550.00	4028987
Sep-20	445.05	687.00	5030452

NATIONAL STOCK EXCHANGE OF INDIA LIMITED			
Period	High (Rs.)	Low (Rs.)	Monthly Volume
Oct-20	594.30	793.80	3002916
Nov-20	681.10	802.00	933431
Dec-20	760.00	1217.95	2750057
Jan-21	1150.00	1459.00	1790547
Feb-21	1090.30	1502.90	786298
Mar-21	970.75	1249.00	1649105

Share price performance in comparison to broad based indices- NSE High V/S NIFTY High on a month to month basis



- ix) **Registrar & Share Transfer Agent** : CB Management Services (P) Ltd.  
P-22, Bondel Road, Kolkata - 700 019  
Tel : (033) 4011 6700/2280 6692/2282 3643/2287 0263  
Fax : (033) 4011 6739  
E-mail : rta@cbmsl.com  
Website : www.cbmsl.com

x) **Share Transfer System**

In order to expedite the process, the Board of Directors has delegated the authority to approve the share transfers to the Stakeholder's Relationship Committee of the Company. The transactions of shares held in Demat and Physical form are handled by the Company's Registrar, CB Management Services (P) Ltd.

**Shares transferred in physical form during the years are as follows :**

Particulars	2020-21	2019-20
No. of Shares Transferred	200	1781
Total No. of Shares	4,05,18,796	4,05,18,796
% on Share Capital	0.00	0.00

**xii) Distribution of Shareholding & Shareholding Pattern :**

**A) Distribution of Shareholding as on 31 March 2021 :**

No. of Equity Shares Held	As on 31 March 2021				As on 31 March 2020			
	No. of share holders	% of Share holders	No. of Shares	% of Share holding	No. of share holders	% of Share holders	No. of Shares	% of Share holding
1-500	23479	96.08	1502125	3.71	22859	95.86	1763561	4.35
501-1000	419	1.72	327286	0.81	490	2.06	376645	0.93
1001-2000	211	0.86	307386	0.76	200	0.84	291974	0.72
2001-3000	103	0.42	266808	0.66	96	0.40	242793	0.60
3001-4000	42	0.17	148541	0.36	38	0.16	132323	0.33
4001-5000	32	0.13	150066	0.37	34	0.14	159708	0.39
5001-10000	66	0.27	486226	1.20	51	0.21	357110	0.88
10001 and above	86	0.35	37330358	92.13	79	0.33	37194682	91.80
<b>Total</b>	<b>24438</b>	<b>100.00</b>	<b>40518796</b>	<b>100.00</b>	<b>23847</b>	<b>100.00</b>	<b>405187966</b>	<b>100.00</b>

**B) Shareholding Pattern as on 31 March 2021 :**

	No. of Shares	% of total
Indian Promoters	30373199	74.96
Mutual Funds/UTI	551949	1.36
Alternate Investment Funds	57000	0.14
Foreign Portfolio Investors	3286593	8.11
Banks, Financial Institutions	3542	0.01
Indian Public	3261477	8.05
Trust	34335	0.08
Clearing Members	99617	0.25
Non - Resident Indians	78034	0.19
Private Corporate Bodies	1684402	4.16
Employee	198084	0.49
Director & Director Relatives	47892	0.12
LLP	767162	1.89
HUF	75510	0.19
<b>Total :</b>	<b>40518796</b>	<b>100.00</b>

**xii) Dematerialization of shares :**

As on 31 March 2021, 98.23% of the Company's total shares representing 3,98,00,827 shares were held in dematerialised form and the balance 1.77% representing 7,17,969 shares were held in physical form.

**xiii) Commodity Price Risk or Foreign Exchange Risk and Hedging Activities :**

The Company is exposed to foreign currency risk for the raw materials, finished goods and capital goods that it imports and export of finished goods and engages in foreign currency hedging with banks by way of currency forward contracts in order to protect its foreign exchange exposure arising from its foreign-currency denominated purchase in terms of the foreign exchange risk management policy of the Company.

**xiv) Credit Ratings :**

Credit Ratings obtained by the Company for any debt instrument, fixed deposit programme for any other scheme involving mobilization of funds : India Ratings and Research has given credit rating of different instruments. The details of Credit Ratings are available on the website of the Company.

**xv) Outstanding GDRs/ADRs/Warrants or any convertible instruments :** The Company has not issued any Convertible instruments conversion any GDRs/ ADRs/Warrants



- xvi) Plant locations** : 14 Taratolla Road, Kolkata 700088  
JL-71, P.O. Bishnupur, Gangarampur, West Bengal  
L-1, Verna Electronic City, Verna, Selcete, Goa - 403722  
62, 64 & 66 CorlimIndl. Estate, CorlimIlhas, Goa - 403110  
Plot No. 7, Survey No 261/0, Phase - IV, Verna Industrial Estate, Verna, Salcete - Goa - 403722  
16/17, VisveswariahIndl. Estate, Whitefield Road, Bangalore-560048  
3B/3C Bommasandra Industrial Area, Anekal Taluk, Bengaluru Urban, Karnataka - 560099  
Plot No. 5, 4A, 4B, 3B, Malur Industrial Area, Kurandanahalli Village-563160
- xvii) Address for correspondence** : Corporate Office  
IFB Industries Limited  
Plot No. IND 5, Sector I, East Kolkata Township, Kolkata 700 107.  
Tel.: (033) 39849475, Fax: (033) 39849676  
E-mail: investors@ifbglobal.com

**11. Other Disclosures :**

- A) Disclosure on materially significant related party transactions that may have potential conflict with the interest of the Company at large.  
None of the transactions with any of the related parties were in conflict with interests of the Company. Transactions with the related parties are disclosed in Note No. 37 "Notes to Financial Statements" annexed to the Financial Statements for the year. The Policy on Related Party has been given under Company's official website under the web link: <http://ifbindustries.com>.
- B) Details of non-compliance by the Company, penalties, and strictures imposed on the Company by the Stock Exchanges, SEBI or any statutory authorities on any matter related to capital markets during the last 3 years: During the year, the Company received notices from NSE & BSE for non compliance pertaining to provisions of Regulation 17 (1) of SEBI ( LODR) and accordingly the fine as demanded by these exchanges were paid by the Company under protest. The Company made proper representations before the exchanges.
- C) The financial statements for the year 2020-21 have been prepared in accordance with the applicable accounting standards prescribed by The Institute of Chartered Accountants of India and there are no deviations.
- D) The Board has noted and reviewed the Compliance Reports of all laws applicable to the Company, which were placed before each of its meeting held during the year 2020-2021.
- E) The Company has adopted Whistle Blower/Vigil Mechanism Policy for Directors and employees which has been placed in the website of the Company under the web link <http://www.ifbindustries.com>. No personnel has been denied access to the Audit Committee.
- F) The Company has adopted Policy for determining 'material' subsidiaries which has been placed in the website of the Company under the weblink <http://www.ifbindustries.com>.
- G) The Company has taken several mitigating actions, applied many strategies and introduced control and reporting systems to reduce and mitigate risk.
- H) The Company has not raised funds through preferential allotment or qualified institutions placement as specified under Regulation 32(7A) during the financial year 2020-21.
- I) The disclosure regarding the complaints of sexual harassment as per the Sexual Harassment of Women at workplace (prevention, prohibition and Redressal) Act, 2013 are given in the Directors' Report.
- J) The Company has received a certificate from a Company Secretary in Practice that none of the Directors on the Board of the Company have been debarred or disqualified from being appointed or continuing as Directors of Company by the Securities and Exchange Board of India, Ministry of Corporate Affairs or any such statutory authority.
- K) During the financial year 2020-21, the Board had accepted all mandatory recommendation made by its Committees.

- L) Ms/ Deloitte Haskins & Sells, Chartered Accountants (Firm's Registration No. 302009E) have been appointed as the Statutory Auditors of the Company. The particulars of payment of Statutory Auditors' fee, on consolidated basis for financial year 2020-21 is given below:

Rs. in lacs	
Particulars	Amount
Statutory Audit Fee	52.00
Tax Audit Fee	17.00
Limited Review Fee	18.00
Others	21.00
Reimbursement of expenses	3.00
<b>Total</b>	<b>111.00</b>

M) **Reconciliation of Share Capital Audit:**

A Qualified Practicing Company Secretary carried out Reconciliation of Share Capital Audit during the financial year 2020-21 on quarterly basis to reconcile the total admitted capital with National Securities Depository Limited (NSDL) and Central Depository Services (India) Limited (CDSL) and the total issued and listed capital. The Reconciliation of Share Capital Audit Report confirms that the Total Paid up Share Capital is in agreement with the total No. of Shares in physical form and the total number of Dematerialized shares held with NSDL and CDSL.

- N) The Company has complied with all the mandatory requirements specified in Regulations 17 to 27 and clauses (b) to (i) of sub-regulation (2) of regulation 46 of the SEBI LODR as on 31st March, 2021.

This Corporate Governance Report of the Company for the year 2020-2021 as on 31 March 2021 are in compliance with the requirements of Corporate Governance under SEBI LODR as applicable.

**12. Requirement under PART E of Schedule II**

i) **The Board**

It is not applicable as the company is having one Executive Chairman.

ii) **Shareholders' Rights**

The Company's financial results are published in the newspaper and also posted on its website (www.ifbindustries.com). Hence Financial Results are not send to the Shareholders. However the Company furnishes the financial results on receipt of request from the shareholders.

iii) **Modified opinion in Audit Report**

Statutory Auditor have provided an unmodified opinion in their Audit Reports on the financials for Standalone and Consolidated Reports of IFB Industries Limited for the year ended 31st March 2021.

iv) **Separate Post of Chairman and Chief Executive Officer**

The Company has appointed separate persons as Chairman, Managing Director & CEOs.

v) **Reporting of Internal Auditor**

Internal Auditors report to the Audit Committee.

For and on behalf of the Board of Directors

**Bikramjit Nag**

(DIN: 00827155)

*Joint Executive Chairman  
& Managing Director*

**Prabir Chatterjee**

(DIN: 02662511)

*Director & CFO*

Place : Kolkata

Date : 14th June 2021

**CERTIFICATION BY CHIEF EXECUTIVE OFFICERS (CEOs) AND CHIEF FINANCIAL OFFICER (CFO) UNDER REGULATION 17(8) OF (LISTING OBLIGATIONS AND DISCLOSURE REQUIREMENTS) REGULATIONS, 2015**

We have reviewed the financial statements and the cash flow of **IFB Industries Limited** ('the Company') for the year ended 31 March 2021 and to the best of our knowledge and belief :

- i) These statements do not contain any materially untrue statement or omit any material fact or contain statements that might be misleading;
- ii) These statements together present a true and fair view of Company's affairs and are in compliance with existing accounting standards, applicable laws and regulations.

To the best of our knowledge and belief, no transactions entered into by the Company during the year which are fraudulent, illegal or violative to Company's code of conduct.

We accept the responsibility for establishing and maintaining internal controls for financial reporting. We have evaluated the effectiveness of internal control systems of the company pertaining to financial reporting. Deficiencies in the design or operation of such internal controls, if any, of which we are aware have been disclosed to the Auditors and Audit Committee and steps have been taken to rectify the deficiencies.

There has not been any significant changes in the Internal Control over financial reporting during the year.

There has not been any significant change in accounting policies during the year and that the same have been disclosed suitably in the notes to the financial statements:

We are not aware of any instances during the year of fraud with involvement therein of the management or any employee having a significant role in the Company's internal control system over financial reporting.

We further declare that all Board members and senior management personnel have affirmed compliance with the code of conduct for board of directors and senior management.

Yours truly,

**Partha Sen**  
*Managing Director &  
Chief Executive Officer  
Engineering Division*

**Rajshankar Ray**  
*Managing Director &  
Chief Executive Officer  
Home Appliances Division*

**Prabir Chatterjee**  
*Director &  
Chief Financial Officer*

Place : Kolkata  
Date : 14 June 2021

## INDEPENDENT AUDITORS' CERTIFICATE on Corporate Governance

To the Members of **IFB Industries Limited**

1. This certificate is issued in accordance with the terms of our engagement letter dated 5 October, 2020.
2. We, Deloitte Haskins & Sells, Chartered Accountants, the Statutory Auditors of IFB INDUSTRIES LIMITED ("the Company"), have examined the compliance of conditions of Corporate Governance by the Company, for the year ended on 31 March 2021, as stipulated in regulations 17 to 27 and clauses (b) to (i) of regulation 46(2) and para C and D of Schedule V to the SEBI (Listing Obligations and Disclosure Requirements) Regulations, 2015, as amended from time to time (The Listing regulations).

### **Managements' Responsibility**

3. The compliance of conditions of Corporate Governance is the responsibility of the Management. This responsibility includes the design, implementation and maintenance of internal control and procedures to ensure the compliance with the conditions of Corporate Governance stipulated in Listing Regulations.

### **Auditor's responsibility**

4. Our responsibility is limited to examining the procedures and implementation thereof, adopted by the Company for ensuring compliance with the conditions of the Corporate Governance. It is neither an audit nor an expression of opinion on the financial statements of the Company.
5. We have examined the books of account and other relevant records and documents maintained by the Company for the purposes of providing reasonable assurance on the compliance with Corporate Governance requirements by the Company.
6. We have carried out an examination of the relevant records of the Company in accordance with the Guidance Note on Certification of Corporate Governance issued by the Institute of the Chartered Accountants of India (the ICAI), the Standards on Auditing specified under Section 143(10) of the Companies Act 2013, in so far as applicable for the purpose of this certificate and as per the Guidance Note on Reports or Certificates for Special Purposes issued by the ICAI which requires that we comply with the ethical requirements of the Code of Ethics issued by the ICAI.
7. We have complied with the relevant applicable requirements of the Standard on Quality Control (SQC) 1, Quality Control for Firms that Perform Audits and Reviews of Historical Financial Information, and Other Assurance and Related Services Engagements.

### **Opinion**

8. Based on our examination of the relevant records and according to the information and explanations provided to us and the representations provided by the Management, we certify that the Company has complied with the conditions of Corporate Governance as stipulated in Regulations 17 to 27 and clauses (b) to (i) of Regulation 46(2) and para C and D of Schedule V to the Listing Regulations during the year ended 31 March, 2021.
9. We state that such compliance is neither an assurance as to the future viability of the Company nor the efficiency or effectiveness with which the Management has conducted the affairs of the Company.

For **DELOITTE HASKINS & SELLS**  
*Chartered Accountants*  
(Firm Registration No. 302009E)

**Abhijit Bandyopadhyay**  
*Partner*

Place : Kolkata  
Date : 14 June 2021

(Membership No. 054785)  
UDIN: 21054785AAAADJ7702

## Independent Auditor's Report to the Members of IFB INDUSTRIES LIMITED

### Report on the Audit of the Standalone Financial Statements

#### Opinion

We have audited the accompanying standalone financial statements of IFB Industries Limited ("the Company"), which comprise the Balance Sheet as at 31 March, 2021, and the Statement of Profit and Loss (including Other Comprehensive Loss), the Cash Flow Statement and the Statement of Changes in Equity for the year then ended, and a summary of significant accounting policies and other explanatory information.

In our opinion and to the best of our information and according to the explanations given to us, the aforesaid standalone financial statements give the information required by the Companies Act, 2013 ("the Act") in the manner so required and give a true and fair view in conformity with the Indian Accounting Standards prescribed under section 133 of the Act read with the Companies (Indian Accounting Standards) Rules, 2015, as amended, ("Ind AS") and other accounting principles generally accepted in India, of the state of affairs of the Company as at 31 March, 2021, and its profit, total comprehensive income, its cash flows and the changes in equity for the year ended on that date.

#### Basis for Opinion

We conducted our audit of the standalone financial statements in accordance with the Standards on Auditing specified under section 143(10) of the Act (SAs). Our responsibilities under those Standards are further described in the Auditor's Responsibility for the Audit of the Standalone Financial Statements section of our report. We are independent of the Company in accordance with the Code of Ethics issued by the Institute of Chartered Accountants of India (ICAI) together with the ethical requirements that are relevant to our audit of the standalone financial statements under the provisions of the Act and the Rules made thereunder, and we have fulfilled our other ethical responsibilities in accordance with these requirements and the ICAI's Code of Ethics. We believe that the audit evidence obtained by us is sufficient and appropriate to provide a basis for our audit opinion on the standalone financial statements.

#### Key Audit Matters

Key audit matters are those matters that, in our professional judgment, were of most significance in our audit of the standalone financial statements of the current period. These matters were addressed in the context of our audit of the standalone financial statements as a whole, and in forming our opinion thereon, and we do not provide a separate opinion on these matters. We have determined the matters described below to be the key audit matters to be communicated in our report.

Sr. No.	Key Audit Matter	Auditor's Response
1	<b>Recognition of Revenue</b> Revenue from the sale of goods (hereinafter referred to as "Revenue") is recognised when the Company performs its obligation to its customers and the amount of revenue can be measured reliably and recovery of the consideration is probable. The timing of such recognition is when the control over the same is transferred to the customer which is mainly upon delivery.	Our audit approach was a combination of test of internal controls and substantive procedures including: <ul style="list-style-type: none"> <li>Assessing the appropriateness of the Company's revenue recognition accounting policies, in line with Ind AS 115 ("Revenue from Contracts with Customers").</li> <li>Evaluating the design and implementation of Company's controls in respect of revenue recognition. Testing the effectiveness of such controls over revenue cut off during the year.</li> </ul>

Sr. No.	Key Audit Matter	Auditor's Response
	<p>The timing of revenue recognition is relevant to the reported performance of the Company. Revenue may be recognised before completion of contractual performance obligation due to incorrect recording of point of time when the customer obtains control of the asset.</p> <p>Refer to 1(B)(c) for the Accounting policy on recognition on revenue.</p>	<ul style="list-style-type: none"> <li>• Testing the supporting documentation for sales transactions recorded during the period closer to the yearend including customer acknowledgments of receipt of goods on a sample basis.</li> <li>• Testing sales returns subsequent to the year end, including examination of credit notes issued after the yearend to determine whether revenue was recognised in the correct period.</li> <li>• Rolling out confirmation requests to customers to confirm the recorded yearend balances on a sample basis.</li> </ul>

#### Information Other than the Financial Statements and Auditor's Report Thereon

- The Company's Board of Directors is responsible for the other information. The other information comprises the information included in the Director's report, but does not include the consolidated financial statements, standalone financial statements and our auditor's report thereon.
- Our opinion on the standalone financial statements does not cover the other information and we do not express any form of assurance conclusion thereon.
- In connection with our audit of the standalone financial statements, our responsibility is to read the other information and, in doing so, consider whether the other information is materially inconsistent with the standalone financial statements or our knowledge obtained during the course of our audit or otherwise appears to be materially misstated.
- If, based on the work we have performed, we conclude that there is a material misstatement of this other information, we are required to report that fact. We have nothing to report in this regard.

#### Management's Responsibility for the Standalone Financial Statements

The Company's Board of Directors is responsible for the matters stated in section 134(5) of the Act with respect to the preparation of these standalone financial statements that give a true and fair view of the financial position, financial performance including other comprehensive income, cash flows and changes in equity of the Company in accordance with the Ind AS and other accounting principles generally accepted in India. This responsibility also includes maintenance of adequate accounting records in accordance with the provisions of the Act for safeguarding the assets of the Company and for preventing and detecting frauds and other irregularities; selection and application of appropriate accounting policies; making judgments and estimates that are reasonable and prudent; and design, implementation and maintenance of adequate internal financial controls, that were operating effectively for ensuring the accuracy and completeness of the accounting records, relevant to the preparation and presentation of the standalone financial statement that give a true and fair view and are free from material misstatement, whether due to fraud or error.

In preparing the standalone financial statements, management is responsible for assessing the Company's ability to continue as a going concern, disclosing, as applicable, matters related to going concern and using the going concern basis of accounting unless management either intends to liquidate the Company or to cease operations, or has no realistic alternative but to do so.

Those Board of Directors are also responsible for overseeing the Company's financial reporting process.

#### Auditor's Responsibility for the Audit of the Standalone Financial Statements

Our objectives are to obtain reasonable assurance about whether the standalone financial statements as a whole are free from material misstatement, whether due to fraud or error, and to issue an auditor's report that includes our opinion. Reasonable assurance is a high level of assurance, but is not a guarantee that an audit conducted in accordance with SAs

will always detect a material misstatement when it exists. Misstatements can arise from fraud or error and are considered material if, individually or in the aggregate, they could reasonably be expected to influence the economic decisions of users taken on the basis of these standalone financial statements.

As part of an audit in accordance with SAs, we exercise professional judgment and maintain professional skepticism throughout the audit. We also :

- Identify and assess the risks of material misstatement of the standalone financial statements, whether due to fraud or error, design and perform audit procedures responsive to those risks, and obtain audit evidence that is sufficient and appropriate to provide a basis for our opinion. The risk of not detecting a material misstatement resulting from fraud is higher than for one resulting from error, as fraud may involve collusion, forgery, intentional omissions, misrepresentations, or the override of internal control.
- Obtain an understanding of internal financial control relevant to the audit in order to design audit procedures that are appropriate in the circumstances. Under section 143(3)(i) of the Act, we are also responsible for expressing our opinion on whether the Company has adequate internal financial controls system in place and the operating effectiveness of such controls.
- Evaluate the appropriateness of accounting policies used and the reasonableness of accounting estimates and related disclosures made by the management.
- Conclude on the appropriateness of management's use of the going concern basis of accounting and, based on the audit evidence obtained, whether a material uncertainty exists related to events or conditions that may cast significant doubt on the Company's ability to continue as a going concern. If we conclude that a material uncertainty exists, we are required to draw attention in our auditor's report to the related disclosures in the standalone financial statements or, if such disclosures are inadequate, to modify our opinion. Our conclusions are based on the audit evidence obtained up to the date of our auditor's report. However, future events or conditions may cause the Company to cease to continue as a going concern.
- Evaluate the overall presentation, structure and content of the standalone financial statements, including the disclosures, and whether the standalone financial statements represent the underlying transactions and events in a manner that achieves fair presentation.

Materiality is the magnitude of misstatements in the standalone financial statements that, individually or in aggregate, makes it probable that the economic decisions of a reasonably knowledgeable user of the standalone financial statements may be influenced. We consider quantitative materiality and qualitative factors in (i) planning the scope of our audit work and in evaluating the results of our work; and (ii) to evaluate the effect of any identified misstatements in the standalone financial statements.

We communicate with those charged with governance regarding, among other matters, the planned scope and timing of the audit and significant audit findings, including any significant deficiencies in internal control that we identify during our audit.

We also provide those charged with governance with a statement that we have complied with relevant ethical requirements regarding independence, and to communicate with them all relationships and other matters that may reasonably be thought to bear on our independence, and where applicable, related safeguards.

From the matters communicated with those charged with governance, we determine those matters that were of most significance in the audit of the standalone financial statements of the current period and are therefore the key audit matters. We describe these matters in our auditor's report unless law or regulation precludes public disclosure about the matter or when, in extremely rare circumstances, we determine that a matter should not be communicated in our report because the adverse consequences of doing so would reasonably be expected to outweigh the public interest benefits of such communication.

### Report on Other Legal and Regulatory Requirements

1. As required by Section 143(3) of the Act, based on our audit, we report that:
  - a) We have sought and obtained all the information and explanations which to the best of our knowledge and belief were necessary for the purposes of our audit.
  - b) In our opinion, proper books of account as required by law have been kept by the Company so far as it appears from our examination of those books.
  - c) The Balance Sheet, the Statement of Profit and Loss including Other Comprehensive Loss, the Cash Flow Statement and Statement of Changes in Equity dealt with by this Report are in agreement with the relevant books of account.
  - d) In our opinion, the aforesaid standalone financial statements comply with the Ind AS specified under Section 133 of the Act.
  - e) On the basis of the written representations received from the directors as on 31 March, 2021 taken on record by the Board of Directors, none of the directors is disqualified as on 31 March, 2021 from being appointed as a director in terms of Section 164(2) of the Act.
  - f) With respect to the adequacy of the internal financial controls over financial reporting of the Company and the operating effectiveness of such controls, refer to our separate Report in "Annexure A". Our report expresses an unmodified opinion on the adequacy and operating effectiveness of the Company's internal financial controls over financial reporting.
  - g) With respect to the other matters to be included in the Auditor's Report in accordance with the requirements of section 197(16) of the Act, as amended. In our opinion and to the best of our information and according to the explanations given to us, the remuneration paid by the Company to its directors during the year is in accordance with the provisions of section 197 of the Act.
  - h) With respect to the other matters to be included in the Auditor's Report in accordance with Rule 11 of the Companies (Audit and Auditors) Rules, 2014, as amended in our opinion and to the best of our information and according to the explanations given to us:
    - i. The Company has disclosed the impact of pending litigations on its financial position in Note 36 of the standalone financial statements.
    - ii. The Company did not have any long-term contracts including derivative contracts for which there were any material foreseeable losses.
    - iii. There has been no delay in transferring amounts, required to be transferred, to the Investor Education and Protection Fund by the Company.
2. As required by the Companies (Auditor's Report) Order, 2016 ("the Order") issued by the Central Government in terms of Section 143(11) of the Act, we give in "Annexure B" a statement on the matters specified in paragraphs 3 and 4 of the Order.

For **DELOITTE HASKINS & SELLS**  
*Chartered Accountants*  
(Firm Registration No. 302009E)

**Abhijit Bandyopadhyay**  
*Partner*  
(Membership No. 054785)

Place : Kolkata  
Date : 14 June, 2021



## ANNEXURE “A” to the Independent Auditor’s Report

(Referred to in paragraph 1(f) under ‘Report on Other Legal and Regulatory Requirements’ section of our report of even date)

### **Report on the Internal Financial Controls Over Financial Reporting under Clause (i) of Sub-section 3 of Section 143 of the Companies Act, 2013 (“the Act”)**

We have audited the internal financial controls over financial reporting of IFB Industries Limited (“the Company”) as of 31 March, 2021 in conjunction with our audit of the standalone financial statements of the Company for the year ended on that date.

#### **Management’s Responsibility for Internal Financial Controls**

The Company’s management is responsible for establishing and maintaining internal financial controls based on the internal control over financial reporting criteria established by the Company considering the essential components of internal control stated in the Guidance Note on Audit of Internal Financial Controls Over Financial Reporting issued by the Institute of Chartered Accountants of India. These responsibilities include the design, implementation and maintenance of adequate internal financial controls that were operating effectively for ensuring the orderly and efficient conduct of its business, including adherence to Company’s policies, the safeguarding of its assets, the prevention and detection of frauds and errors, the accuracy and completeness of the accounting records, and the timely preparation of reliable financial information, as required under the Companies Act, 2013.

#### **Auditor’s Responsibility**

Our responsibility is to express an opinion on the Company’s internal financial controls over financial reporting based on our audit. We conducted our audit in accordance with the Guidance Note on Audit of Internal Financial Controls Over Financial Reporting (the “Guidance Note”) issued by the Institute of Chartered Accountants of India and the Standards on Auditing prescribed under Section 143(10) of the Companies Act, 2013, to the extent applicable to an audit of internal financial controls. Those Standards and the Guidance Note require that we comply with ethical requirements and plan and perform the audit to obtain reasonable assurance about whether adequate internal financial controls over financial reporting was established and maintained and if such controls operated effectively in all material respects.

Our audit involves performing procedures to obtain audit evidence about the adequacy of the internal financial controls system over financial reporting and their operating effectiveness. Our audit of internal financial controls over financial reporting included obtaining an understanding of internal financial controls over financial reporting, assessing the risk that a material weakness exists, and testing and evaluating the design and operating effectiveness of internal control based on the assessed risk. The procedures selected depend on the auditor’s judgement, including the assessment of the risks of material misstatement of the financial statements, whether due to fraud or error.

We believe that the audit evidence we have obtained is sufficient and appropriate to provide a basis for our audit opinion on the Company’s internal financial controls system over financial reporting.

#### **Meaning of Internal Financial Controls Over Financial Reporting**

A company’s internal financial control over financial reporting is a process designed to provide reasonable assurance regarding the reliability of financial reporting and the preparation of financial statements for external purposes in accordance with generally accepted accounting principles. A company’s internal financial control over financial reporting includes those policies and procedures that (1) pertain to the maintenance of records that, in reasonable detail, accurately and fairly reflect the transactions and dispositions of the assets of the company; (2) provide reasonable assurance that transactions are recorded as necessary to permit preparation of financial statements in accordance with generally accepted accounting principles, and that receipts and expenditures of the company are being made only in accordance with authorisations of management and directors of the company; and (3) provide reasonable assurance regarding prevention or timely detection of unauthorised acquisition, use, or disposition of the company’s assets that could have a material effect on the financial statements.

### **Inherent Limitations of Internal Financial Controls Over Financial Reporting**

Because of the inherent limitations of internal financial controls over financial reporting, including the possibility of collusion or improper management override of controls, material misstatements due to error or fraud may occur and not be detected. Also, projections of any evaluation of the internal financial controls over financial reporting to future periods are subject to the risk that the internal financial control over financial reporting may become inadequate because of changes in conditions, or that the degree of compliance with the policies or procedures may deteriorate.

### **Opinion**

In our opinion, to the best of our information and according to the explanations given to us, the Company has, in all material respects, an adequate internal financial controls system over financial reporting and such internal financial controls over financial reporting were operating effectively as at 31 March, 2021, based on the criteria for internal financial control over financial reporting established by the Company considering the essential components of internal control stated in the Guidance Note on Audit of Internal Financial Controls Over Financial Reporting issued by the Institute of Chartered Accountants of India.

For **DELOITTE HASKINS & SELLS**

*Chartered Accountants*  
(Firm Registration No. 302009E)

**Abhijit Bandyopadhyay**

*Partner*  
(Membership No. 054785)

Place : Kolkata

Date : 14 June, 2021

## ANNEXURE "B" to the Independent Auditor's Report

(Referred to in paragraph 2 under 'Report on Other Legal and Regulatory Requirements' section of our report of even date)

- (i)
  - (a) The Company has maintained proper records showing full particulars, including quantitative details and situation of property, plant and equipment.
  - (b) The property, plant and equipment were physically verified during the year by the Management in accordance with a regular programme of verification which, in our opinion, provides for physical verification of all the property, plant and equipment at reasonable intervals. According to the information and explanation given to us, no material discrepancies were noticed on such verification.
  - (c) According to the information and explanations given to us and the records examined by us and based on the examination of the registered sale deed/ transfer deed / conveyance deed provided to us, we report that, the title deeds, comprising all the immovable properties of land and buildings which are freehold, are held in the name of the Company as at the balance sheet date. In respect of immovable properties of land and buildings that have been taken on lease and disclosed as Right- of Use assets in the financial statements, the lease agreements are in the name of the Company, where the Company is the lessee in the agreement.
- (ii) As explained to us, inventories were physically verified during the year by the Management at reasonable intervals and no material discrepancies were noticed on physical verification.
- (iii) The Company has not granted any loans, secured or unsecured, to companies, firms, Limited Liability Partnerships or other parties covered in the register maintained under Section 189 of the Companies Act, 2013.
- (iv) In our opinion and according to the information and explanations given to us, the Company has complied with the provisions of Sections 185 and 186 of the Companies Act, 2013 in respect of grant of loans, making investments and providing guarantees and securities, as applicable.
- (v) According to the information and explanations given to us, the Company has not accepted any deposit during the year and had no unclaimed deposits at the beginning of the year as per the provisions of Sections 73 to 76 or any other relevant provisions of the Companies Act, 2013.
- (vi) The maintenance of cost records has been prescribed by the Central Government under section 148(1) of the Companies Act, 2013 in respect of specified products of the Company. For such products we have broadly reviewed the cost records maintained by the Company pursuant to the Companies (Cost Records and Audit) Rules, 2014, as amended, and are of the opinion that, prima facie, the prescribed cost records have been made and maintained. We have, however, not made a detailed examination of the cost records with a view to determine whether they are accurate or complete.
- (vii) According to the information and explanations given to us, in respect of statutory dues:
  - (a) The Company has generally been regular in depositing undisputed statutory dues, including Provident Fund, Employees' State Insurance, Income-tax, Goods & Services Tax, Customs Duty, Cess and other material statutory dues applicable to it to the appropriate authorities.
  - (b) There were no undisputed amounts payable in respect of Provident Fund, Employees' State Insurance, Income-tax, Goods & Services Tax, Customs Duty, Cess and other material statutory dues in arrears as at 31 March, 2021 for a period of more than six months from the date they became payable.
  - (c) Details of dues of Income-tax, Sales Tax, Service Tax, Custom Duty, Excise Duty and Value Added Tax which have not been deposited as on 31 March, 2021 on account of disputes are given below :

(Rs. in Lacs)

Name of Statute	Nature of Dues	Forum where Dispute is Pending	Period to which the amount relates	Amount involved net of amount paid under protest	Amount Paid under Protest
Income Tax Act, 1961	Income Tax	Commissioner of Income Tax (Appeals)	AY 2012-13	24.00	-
Income Tax Act, 1961	Income Tax	Commissioner of Income Tax (Appeals)	AY 2018-19	4206.58	
Central Excise Act 1944	Excise Duty	Customs Excise and Service Tax Appellate Tribunal (CESTAT)	2004-05 to 2009-10	42.93	6.00
Central Sales Tax Act and Local Sales Tax Act	Sales Tax including trade tax	Assessing officer	1991-92 to 1994-95	176.00	-
		Assistant Commissioner	2002-03	1.00	-
		Additional Commissioner	2008-09 and 2009-10	10.00	-
		Commissioner Appeals	2009-10 and 2015-16	-	3.92
		Deputy Commissioner (Appeals)	2005-06, 2009-10, 2010-11 and 2013-15	27.00	0.78
		Deputy Commissioner	2013-14	1.00	0.21
		Trade Tax Tribunal	1999-2000, 2003-05 and 2007-12	24.00	0.47
		Joint Commissioner	2006-07 and 2011-13	12.00	8.48
		High Court	2009-10	89.00	174.00
		Objection Hearing Authority	2009 - 17	56.00	1.00
		Appellate Board	1996-97	10.00	0.42
		Commercial Tax Appellate Board	2009-10	89.00	16.25
		Sr. Jt. Commissionerate, Corporate division	2013-14	2.00	0.32
		Appellate Tribunal	2002-03 and 2005-06	9.00	39.92
		Supreme Court	2001-03	62.00	82.96
Central Goods & Service Tax	GST	High Court	2017-18	67.00	-
	GST	Commissioner Customs	2019-20	72.00	-
Customs Act, 1962	Customs duty	Additional Director General, Directorate of Revenue Intelligence	2008-2012	2.00	-
The Finance Act, 1994	Service Tax	Assistant Commissioner	2013-2015	3.74	-
		Customs Excise and Service Tax Appellate Tribunal (CESTAT)	2005-06 to 2011-12	532.84	-
		Deputy / Assistant Commissioner (Appeal)	2012-16	16.00	-

- (viii) In our opinion and according to the information and explanations given to us, the Company has not defaulted in the repayment of loans or borrowings to financial institutions, banks and government. The Company has not issued any debentures.
- (ix) The Company has not raised moneys by way of initial public offer or further public offer (including debt instruments). In our opinion and according to the information and explanations given to us, the term loans have been applied by the Company during the year for the purposes for which they were raised.
- (x) To the best of our knowledge and according to the information and explanations given to us, no fraud by the Company and no material fraud on the Company by its officers or employees has been noticed or reported during the year.
- (xi) In our opinion and according to the information and explanations given to us, the Company has not paid/provided managerial remuneration in excess of the limits and approvals prescribed under section 197 read with Schedule V to the Companies Act, 2013.
- (xii) The Company is not a Nidhi Company and hence reporting under clause (xii) of the CARO 2016 Order is not applicable.
- (xiii) In our opinion and according to the information and explanations given to us the Company is in compliance with Section 177 and 188 of the Companies Act, 2013, where applicable, for all transactions with the related parties and the details of related party transactions have been disclosed in the financial statements etc. as required by the applicable accounting standards.
- (xiv) During the year the Company has not made any preferential allotment or private placement of shares or fully or partly convertible debentures and hence reporting under clause (xiv) of CARO 2016 is not applicable to the Company.
- (xv) In our opinion and according to the information and explanations given to us, during the year the Company has not entered into any non-cash transactions with its directors or directors of its holding, subsidiary or associate company or persons connected with them and hence provisions of section 192 of the Companies Act, 2013 are not applicable.
- (xvi) The Company is not required to be registered under section 45-IA of the Reserve Bank of India Act, 1934.

For **DELOITTE HASKINS & SELLS**

*Chartered Accountants*  
(Firm Registration No. 302009E)

**Abhijit Bandyopadhyay**  
*Partner*

(Membership No. 054785)

Place : Kolkata  
Date : 14 June, 2021

## Standalone Balance Sheet

	Notes	As at 31 March 2021 Rs. in Lacs	As at 31 March 2020 Rs. in Lacs
<b>ASSETS</b>			
1. <b>Non-current assets</b>			
(a) Property, plant and equipment	3A	48,522	44,753
(b) Capital work-in-progress	3A	1,774	700
(c) Right of use assets	3C	6,834	6,808
(d) Investment property	4	11	11
(e) Goodwill	40	1,355	1,355
(f) Other intangible assets	3B	3,331	4,106
(g) Intangible assets under development	3B	232	96
(h) Financial assets			
(i) Investments	5	5,015	3,360
(ii) Loans	6	51	55
(iii) Others	7	1,729	2,356
(i) Income tax assets	8	–	1,829
(j) Other non-current assets	9	1,212	4,411
2. <b>Current assets</b>			
(a) Inventories	10	45,062	37,337
(b) Financial assets			
(i) Investments	5	25,822	15,280
(ii) Trade receivables	11	24,350	18,514
(iii) Cash and cash equivalents	12	9,535	10,140
(iv) Other bank balances	13	2,026	1,949
(v) Loans	6	53	55
(vi) Others	7	332	432
(c) Income tax assets	8	645	–
(d) Other current assets	9	8,281	7,819
<b>Total assets</b>		<b>1,86,172</b>	<b>1,61,366</b>
<b>EQUITY AND LIABILITIES</b>			
<b>Equity</b>			
(a) Equity share capital	14	4,128	4,128
(b) Other equity		66,729	60,602
<b>Liabilities</b>			
1. <b>Non-current liabilities</b>			
(a) Financial liabilities			
(i) Borrowings	15	16,537	25,167
(ii) Lease liabilities		3,894	4,413
(iii) Other financial liabilities	16	45	26
(b) Provisions	18	5,895	6,535
(c) Deferred tax liabilities (net)	19	2,676	804
(d) Other non-current liabilities	17	2,551	1,651
2. <b>Current liabilities</b>			
(a) Financial liabilities			
(i) Borrowings	20	2,342	2,606
(ii) Lease liabilities		2,090	1,508
(iii) Trade payables			
(A) total outstanding dues of micro enterprises and small enterprises		10,141	2,517
(B) total outstanding dues of creditors other than micro enterprises and small enterprises		52,674	41,423
(iv) Other financial liabilities	16	4,851	2,375
(b) Other current liabilities	17	10,961	7,189
(c) Provisions	18	604	422
(d) Income tax liabilities		54	–
<b>Total equity and liabilities</b>		<b>1,86,172</b>	<b>1,61,366</b>

The accompanying notes 1 to 48 are an integral part of the financial statements

In terms of our report attached  
For **Deloitte Haskins & Sells**  
Chartered Accountants

**Abhijit Bandyopadhyay**  
Partner

Kolkata  
14 June 2021

For and on behalf of the Board of Directors of **IFB Industries Limited**

Joint Executive Chairman and Managing Director  
Managing Director and Chief Executive Officer, Home Appliances Division  
Managing Director and Chief Executive Officer, Engineering Division  
Director and Chief Financial Officer  
Company Secretary

Goa / Kolkata  
14 June 2021

**Bikramjit Nag**  
**Rajshankar Ray**  
**Partha Sen**  
**Prabir Chatterjee**  
**G. Ray Chowdhury**

## Standalone Statement of Profit and Loss

		For the year ended 31 March 2021	For the year ended 31 March 2020
	Notes	Rs. in Lacs	Rs. in Lacs
I	Revenue from operations	2,71,652	2,55,142
II	Other income	1,914	1,276
III	<b>Total income (I + II)</b>	<b>2,73,566</b>	<b>2,56,418</b>
IV	<b>Expenses</b>		
(a)	Cost of materials consumed	1,21,984	1,00,209
(b)	Purchases of stock-in-trade	32,043	37,519
(c)	Changes in inventories of finished goods, stock-in-trade and work-in-progress	(2,331)	6,628
(d)	Employee benefits expense	29,562	28,785
(e)	Finance costs	2,935	1,450
(f)	Depreciation and amortisation expense	9,911	8,898
(g)	Other expenses	69,508	70,107
	<b>Total expenses (IV)</b>	<b>2,63,612</b>	<b>2,53,596</b>
V	<b>Profit before exceptional items and tax (III - IV)</b>	<b>9,954</b>	<b>2,822</b>
VI	Exceptional Items	-	148
VII	<b>Profit before tax (V + VI)</b>	<b>9,954</b>	<b>2,970</b>
VIII	<b>Tax expense</b>		
(a)	Current tax	3,738	172
(b)	Deferred tax	42	(1)
		<b>3,780</b>	<b>171</b>
IX	<b>Profit for the year (VII - VIII)</b>	<b>6,174</b>	<b>2,799</b>
X	<b>Other comprehensive income</b>		
A	(i) Items that will not to be reclassified to profit or loss		
	- Remeasurements of the defined benefit plan	(72)	(656)
	(ii) Income tax relating to items that will not be reclassified to profit or loss	25	-
B	(i) Items that will be reclassified to profit and loss	-	-
	(ii) Income tax relating to items that will be reclassified to profit and loss	-	-
	<b>Total other comprehensive income</b>	<b>(47)</b>	<b>(656)</b>
XI	<b>Total comprehensive income for the year (IX + X)</b>	<b>6,127</b>	<b>2,143</b>
XII	<b>Earnings per equity share (Face value Rs. 10 each)</b>		
(a)	Basic (in Rs.)	15.24	6.91
(b)	Diluted (in Rs.)	15.24	6.91

The accompanying notes 1 to 48 are an integral part of the financial statements

In terms of our report attached  
For **Deloitte Haskins & Sells**  
Chartered Accountants

**Abhijit Bandyopadhyay**  
Partner  
Kolkata  
14 June 2021

For and on behalf of the Board of Directors of **IFB Industries Limited**  
*Joint Executive Chairman and Managing Director*  
*Managing Director and Chief Executive Officer, Home Appliances Division*  
*Managing Director and Chief Executive Officer, Engineering Division*  
*Director and Chief Financial Officer*  
*Company Secretary*  
Goa / Kolkata  
14 June 2021

**Bikramjit Nag**  
**Rajshankar Ray**  
**Partha Sen**  
**Prabir Chatterjee**  
**G. Ray Chowdhury**

## Standalone Statement of Changes in Equity

### A. Equity share capital

	As at the beginning of the reporting year	Changes in equity share capital during the year	As at the end of the reporting year
	Rs. in lacs	Rs. in lacs	Rs. in lacs
For the year ended 31 March 2020	4,128	–	4,128
For the year ended 31 March 2021	4,128	–	4,128

### B. Other equity

		Reserves and surplus				Total
	Capital Reserve	Securities premium	Capital redemption reserve	Debt restructuring reserve	Retained earnings	
	Rs. in lacs	Rs. in lacs	Rs. in lacs	Rs. in lacs	Rs. in lacs	Rs. in lacs
Balance as at 01 April 2019	–	17,433	1,605	8,981	29,918	57,937
Recognised on business combination	522	–	–	–	–	522
Profit for the year	–	–	–	–	2,799	2,799
Other comprehensive income (net of tax)	–	–	–	–	(656)	(656)
Total comprehensive income for the year	522	–	–	–	2,143	2,665
Balance as at 31 March 2020	522	17,433	1,605	8,981	32,061	60,602
Profit for the year	–	–	–	–	6,174	6,174
Other comprehensive income (net of tax)	–	–	–	–	(47)	(47)
<b>Total comprehensive income for the year</b>	–	–	–	–	<b>6,127</b>	<b>6,127</b>
<b>Balance as at 31 March 2021</b>	<b>522</b>	<b>17,433</b>	<b>1,605</b>	<b>8,981</b>	<b>38,188</b>	<b>66,729</b>

<b>Capital reserve</b>	This reserve represents the difference between the value of net assets acquired by the Company in the course of business combinations and the consideration paid for such combinations.
<b>Securities premium</b>	This reserve represents premium on issue of shares and expenses on employee stock purchase scheme and can be utilised in accordance with the provisions of the Companies Act, 2013.
<b>Capital redemption reserve</b>	This reserve has been created under the Companies Act, 1956 on redemption of redeemable preference shares and can be utilised in accordance with the provisions of the Companies Act, 2013.
<b>Debt restructuring reserve</b>	This reserve represents the principal loan amount that were waived off in earlier years.
<b>Retained earnings</b>	This reserve represents the cumulative profits of the Company and effects of remeasurement of defined benefit plans. This can be utilised in accordance with the provisions of the Companies Act, 2013.

The accompanying notes 1 to 48 are an integral part of the financial statements

In terms of our report attached  
For **Deloitte Haskins & Sells**  
Chartered Accountants

**Abhijit Bandyopadhyay**  
Partner

Kolkata  
14 June 2021

For and on behalf of the Board of Directors of **IFB Industries Limited**

Joint Executive Chairman and Managing Director  
Managing Director and Chief Executive Officer, Home Appliances Division  
Managing Director and Chief Executive Officer, Engineering Division  
Director and Chief Financial Officer  
Company Secretary

Goa / Kolkata  
14 June 2021

**Bikramjit Nag**  
**Rajshankar Ray**  
**Partha Sen**  
**Prabir Chatterjee**  
**G. Ray Chowdhury**



## Standalone Cash Flow Statement

	For the year ended 31 March 2021	For the year ended 31 March 2020
	Rs. in Lacs	Rs. in Lacs
<b>A. Cash flows from operating activities</b>		
Profit before tax	9,954	2,970
Adjustments for:		
Depreciation and amortisation expense	9,911	8,898
(Gain)/Loss on disposal of property, plant and equipment	(13)	3
Exceptional Loss of inventory due to fire	–	1,157
Write-off of property, plant and equipment	153	88
Write-off of debts/ advances	18	57
Allowances for doubtful debts and advances	104	76
Dividend from investments in mutual fund	(23)	(331)
Net loss/(gain) on disposal of mutual funds measured at fair value through statement of profit and loss (FVTPL)	(98)	76
Write back of liabilities no longer required	(118)	(57)
Write back of provision on assets no longer required	(3)	(47)
Unrealised exchange loss / (gain)	(888)	1,346
Interest income on financial assets	(443)	(312)
Net gain arising on mutual funds measured at FVTPL	(783)	(101)
Net (gain)/loss arising on derivative instruments measured at FVTPL	974	(1,413)
Income in respect to deferred revenue from government grant	(12)	–
Finance costs	2,665	1,255
<b>Operating profit before working capital changes</b>	<b>21,398</b>	<b>13,665</b>
Adjustments for:		
Trade payables	19,041	1,839
Provisions	(530)	374
Other financial liabilities	201	151
Other liabilities	2,982	1,051
Trade receivables	(5,935)	2,607
Other financial assets	(288)	(313)
Other assets	208	(2,906)
Loans	6	–
Inventories	(7,725)	1,013
<b>Cash generated from operations</b>	<b>29,358</b>	<b>17,481</b>
Income tax paid (net of refunds)	(643)	(953)
<b>Net cash generated from operating activities</b>	<b>28,715</b>	<b>16,528</b>
<b>B. Cash flows from investing activities</b>		
Purchase of property, plant and equipment	(9,177)	(21,173)
Sale of property, plant and equipment	139	1
Investment in equity shares of a company (other than subsidiary)	(225)	–
Government grant received (Refer note 46)	1,702	–
Investment in equity shares of a subsidiary (Refer note 45)	(1,430)	–
Consideration paid for business combination	–	(3,650)
Purchase of current investments (mutual funds)	(74,921)	(57,091)
Sale of current investments (mutual funds)	65,281	44,893
Increase in bank balances (with maturity more than 12 months)	(77)	496
Interest income on financial assets	483	297
<b>Net cash used in investing activities</b>	<b>(18,225)</b>	<b>(36,227)</b>

## Standalone Cash Flow Statement

	For the year ended 31 March 2021	For the year ended 31 March 2020
	Rs. in Lacs	Rs. in Lacs
<b>C. Cash flows from financing activities</b>		
Proceeds from borrowing	9,041	49,528
Repayment of borrowing	(14,806)	(23,534)
Lease rent paid - principal portion	(3,034)	(2,713)
Lease rent paid - interest portion	(135)	(130)
Finance costs	(2,161)	(351)
<b>Net cash generated from / (used in) financing activities</b>	<b>(11,095)</b>	<b>22,800</b>
<b>Net change in cash and cash equivalents (A+B+C)</b>	<b>(605)</b>	<b>3,101</b>
<b>Cash and cash equivalents at the beginning of the year</b>	<b>10,140</b>	<b>7,039</b>
<b>Cash and cash equivalents at the end of the year [refer note 12]</b>	<b>9,535</b>	<b>10,140</b>
Note :		
1. The above cash flow statement has been prepared under the "Indirect Method" as set out in Ind AS 7 - Statements of Cash Flow.		
2. Pursuant to business combinations, the fair value of the following assets and liabilities assumed as at the date of acquisition has been adjusted in the respective places in the Statement of Cash Flow :		
Property, plant and equipment	-	4,085
Inventories	-	248
Loans	-	1
Trade receivables	-	66
Other assets	-	7
Trade payables	-	279
Other liabilities	-	38
Other financial liability	-	3
Provisions	-	65

The accompanying notes 1 to 48 are an integral part of the financial statements

In terms of our report attached  
For **Deloitte Haskins & Sells**  
Chartered Accountants

**Abhijit Bandyopadhyay**  
Partner

Kolkata  
14 June 2021

For and on behalf of the Board of Directors of **IFB Industries Limited**

*Joint Executive Chairman and Managing Director*  
*Managing Director and Chief Executive Officer, Home Appliances Division*  
*Managing Director and Chief Executive Officer, Engineering Division*  
*Director and Chief Financial Officer*  
*Company Secretary*

Goa / Kolkata  
14 June 2021

**Bikramjit Nag**  
**Rajshankar Ray**  
**Partha Sen**  
**Prabir Chatterjee**  
**G. Ray Chowdhury**

## Notes to the standalone financial statements for the year ended 31 March 2021

### 1A. BACKGROUND :

IFB Industries Limited ("the Company") is a Listed Public Limited Company having its registered office in Kolkata. The Company is engaged in the business of manufacturing of fine blanked components and in manufacturing and trading of home appliances.

### 1B. SIGNIFICANT ACCOUNTING POLICIES :

#### a. Statement of compliance

The standalone financial statements have been prepared in accordance with Indian Accounting Standards (Ind ASs) notified under Companies (Indian Accounting Standards) Rules, 2015. These financial statements have also been prepared in accordance with the relevant presentation requirements of the Companies Act, 2013.

Except for the changes below, the company has consistently applied accounting policies to all periods.

- i) The Company has adopted the amendments to Ind AS 116 for the first time in the current year. The amendments provide practical relief to lessees in accounting for rent concessions occurring as a direct consequence of Covid-19, by introducing a practical expedient to Ind AS 116. The practical expedient permits a lessee to elect not to assess whether a Covid-19 related rent concession is a lease modification. A lessee that makes this election shall account for any change in lease payments resulting from the Covid-19 related rent concession the same way it would account for the change applying Ind AS 116 if the change were not a lease modification.

The practical expedient applies only to rent concessions occurring as a direct consequence of Covid-19 and only if all of the following conditions are met:

- a. The change in lease payments results in revised consideration for the lease that is substantially same as, or less than, the consideration for the lease immediately preceding the change;
- b. Any reduction in lease payments affects only payments originally due on or before 30 June 2021 (a rent concession meets this condition if it results in reduced lease payments on or before 30 June 2021 and increased lease payments that extend beyond 30 June 2021); and
- c. There is no substantive change to other terms and conditions of the lease.

The company has applied the practical expedient retrospectively to all eligible rent concessions and has not restated prior period figures.

- ii) The Company has adopted the amendments to Ind AS 1 and Ind AS 8 for the first time in the current year. The amendments make the definition of material in Ind AS 1 easier to understand and are not intended to alter the underlying concept of materiality in Ind ASs. The concept of 'obscuring' material information with immaterial information has been included as part of the new definition. The threshold for materiality influencing users has been changed from 'could influence' to 'could reasonably be expected to influence'. The definition of material in Ind AS 8 has been replaced by a reference to the definition of material in Ind AS 1. In addition, the MCA amended other standards that contain the definition of 'material' or refer to the term 'material' to ensure consistency.

The adoption of the amendments has not had any material impact on the disclosures or on amounts reported in these financial statements.

#### b. Basis of preparation

The standalone financial statements are prepared in accordance with the historical cost convention, except for certain items that are measured at fair values at the end of each reporting period, as explained in the accounting policies. Historical cost is generally based on the fair value of the consideration given in exchange for goods and services.

## Notes to the standalone financial statements for the year ended 31 March 2021

Fair value is the price that would be received to sell an asset or paid to transfer a liability in an orderly transaction between market participants at the measurement date, regardless of whether that price is directly observable or estimated using another valuation technique. In estimating the fair value of an asset or a liability, the Company takes into account the characteristics of the asset or liability if market participants would take those characteristics into account when pricing the asset or liability at the measurement date. Fair value for measurement and/or disclosure purposes in these financial statements is determined on such a basis, except measurements that have some similarities to fair value but are not fair value, such as net realisable value in Ind AS 2 – Inventories or value in use in Ind AS 36 – Impairment of Assets.

In addition, for financial reporting purposes, fair value measurements are categorised into Level 1, 2 or 3 based on the degree to which the inputs to the fair value measurements are observable and the significance of the inputs to the fair value measurement in its entirety, which are described as follows:

- Level 1 inputs are quoted prices (unadjusted) in active markets for identical assets or liabilities that the Company can access at the measurement date;
- Level 2 inputs are inputs, other than quoted prices included within Level 1, that are observable for the asset or liability, either directly or indirectly; and
- Level 3 inputs are unobservable inputs for the asset or liability.

The preparation of financial statements in conformity with Ind AS requires management to make judgements, estimates and assumptions (such estimates and judgements are renewed every year) that affect the application of the accounting policies and the reported amounts of assets and liabilities, the disclosure of contingent assets and liabilities at the date of the financial statements, and the reported amounts of revenues and expenses during the year. Actual results could differ from those estimates. The estimates and underlying assumptions are reviewed on an ongoing basis. Revisions to accounting estimates are recognised in the period in which the estimate is revised if the revision affects only that period; they are recognised in the period of the revision and future periods if the revision affects both current and future periods.

All assets and liabilities have been classified as current or non-current as per Company's normal operating cycle and other criteria set out in Schedule III to the Companies Act 2013 and Ind AS 1- Presentation of Financial Statements based on the nature of products and the time between the acquisition of assets for processing and their realisation in cash and cash equivalents.

### **c. Going Concern**

The directors have, at the time of approving the financial statements, a reasonable expectation that the Company has adequate resources to continue in operational existence for the foreseeable future. Thus, they continue to adopt the going concern basis of accounting in preparing the financial statements.

### **d. Revenue recognition**

Revenue from contract with customers is recognised when the Company satisfies performance obligation by transferring promised goods and services to the customer. Performance obligations are satisfied at a point of time or over a period of time. Performance obligations satisfied over a period of time are recognised as per the terms of relevant contractual agreements/ arrangements. Performance obligations are said to be satisfied at a point of time when the customer obtains controls of the asset.

Revenue is measured based on transaction price, which is the fair value of the consideration received or receivable, stated net of discounts, returns, value added tax and goods and services tax. Transaction price is recognised based on the price specified in the contract, net of the estimated sales incentives/ discounts. Accumulated experience is used to estimate and provide for the discounts/ right of return, using the expected value method.

## Notes to the standalone financial statements for the year ended 31 March 2021

Revenue from services rendered over a period of time, such as annual maintenance contracts, are recognised on straight line basis over the period or as per the terms of the contract.

Dividend income from investments is recognised when the shareholder's right to receive dividend has been established provided that it is probable that the economic benefits will flow to the company and the amount of income can be measured reliably.

Interest income from financial assets is recognized when it is probable that the economic benefit will flow to the company and the amount can be measured reliably. Interest income is accrued on time basis, by reference to the principle outstanding and at the effective interest rate applicable, which is the rate that exactly discounts estimated future cash receipts through the expected life of the financial asset to that asset's net carrying amount on initial recognition.

Rental income from operating leases is accounted for on a straight-line basis over the lease term.

### e. **Property, plant and equipment**

Property, plant and equipment are stated at cost of acquisition or construction less accumulated depreciation and impairment, if any.

Cost is inclusive of inward freight, duties and taxes and incidental expenses related to acquisition. In respect of major projects involving construction, related pre-operational expenses form part of the value of assets capitalised. Expenses capitalised also include applicable borrowing costs for qualifying assets, if any. All upgradation / enhancements are charged off as revenue expenditure unless they bring significant additional benefits.

Properties in course of construction for production, supply or administrative purposes, or for purposes not yet determined, are carried at cost, less any recognised impairment loss. Cost includes professional fees and, for qualifying assets, borrowing costs capitalised in accordance with Company's policy. Depreciation on these assets commences when they are ready for their intended use.

Depreciation on property, plant and equipment has been provided on the straight-line method less residual values as per the useful life prescribed in Schedule II to the Companies Act, 2013 except in respect of the tools and moulds, in whose case the life of the assets has been assessed as 5 years based on technical advice, taking into account the nature of the asset, the estimated usage of the asset, the operating conditions of the asset, past history of replacement, anticipated technological changes, manufacturers warranties and maintenance support, etc. Depreciation commences when the assets are ready for their intended use.

Freehold land is not depreciated.

The estimated useful lives, residual values and depreciation method are reviewed at the end of each reporting period, with the effect of any changes in estimate accounted for on a prospective basis.

The estimated useful lives of property, plant and equipment of the Company are as follows:

Buildings	30 years
Buildings (Roads and Fences)	5 years
Plant and equipment	10 – 15 years
Plant and equipment (Tools and Moulds)	5 years
Furniture and fixtures	10 years
Office equipment	5 years
Vehicles	8 years
Computers	3-6 years

## Notes to the standalone financial statements for the year ended 31 March 2021

An item of property, plant and equipment is derecognised upon disposal or when no future economic benefits are expected to arise from the continued use of the asset. Any gain or loss arising on the disposal or retirement of an item of property, plant and equipment is determined as the difference between the sales proceeds and the carrying amount of the asset and is recognised in the standalone statement of profit and Loss.

### f. **Investment property**

Investment property are properties held to earn rentals and/or for capital appreciation (including property under construction for such purposes). Investment properties are measured initially at cost, including transaction costs. Subsequent to initial recognition, investment properties are measured in accordance with Ind AS 16 – Property, Plant and Equipment requirement for cost model, other than those that meet the criteria to be classified as held for sale (or are included in a disposal group that is classified as held for sale) in accordance with Ind AS 105 – Non-current Assets Held for Sale and Discontinued Operations.

An investment property is derecognised upon disposal or when the investment property is permanently withdrawn from use and no future economic benefits are expected from the disposal. Any gain or loss arising on de-recognition of the property (calculated as the difference between the net disposal proceeds and the carrying amount of the asset) is included in standalone statement of profit and loss in the period in which the property is derecognised.

### g. **Intangible assets**

Intangible assets that the Company acquires separately and from which it expects future economic benefits are capitalised upon acquisition and measured initially at cost comprising the purchase price (including import duties and non-refundable taxes) and directly attributable costs to prepare the asset for its intended use.

Internally generated assets for which the cost is clearly identifiable are capitalised at cost. All directly attributable expenditure incurred to prepare the asset for its intended use are recognised as the cost of such assets.

Research expenditure is recognised as an expense when it is incurred. Development costs are capitalised only after the technical and commercial feasibility of the asset for sale or use has been established. All directly attributable expenditure incurred to prepare the asset for its intended use are recognised as the cost of such assets.

Internally generated brands, websites and customer lists are not recognised as intangible assets.

The useful life of an intangible asset is considered finite where the rights to such assets are limited to a specified period of time by contract or law (e.g., patents, licences, trademarks, franchise and servicing rights) or the likelihood of technical, technological obsolescence (e.g., computer software, design, prototypes) or commercial obsolescence (e.g., lesser known brands are those to which adequate marketing support may not be provided).

Intangible assets that have finite lives are amortised over their estimated useful lives by the straight-line method unless it is practical to reliably determine the pattern of benefits arising from the asset. An intangible asset with an indefinite useful life is not amortised.

The estimated useful lives of intangible assets of the Company are as follows:

Computer software	3 years
Technical knowhow	5 years / 7 years
Brand	5 years
Non-Compete Agreement	10 years

All intangible assets are tested for impairment. Amortisation expenses and impairment losses and reversal of impairment losses are taken to the standalone statement of profit and Loss. Thus, after initial recognition, an intangible asset is carried at its cost less accumulated amortisation and / or impairment losses.

## Notes to the standalone financial statements for the year ended 31 March 2021

The useful lives of intangible assets are reviewed annually to determine if a reset of such useful life is required for assets with finite lives and to confirm that business circumstances continue to support an indefinite useful life assessment for assets so classified. Based on such review, the useful life may change or the useful life assessment may change from indefinite to finite. The impact of such changes is accounted for as a change in accounting estimate.

An intangible asset is derecognised on disposal or when no future economic benefits are expected from use or disposal. Gains or losses from derecognitions are measured as the difference between the net disposal proceeds and the carrying amount of the assets, and are recognised in profit or loss when the asset is derecognised.

### **h. Impairment of tangible and intangible assets**

At the end of each reporting period, the Company reviews the carrying amounts of its tangible and intangible assets to determine whether there is any indication that those assets have suffered an impairment loss. If any such indication exists, the recoverable amount of the asset is estimated in order to determine the extent of the impairment loss (if any). When it is not possible to estimate the recoverable amount of an individual asset, the Company estimates the recoverable amount of the cash-generating unit (CGU) to which the asset belongs.

Intangible assets with indefinite useful lives and intangible assets not yet available for use are tested for impairment at least annually, and whenever there is an indication that the asset may be impaired.

Recoverable amount is the higher of fair value less costs of disposal and value in use. In assessing value in use, the estimated future cash flows are discounted to their present value using a pre-tax discount rate that reflects current market assessments of the time value of money and the risks specific to the asset for which the estimates of future cash flows have not been adjusted.

If the recoverable amount of an asset (or CGU) is estimated to be less than its carrying amount, the carrying amount of the asset (or CGU) is reduced to its recoverable amount. An impairment loss is recognised immediately in the standalone statement of profit and loss.

When an impairment loss subsequently reverses, the carrying amount of the asset (or a CGU) is increased to the revised estimate of its recoverable amount, but so that the increased carrying amount does not exceed the carrying amount that would have been determined had no impairment loss been recognised for the asset (or CGU) in prior years. A reversal of an impairment loss is recognised immediately in standalone statement of profit and loss.

### **i. Borrowing costs**

Borrowing costs directly attributable to the acquisition, construction or production of qualifying assets, which are assets that necessarily take a substantial period of time to get ready for their intended use or sale, are added to the cost of those assets, until such time as the assets are substantially ready for their intended use or sale.

Investment income earned on the temporary investment of specific borrowings pending their expenditure on qualifying assets is deducted from the borrowing costs eligible for capitalisation.

All other borrowing costs are recognised in the standalone statement of profit and loss in the period in which they are incurred.

### **j. Foreign currency transactions**

The functional and presentation currency of the Company is Indian Rupee.

Foreign currency transactions are recorded at the exchange rate prevailing on the date of the respective transactions. Gains / losses arising on foreign currency transactions settled during the year are recognised in the standalone statement of profit and loss.

At each reporting date, monetary assets and liabilities that are denominated in foreign currencies are retranslated

## Notes to the standalone financial statements for the year ended 31 March 2021

at the rates prevailing at that date. Exchange differences arising on translation of monetary items are recognised in the standalone statement of profit and loss except for exchange differences on foreign currency borrowings relating to assets under constructions for future productive use, which are included in the cost of the assets when they are regarded as an adjustment to interest costs on these foreign currency borrowings.

Exchange differences arising on monetary items that, in substance, form part of the Company's net investment in a foreign operation (having a functional currency other than Indian Rupee) are accumulated in foreign currency translation reserve.

Non-monetary items denominated in foreign currency are carried at cost.

### **k. Derivatives**

The Company enters into derivative financial instruments, primarily foreign exchange forward contracts and currency swaps to manage its exposure to foreign exchange risks.

Derivatives are initially recognised at fair value and are subsequently re-measured to their fair value at the end of each reporting period. The resulting gains / losses is recognised in the standalone statement of profit and loss.

### **l. Investment in subsidiaries**

Investment in subsidiaries are carried at cost less accumulated impairment, if any.

### **m. Inventories**

Inventories are valued at the lower of cost and net realisable value. Costs of inventories are determined using weighted average method. Cost comprises expenditure incurred in the normal course of business in bringing such inventories to its present location and condition and includes, where applicable, appropriate overheads based on normal level of activity. Net realisable value represents the estimated selling price for inventories less all estimated costs of completion and costs necessary to make the sale.

Obsolete, slow moving and defective inventories are identified from time to time and, where necessary, a provision is made for such inventories.

### **n. Employee benefits**

#### **Retirement benefit costs**

Contribution payable for provident fund and superannuation fund, which are defined contribution schemes are recognised as an employee benefit expense in the standalone statement of profit and loss.

For retirement benefit - defined benefit plan i.e. gratuity, other long-term employee benefits i.e., leave encashment and sick leave, the cost of providing benefits is determined using the projected unit credit method, with actuarial valuations being carried out at the end of each annual reporting period.

Re-measurement, comprising actuarial gains and losses and the return on plan assets (excluding net interest), is reflected immediately in the balance sheet with a charge or credit in other comprehensive income for gratuity and standalone statement of profit and loss for leave encashment and sick leave in the period in which they occur.

Re-measurement recognised in other comprehensive income is reflected immediately in retained earnings and is not reclassified to profit and loss. Net interest is calculated by applying the discount rate at the beginning of the period to the net defined benefit liability or asset. Defined benefit costs are categorised as follows:

- service cost (including current service cost, past service cost, as well as gains and losses on curtailments and settlements);
- net interest expense or income; and
- re-measurement



## Notes to the standalone financial statements for the year ended 31 March 2021

The Company presents the first two components of defined benefit costs in profit and loss in the line item 'Employee benefits expense'.

The retirement benefit obligation recognised in the balance sheet represents the actual deficit or surplus in the Company's defined benefit plans. Any surplus resulting from this calculation is limited to the present value of any economic benefits available in the form of reductions in future contributions to the plans.

### **Short-term employee benefits**

A liability is recognised for benefits accruing to employees in respect of wages and salaries.

Liabilities recognised in respect of short-term employee benefits are measured at the undiscounted amount of the benefits expected to be paid in exchange for the related service.

### **o. Taxation**

Tax expenses comprises current and deferred tax.

#### **Current tax**

Current tax is measured at the amount expected to be paid to tax authorities in accordance with the Income Tax Act, 1961. The Company's current tax is calculated using tax rates and tax laws that have been enacted during the period, together with any adjustment to tax payable in respect of previous years. Current tax assets and tax liabilities are offset where the entity has a legally enforceable right to offset and intends either to settle on net basis, or to realise the asset and settle the liability simultaneously.

#### **Deferred tax**

Deferred tax is recognised on temporary differences between the carrying amounts of assets and liabilities in the financial statements and the corresponding tax bases used in the computation of taxable profit. Deferred tax liabilities are generally recognised for all taxable temporary differences. Deferred tax assets are generally recognised for all deductible temporary differences to the extent that it is probable that taxable profits will be available against which those deductible temporary differences can be utilised. Such deferred tax assets and liabilities are not recognised if the temporary difference arises from the initial recognition of assets and liabilities in a transaction that affects neither the taxable profit nor the accounting profit.

The carrying amount of deferred tax assets is reviewed at the end of each reporting period and reduced to the extent that it is no longer probable that sufficient taxable profits will be available to allow all or part of the asset to be recovered.

Deferred tax liabilities and assets are measured at the tax rates that are expected to apply in the period in which the liability is settled or the asset realised, based on tax rates and tax laws that have been enacted or substantively enacted by the end of the reporting period.

Income tax, in so far as it relates to items disclosed under other comprehensive income or equity, are disclosed separately under other comprehensive income or equity, as applicable.

Deferred tax assets and liabilities are offset when there is legally enforceable right to offset current tax assets and liabilities and when the deferred tax balances related to the same taxation authority.

Minimum Alternate Tax (MAT) credit entitlement is recognised only to the extent there is convincing evidence that the Company will pay normal tax during the period specified by the Income Tax Act, 1961. In the year in which the MAT credit becomes eligible to be recognised as an asset, the said asset is created by way of credit to the standalone statement of profit and loss. The Company reviews the same at each balance sheet date and writes down the carrying amount of MAT credit entitlement to the extent there is no longer convincing evidence to the effect that the Company will pay normal income tax during the specified period.

## Notes to the standalone financial statements for the year ended 31 March 2021

**p. Government grants**

Government grants are recognised when there is reasonable assurance that the grant will be received, and the Company will comply with the conditions attached to the grant. Accordingly, government grants:

- a) related to or used for assets are included in the Balance Sheet as deferred income and recognised as income over the useful life of the assets.
- b) related to incurring specific expenditures are taken to the standalone statement of profit and loss on the same basis and in the same periods as the expenditures incurred.
- c) by way of financial assistance on the basis of certain qualifying criteria are recognised as they become receivable.

**q. Warranties**

Warranty costs are estimated by the Management on the basis of a technical evaluation and based on specific warranties, claims and claim history. Provision is made for estimated liability in respect of warranty cost in the year of sale of goods. Warranty provisions are measured at discounted amounts. The Company discounts its provision for warranty to present value at reporting dates. Consequently, the unwinding of discount is recognised in the standalone statement of profit and loss.

Provision for warranty is expected to be utilised over a period of one to five years.

**r. Provisions and contingent liabilities**

The Company recognises a provision when there is a present obligation as a result of an obligating event that probably requires outflow of resources and a reliable estimate can be made of the amount of the obligation. When some or all of the economic benefits required to settle a provision are expected to be recovered from a third party, a receivable is recognised as an asset if it is virtually certain that reimbursement will be received and the amount of the receivable can be measured reliably. When a provision is measured using the cash flows estimated to settle the present obligation, its carrying amount is the present value of those cash flows (when the effect of the time value of money is material).

A disclosure of a contingent liability is made when there is a possible obligation or a present obligation that may, but probably will not, require an outflow of resources. When there is a possible obligation or a present obligation and the likelihood of outflow of resources is remote, no provision or disclosure of contingent liability is made.

**s. Leasing**

**i. Company as a lessee**

The Company assesses whether a contract is or contains a lease, at the inception of a contract. A contract is, or contains, a lease if the contract conveys the right to control the use of an identified asset for a time in exchange for a consideration.

The Company recognises a right-of-use asset and corresponding lease liability at the lease commencement date with respect to all lease arrangements in which it is a lessee, except for short-term leases (defined as leases with a lease term of 12 months or less) and leases of low value assets. For these leases, the Company recognises the lease payments as an operating expense on a straight-line basis over the term of the lease unless another systematic basis is more representative of the time pattern in which economic benefits from the leased assets are consumed. The right-of-use asset is initially measured at cost, which comprises the initial amount of the lease liability adjusted for any lease payments made at or before the commencement date, plus any initial direct costs incurred and an estimate of costs to dismantle and remove the underlying asset or to restore the underlying asset or the site on which it is located, less any lease incentives received.

The right-of-use asset is subsequently depreciated using the straight-line method from the commencement date to the end of the lease term and evaluated for any impairment losses.

## Notes to the standalone financial statements for the year ended 31 March 2021

The Company applies Ind AS 36 to determine whether a right-of-use asset is impaired and accounts for any identified impairment loss as described in the policy for 'Property, Plant and Equipment'.

Whenever the Company incurs an obligation for costs to dismantle and remove leased assets, restore the site on which it is located or restore the underlying asset to the condition required by the terms and conditions of the lease, a provision is recognised and measured under Ind AS 37. To the extent those costs relate to a right-of-use asset, the costs are included in the right-of-use asset, unless the costs are incurred to produce inventories.

The lease liability is initially measured at the present value of the lease payments that are not paid at the commencement date, discounted using the Company's incremental borrowing rate. It is re-measured when there is a change in future lease payments arising from a change in an index or rate, if there is a change in the Company's estimate of the amount expected to be payable under a residual value guarantee, or if the Company changes its assessment of whether it will exercise a purchase, extension or termination option. When the lease liability is re-measured in this way, a corresponding adjustment is made to the carrying amount of the right-of-use asset or is recorded in statement of profit and loss if the carrying amount of the right-of-use asset has been reduced to zero.

Variable rents that do not depend on an index or rate are not included in the measurement of the lease liability and right-of-use asset. The related payments are recognised as an expense in the period in which the event or condition that triggers those payments occurs and are presented in the line 'Other Expenses' in the statement of profit and loss.

The right-of-use assets and lease liabilities are presented as a separate line item in the standalone balance sheet.

### ii. **Company as a lessor**

Leases for which the Company is a lessor are classified as finance or operating leases. Whenever, the terms of the lease transfer substantially all the risks and rewards of ownership to the lessee, the contract is classified as a finance lease. All other leases are classified as operating leases.

Lease receipts under operating leases are recognised as an income, on a straight-line basis in the statement of profit and loss over the lease term except where the lease payments are structured to increase in line with expected general inflation.

The Company does not has any finance lease arrangements.

### t. **Operating segments**

Operating segments are reported in a manner consistent with the internal reporting provided to the chief operating decision-maker (CODM). The CODM, who is responsible for allocating resources and assessing performance of the operating segments, has been identified as the Board of Directors.

Segments are organised based on business which have similar economic characteristics as well as exhibit similarities in nature of products and services offered, the nature of production processes, the type and class of customer and distribution methods.

Segment revenue arising from third party customers is reported on the same basis as revenue in the financial statements. Inter-segment revenue is reported on the basis of transactions which are primarily market led. Segment results represent profits before finance charges, unallocated expenses and taxes.

"Unallocated Expenses" represents revenue and expenses attributable to the enterprise as a whole and are not attributable to segments.

## Notes to the standalone financial statements for the year ended 31 March 2021

### u. Financial instruments

A financial instrument is any contract that gives rise to a financial asset of one entity and a financial liability or equity instrument of another entity. Financial assets and financial liabilities are recognised when the Company becomes a party to the contractual provisions of the instruments. Financial assets and financial liabilities are initially measured at fair value except for trade receivables that do not have a significant financing component which are measured at transaction price.

Transaction costs that are directly attributable to the acquisition or issue of financial assets and financial liabilities (other than financial assets and financial liabilities at fair value through standalone statement of profit and loss) are added to or deducted from the fair value of the financial assets or financial liabilities, as appropriate, on initial recognition. Transaction costs directly attributable to the acquisition of financial assets or financial liabilities at fair value through profit and loss are recognised immediately in the statement of profit and loss.

Financial assets and liabilities are offset and the net amount is included in the balance sheet where there is a legally enforceable right to offset the recognised amounts and there is an intention to settle on a net basis or realise the asset and settle the liability simultaneously.

### v. Financial assets

All regular way purchases or sales of financial assets are recognised and derecognised on a trade date basis. Regular way purchases or sales are purchases or sales of financial assets that require delivery of assets within the time frame established by regulation or convention in the marketplace.

All recognised financial assets are subsequently measured in their entirety at either amortised cost or fair value, depending on the classification of the financial assets.

#### Classification

Management determines the classification of an asset at initial recognition depending on the purpose for which the assets were acquired. The subsequent measurement of financial assets depends on such classification.

Financial assets are classified as those measured at:

- (a) Amortised cost, where the financial assets are held solely for collection of cash flows arising from payments of principal and / or interest.
- (b) Fair value through other comprehensive income, where the financial assets are held not only for collection of cash flows arising from payments of principal and interest but also from the sale of such assets. Such assets are subsequently measured at fair value, with unrealised gains and losses arising from changes in the fair value being recognised in other comprehensive income.
- (c) Fair value through statement of profit and loss, where the assets are managed in accordance with an approved investment strategy that triggers purchase and sale decisions based on their fair value of such assets. Such assets are subsequently measured at fair value, with unrealised gains and losses arising from changes in the fair value being recognised in the standalone statement of profit and loss in the period in which they arise

Trade receivables, cash and cash equivalents, other bank balances, loans and other financial assets are classified for measurement at amortised cost. Derivative instruments are measured at fair value through statement of profit and loss while investments may fall under any of the aforesaid classes. However, in respect of particular investments in equity instruments that would otherwise be measured at fair value through profit and loss, an irrevocable election at initial recognition may be made to present subsequent changes in fair value through other comprehensive income.

Financial assets at amortised cost are subsequently measured at amortised cost using effective interest method. The effective interest method is a method of calculating the amortised cost of an instrument and of allocating

## Notes to the standalone financial statements for the year ended 31 March 2021

interest income over the relevant period. The effective interest rate is the rate that exactly discounts estimated future cash receipts (including all fees and points paid or received that form an integral part of the effective interest rate, transaction costs and other premiums or discounts) through the expected life of the debt instrument, or, where appropriate, a shorter period, to the net carrying amount on initial recognition.

### **Recognition**

Financial assets include investments, trade receivables, derivative instruments, cash and cash equivalents, other bank balances, loans and other financial assets. Such assets are initially recognised at transaction price when the Company becomes party to contractual obligations. The transaction price includes transaction costs unless the asset is being fair valued through the standalone statement of profit and loss.

### **Impairment**

At each reporting date a financial asset such as investment, trade receivable, loans and other financial assets held at amortised cost and financial assets that are measured at fair value through other comprehensive income are tested for impairment based on evidence or information that is available without undue cost or effort. Expected credit loss is assessed and loss allowance is recognised if the credit quality of that financial asset has deteriorated significantly since initial recognition.

Loss allowances for financial assets measured at amortised cost are deducted from the gross carrying amount of the assets. For debt securities at fair value through other comprehensive income, the loss allowance is recognised in other comprehensive income and is not reduced from the carrying amount of the financial asset in the balance sheet.

The gross carrying amount of a financial asset is written off (either partially or in full) to the extent that there is no realistic prospect of recovery. This is generally the case when the Company determines that the trade receivable does not have assets or sources of income that could generate sufficient cash flows to repay the amounts subject to the write-off. However, financial assets that are written off could still be subject to enforcement activities under the Company's recovery procedures, taking into account legal advice where appropriate. Any recoveries made are recognised in standalone statement of profit and loss.

### **Reclassification**

When and only when the business model is changed the Company shall reclassify all affected financial assets prospectively from the reclassification date as subsequently measured at amortised cost, fair value through other comprehensive income, fair value through standalone statement of profit and loss without restating the previously recognised gains, losses or interest and in terms of the reclassification principles laid down in the Ind AS relating to Financial instruments.

### **De-recognition**

Financial assets are derecognised when the right to receive cash flows from the assets has expired, or has been transferred, and the Company has transferred substantially all of the risks and rewards of ownership. Consequently, if the asset is one that is measured at

- (a) Amortised cost, the gain or loss is recognised in the standalone statement of profit and loss.
- (b) Fair value through other comprehensive income, the cumulative fair value adjustments previously taken to reserves are reclassified to the standalone statement of profit and loss unless the asset represents an equity investment in which case the cumulative fair value adjustments previously taken to reserves is reclassified within equity.

## **w. Financial liabilities and equity instruments**

### **Classification:**

Debt and equity instruments issued by the Company are classified as either financial liabilities or as equity in

## Notes to the standalone financial statements for the year ended 31 March 2021

accordance with the substance of the contractual arrangements and the definitions of a financial liability and an equity instrument.

### **Equity instruments**

An equity instrument is any contract that evidences a residual interest in the assets of an entity after deducting all of its liabilities. Equity instruments issued by a company are recognised at the proceeds received.

### **Financial liabilities**

Borrowings, trade payables and other financial liabilities are initially recognised at the value of the respective contractual obligations. They are subsequently measured at amortised cost. Any discount or premium on redemption / settlement is recognised in the standalone statement of profit and loss as finance cost over the life of the liability using the effective interest method and adjusted to the liability figure disclosed in the balance sheet.

Financial liabilities are derecognised when the liability is extinguished, that is, when the contractual obligation is discharged, cancelled and on expiry

#### **x. Earning per share**

Basic earnings per share are calculated by dividing the profit and loss for the year attributable to shareholders by the weighted average number of shares outstanding during the year. For the purpose of calculating diluted earnings per share, the profit and loss for the year attributable to shareholders and weighted average number of shares outstanding during the year is adjusted for the effects of all dilutive potential shares.

#### **y. Goodwill**

Goodwill is not amortised but is reviewed for impairment at least annually.

Goodwill arising on an acquisition of a business is carried at cost as established at the date of acquisition of the business less accumulated impairment losses, if any.

For the purposes of impairment testing, goodwill is allocated to each of the Company's cash-generating units (or groups of cash-generating units) that is expected to benefit from the synergies of the combination. A cash-generating unit to which goodwill has been allocated is tested for impairment annually, or more frequently when there is an indication that the unit may be impaired. If the recoverable amount of the cash-generating unit is less than its carrying amount, the impairment loss is allocated first to reduce the carrying amount of any goodwill allocated to the unit and then to the other assets of the unit pro-rata based on the carrying amount of each asset in the unit. Any impairment loss for goodwill is recognised directly in the statement of profit and loss. An impairment loss recognised for goodwill is not reversed in subsequent periods. On disposal of the relevant cash-generating unit, the attributable amount of goodwill is included in the determination of the profit or loss on disposal.

#### **z. Business combinations**

Acquisitions of businesses are accounted for using the acquisition method. The consideration transferred in a business combination is measured at fair value, which is calculated as the difference between the assets acquired by the Company and liabilities assumed by the Company at the acquisition-date.

Acquisition related costs are generally recognised in the statement of profit and loss as incurred. The identifiable assets acquired and liabilities assumed are recognised at fair value except deferred tax assets or liabilities and liabilities related to employee benefit arrangements which are recognised and measured in accordance with Ind AS 12 and Ind AS 19 respectively.

Goodwill is measured as the excess of the sum of the consideration transferred over the net amounts of the identifiable assets acquired and the liabilities assumed at the acquisition date. If the net of the acquisition-date amounts of the identifiable assets acquired and liabilities assumed exceeds the sum of the consideration

## Notes to the standalone financial statements for the year ended 31 March 2021

transferred, the excess, after reassessment, is recognised in capital reserve through other comprehensive income or directly depending on whether there exists clear evidence of the underlying reason for classifying the business combination as a bargain purchase.

Business combinations arising from acquisition of net assets from entities that are under common control are accounted for using the pooling of interest method. The difference between any consideration transferred and the aggregate historical carrying values of assets and liabilities of the acquired entity are recognised in shareholders' equity.

### 2. USE OF ESTIMATES AND JUDGEMENTS:

The preparation of financial statements in conformity with generally accepted accounting principles requires management to make estimates and assumptions that affect the reported amounts of assets and liabilities and disclosure of contingent liabilities at the date of the financial statements and the results of operations during the reporting period end. Although these estimates are based upon management's best knowledge of current events and actions, actual results could differ from these estimates.

The estimates and underlying assumptions are reviewed on an ongoing basis. Revisions to accounting estimates are recognised in the period in which the estimate is revised if the revision affects only that period, or in the period of the revision and future periods if the revision affects both current and future periods.

In particular, information about the significant areas of estimation, uncertainty and critical judgements in applying accounting policies that have the most significant effect on the amounts recognised in the financial statements are related to:

- (i) Useful life of property, plant and equipment and intangible assets
- (ii) Provision for product warranties
- (iii) Provision for employee benefits
- (iv) Fair value of financial assets / liabilities
- (v) Provisions and contingent liabilities
- (vi) Estimation uncertainty relating to COVID – 19 outbreaks

#### **Useful life of property, plant and equipment and intangible assets**

As described in the significant accounting policies, the Company reviews the estimated useful lives of property, plant and equipment and intangible assets at the end of each reporting period. The Company is required to determine whether its intangible assets have indefinite or finite life which is a subject matter of judgement.

#### **Provision for product warranties:**

Provision is estimated in respect of warranty cost in the year of sale of goods and it represents the present value of the management's best estimate of the future outflow of economic benefit that will be required under the company's obligation for warranties. It is estimated by the management on the basis of a technical evaluation and based on specific warranties, claims and claim history.

The determination of provision for product warranties takes into account assumptions which is a subject matter of judgement.

#### **Provision for employee benefits**

The determination of Company's liability towards defined benefit obligation and other long-term employee benefits to employees is made through independent actuarial valuation including determination of amounts to be recognised in the standalone statement of profit and loss and in other comprehensive income. Such valuation depends upon assumptions determined after taking into account inflation, seniority, promotion and other relevant factors such as supply and demand factors in the employment market. Information about such valuation is provided in notes to accounts.

## Notes to the standalone financial statements for the year ended 31 March 2021

### **Fair value measurements and valuation processes**

Some of the Company's assets and liabilities are measured at fair value for financial reporting purposes. In estimating the fair value of an asset or a liability, the Company uses market-observable data to the extent it is available. Where Level 1 inputs are not available, the Company engages third party qualified valuers to perform the valuation, if required.

### **Provisions and contingent liabilities**

The Company has ongoing litigations with various regulatory authorities and third parties. Where an outflow of funds is believed to be probable and a reliable estimate of the outcome of the dispute can be made based on management's assessment of specific circumstances of each dispute and relevant external advice, management provides for its best estimate of the liability. Such accruals are by nature complex and can take number of years to resolve and can involve estimation uncertainty.

### **Estimation uncertainty relating to COVID – 19 outbreaks**

The Management has considered the possible effects, if any that may result from the pandemic relating to COVID-19 on the carrying amounts of assets. In developing the assumptions and estimates relating to the uncertainties as at the Balance Sheet date in relation to the recoverable amounts of these assets, the management has considered the global economic conditions prevailing as at the date of approval of these financial statements, and has used internal and external sources of information to the extent determined by it. The actual outcome of these assumptions and estimates may vary in future due to the impact of the pandemic.

### **RECENT ACCOUNTING PRONOUNCEMENT :**

On March 24, 2021, the Ministry of Corporate Affairs ("MCA") through a notification, amended Schedule III of the Companies Act, 2013. The amendments revise Division I, II and III of Schedule III and are applicable from April 1, 2021. Key amendments relating to Division II which relate to companies whose financial statements are required to comply with Companies (Indian Accounting Standards) Rules 2015 are:

#### **Balance Sheet :**

- (i) Lease liabilities should be separately disclosed under the head 'financial liabilities', duly distinguished as current or non-current.
- (ii) Certain additional disclosures in the statement of changes in equity such as changes in equity share capital due to prior period errors and restated balances at the beginning of the current reporting period.
- (iii) Specified format for disclosure of shareholding of promoters.
- (iv) Specified format for ageing schedule of trade receivables, trade payables, capital work-in-progress and intangible asset under development.
- (v) If a company has not used funds for the specific purpose for which it was borrowed from banks and financial institutions, then disclosure of details of where it has been used.
- (vi) Specific disclosure under 'additional regulatory requirement' such as compliance with approved schemes of arrangements, compliance with number of layers of companies, title deeds of immovable property not held in name of company, loans and advances to promoters, directors, key managerial personnel (KMP) and related parties, details of benami property held etc.

#### **Statement of profit and loss :**

Additional disclosures relating to Corporate Social Responsibility (CSR), undisclosed income and crypto or virtual currency specified under the head 'additional information' in the notes forming part of the standalone financial statements.

The amendments are extensive and the Company will evaluate the same to give effect to them as required by law.



# Notes to the standalone financial statements for the year ended 31 March 2021

Rs. in Lacs

3A. Property, plant and equipment		Gross Block				Depreciation and amortisation				Net Book Value	
Particulars of Assets		As at 01 April 2020	Fair Value of assets acquired on business combination	Additions	Adjustments / disposals	As at 31 March 2021	As at 01 April 2020	For the year	Adjustments / disposals	As at 31 March 2021	As at 31 March 2020
(a)	Land	506	-	-	-	506	-	-	-	-	506
	Land	506	-	-	-	506	-	-	-	-	506
	Previous year	506	-	-	-	506	-	-	-	-	506
(b)	Buildings	9,560	-	2,243	-	11,803	932	397	-	1,329	10,474
	Buildings	8,292	-	2,243	-	10,535	763	352	-	1,115	9,420
	R and D buildings	1,268	-	-	-	1,268	169	45	-	214	1,054
	Previous year	4,842	525	4,193	-	9,560	668	264	-	932	8,628
(c)	Plant and equipment	48,161	-	7,183	(348)	54,996	15,140	5,153	(84)	20,209	34,787
	Plant and equipment	46,156	-	7,170	(346)	52,980	14,547	4,979	(83)	19,443	33,537
	R and D plant and equipment	2,005	-	13	(2)	2,016	593	174	(1)	766	1,250
	Previous year	30,751	3,539	14,000	(129)	48,161	10,804	4,386	(50)	15,140	33,021
(d)	Furniture and fixtures	2,478	-	413	(25)	2,866	739	264	(14)	989	1,877
	Furniture and fixtures	2,122	-	404	(25)	2,501	623	229	(14)	838	1,663
	R and D furniture and fixtures	356	-	9	-	365	116	35	-	151	214
	Previous year	2,211	18	269	(20)	2,478	512	235	(8)	739	1,739
(e)	Vehicles	61	-	15	-	76	32	9	-	41	35
	Vehicles	33	-	15	-	48	20	6	-	26	22
	R and D vehicles	28	-	-	-	28	12	3	-	15	13
	Previous year	58	-	3	-	61	24	8	-	32	29
(f)	Office equipment	473	-	77	(8)	542	260	71	(6)	325	217
	Office equipment	465	-	77	(8)	534	254	70	(6)	318	216
	R and D office equipment	8	-	-	-	8	6	1	-	7	1
	Previous year	390	-	87	(4)	473	196	68	(4)	260	213
(g)	Computers	1,375	-	253	(20)	1,608	758	242	(18)	982	626
	Computers	1,249	-	226	(20)	1,455	679	225	(18)	886	569
	R and D computers	126	-	27	-	153	79	17	-	96	57
	Previous year	1,068	3	308	(4)	1,375	538	223	(3)	758	617
Total		62,614	-	10,184	(401)	72,397	17,861	6,136	(122)	23,875	48,522
Total		58,823	-	10,135	(399)	68,559	16,886	5,861	(121)	22,626	45,933
Total R and D		3,791	-	49	(2)	3,838	975	275	(1)	1,249	2,589
Previous year		39,826	4,085	18,860	(157)	62,614	12,742	5,184	(65)	17,861	44,753
Capital work-in-progress		700	-	1,693	(619)	1,774	-	-	-	-	1,774
Previous year		1,659	-	688	(1,647)	700	-	-	-	-	700
											1,659

- 1 R and D denotes research and development.
- 2 Certain portions of land and building have been given on operating lease.
3. Amount of borrowing cost capitalised during the period Rs. 230 lacs (31 March, 2020 - Rs. 433 Lacs)

Notes to the standalone financial statements for the year ended 31 March 2021

Rs. in Lacs

3B. Intangible assets	Gross Block			Depreciation and amortisation			Net Book Value	
	As at 01 April 2020	Additions	Adjustments / disposals	As at 31 March 2021	For the year	Adjustments / disposals	As at 31 March 2021	As at 31 March 2020
(a) Brand	382	-	-	382	76	-	195	271
Brand	382	-	-	382	76	-	195	271
Previous year	382	-	-	382	35	-	271	347
(b) Computer software	1,827	156	(2)	1,981	176	(2)	330	350
Computer software	1,471	118	(2)	1,587	111	(2)	192	185
R and D computer software	356	38	-	394	65	-	138	165
Previous year	1,527	302	(2)	1,827	403	(2)	350	451
(c) Technical knowhow	4,378	-	-	4,378	617	-	2,341	2,958
Technical knowhow	960	-	-	960	202	-	620	758
R and D technical knowhow	3,418	-	-	3,418	479	-	1,721	2,200
Previous year	2,416	1,962	-	4,378	470	-	2,958	1,466
(d) Non-compete agreement	617	-	-	617	90	-	465	527
Non-compete agreement	617	-	-	617	90	-	465	527
Previous year	617	-	-	617	28	-	527	589
Total	7,204	156	(2)	7,358	931	(2)	4,027	4,106
Total	3,430	118	(2)	3,546	387	(2)	2,074	1,741
Total R and D	3,774	38	-	3,812	544	-	1,953	2,365
Previous year	4,942	2,264	(2)	7,204	1,011	(2)	3,098	2,853
Intangible assets under development	96	165	(29)	232	-	-	232	96
Previous year	581	67	(552)	96	-	-	96	581

- 1 R and D denotes research and development
- 2 The amortisation of intangible assets is disclosed in the face of Statement of Profit and Loss under the heading "Depreciation and amortisation expenses"
- 3 None of the above stated intangible assets are internally generated
- 4 The remaining useful life of significant intangible assets are as under:-

Description	Remaining useful life as at 31 March 2021
(a) Design Cost for washing machines	The entire net block would be amortised in 2 years.
(b) Engineering design and process for Industrial Laundrette Equipments	The entire net block would be amortised in 5 years.
(c) Design cost of Motors	The entire net block would be amortised in 3 years.
(d) Brand	The entire net block would be amortised in 3 years.
(e) Non-compete agreement	The entire net block would be amortised in 8 years.
(f) Design cost for Air Conditioner	The entire net block would be amortised in 4 years.
(g) Design cost for Washer Dryer	The entire net block would be amortised in 4 years.

Notes to the standalone financial statements for the year ended 31 March 2021

3C. Right of use assets		Gross Block				Depreciation and amortisation				Net Book Value	
		As at 01 April 2020	Additions	Adjustments / disposals	As at 31 March 2021	As at 01 April 2020	For the year	Adjustments / disposals	As at 31 March 2021	As at 31 March 2021	As at 31 March 2020
	Right of use assets	9,511	3,497	(2,370)	10,638	2,703	2,844	(1,743)	3,804	6,834	6,808
	Previous year	8,070	1,441	-	9,511	-	2,703	-	2,703	6,808	-
	<b>Total</b>	9,511	3,497	(2,370)	10,638	2,703	2,844	(1,743)	3,804	6,834	6,808
	Previous year	8,070	1,441	-	9,511	-	2,703	-	2,703	6,808	-

Right of use assets pertaining to 01 April, 2019 amounting to Rs. 8,070 lacs was recognised during 2019-20

#### 4. Investment property

Rs. in Lacs

Particulars	Gross Block / Net Book Value			
	As at 01 April, 2020	Additions	Adjustments/ disposals	As at 31 March 2021
Land	11	–	–	11
<b>Total</b>	11	–	–	11

1. The Company's investment properties consist of lands in India and it includes an amount of **Rs. 7 lacs** (31 March 2020: Rs. 7 lacs) being assets given on an operating lease.
2. As at 31 March 2021 and 31 March 2020 the fair values of the properties are **Rs. 645 lacs** and Rs. 586 lacs respectively. These valuations are based on valuations performed by NagChowdhury Associates, an accredited independent valuer. NagChowdhury Associates is a specialist in valuing these types of investment properties. A valuation model (market approach) in accordance with that recommended by Indian Institute of Surveyors has been applied. The fair value measurement can be categorised into level 3 category. Moreover there has been no change in the valuation technique as compared to 31 March, 2020.
3. The Company has no restrictions on the realisability of its investment properties and no contractual obligations to either purchase, construct or develop investment properties or for repairs, maintenance and enhancements.
4. Information regarding income and expenditure of investment property:

Particulars	Year ended	
	31 March 2021 Rs. in Lacs	31 March 2020 Rs. in Lacs
Rental income derived from investment property	6	6
Total profit arising from investment property	6	6

## 5. Investments

Particulars	As at 31 March 2021			As at 31 March 2020		
		Current	Non Current		Current	Non Current
	Nos	Rs. in Lacs	Rs. in Lacs	Nos	Rs. in Lacs	Rs. in Lacs
<b>(A) INVESTMENT IN EQUITY INSTRUMENTS</b>						
<b>Unquoted investments (fully paid)</b>						
<b>(i) Investment in subsidiaries (at cost)</b>						
- Trishan Metals Private Limited (equity shares of Rs. 10/- each)	2,34,74,020	-	2,630	1,20,00,000	-	1,200
- Global Automotive & Appliances Pte. Ltd. (ordinary shares of USD. 1/- each)	47,55,625	-	2,160	47,55,625	-	2,160
<b>(ii) Investment in others (at fair value through statement of profit and loss unless otherwise stated)</b>						
- Astrea Greentech Private Ltd (equity shares of Rs. 10/- each)	15,000	-	225		-	-
		-	5,015		-	3,360

## Notes to the standalone financial statements for the year ended 31 March 2021

### 5. Investments (Contd.)

Particulars	As at 31 March 2021			As at 31 March 2020		
		Current	Non Current		Current	Non Current
	Nos	Rs. in Lacs	Rs. in Lacs	Nos	Rs. in Lacs	Rs. in Lacs
<b>(B) INVESTMENT IN MUTUAL FUNDS</b>						
<b>At fair value through statement of profit and loss</b>						
a) Aditya Birla Sun Life Saving Fund - Direct plan- growth (face value Rs 100/-)	2,93,986	1,255	-	-	-	-
b) AXIS Liquid Fund - Direct plan- growth (face value Rs. 100/-)	4,377	100	-	56,970	1,256	-
c) Edelweiss Arbitrage Fund - Growth plan (face value Rs 10/-)	54,62,724	860	-	-	-	-
d) HDFC Liquid Fund - Direct plan-growth (face value Rs. 1000/-)	-	-	-	80,833	3,158	-
e) HDFC low duration fund - Direct plan- growth (face value Rs /- 10)	13,38,232	637	-	-	-	-
f) HDFC Money Market Fund - Direct plan- growth (face value Rs 1000/-)	20,036	896	-	-	-	-
g) HDFC Short term Debt Fund - Dividend reinvestment-fortnightly (face value Rs. 10/-)	99,11,019	2,472	-	1,31,97,202	1,361	-
h) ICICI Prudential Liquid - Direct plan - daily dividend (face value Rs.100/-)	-	-	-	9,77,276	978	-
i) ICICI Prudential Money Market Fund Option - Direct plan daily dividend (face value Rs. 100/-)	-	-	-	14,44,108	1,446	-
j) ICICI Prudential Liquid - Direct plan - growth (face value Rs 100/-)	5,62,495	1,714	-	12,84,678	3,774	-
k) ICICI Prudential Ultra Short term fund - Direct plan - growth (face value Rs 10/- )	1,43,18,024	3,276	-	-	-	-
l) ICICI Prudential money market fund - Direct plan - growth (face value Rs 100/-)	6,92,656	2,045	-	-	-	-
m) ICICI Prudential Short term fund - Direct plan - growth (face value Rs 10/-)	45,80,803	2,227	-	-	-	-
n) IDFC Arbitrage Fund - Direct plan - growth (face value Rs 10/-)	32,13,512	860	-	-	-	-
o) Kotak Equity Arbitrage fund - Direct plan- growth (face value Rs 10/-)	28,22,760	855	-	55,15,321	1,603	-
p) Kotak Bond Fund - Direct plan - growth (face value Rs 10/-)	15,83,113	688	-	-	-	-
q) Kotak Money Market Fund - Direct plan - growth (face value Rs 1000/-)	20,778	724	-	-	-	-

Notes to the standalone financial statements for the year ended 31 March 2021

5. **Investments** (Contd.)

Particulars	As at 31 March 2021			As at 31 March 2020		
	Nos	Current	Non Current	Nos	Current	Non Current
		Rs. in Lacs	Rs. in Lacs		Rs. in Lacs	Rs. in Lacs
r) Kotak Floating Rate Fund - Direct plan- growth (face value Rs 1000/-)	88,645	1,026	-	-	-	-
s) SBI Magnum Ultra Short Duration Fund - Growth plan - growth option (face value Rs. 1000/-)	13,621	643	-	-	-	-
t) SBI Magnum Low Duration Fund - Direct plan - growth (face value Rs 2000/-)	1,33,824	3,741	-	-	-	-
u) Trust MF Banking & PSU Debt Fund - Direct plan- growth (face value Rs 1000/-)	1,79,991	1,803	-	-	-	-
v) UTI Arbitrage fund - Direct plan- growth (face value Rs 10/-)	-	-	-	62,35,374	1,704	-
<b>Total</b>		<b>25,822</b>	<b>-</b>		<b>15,280</b>	<b>-</b>
<b>Total investments</b>		<b>25,822</b>	<b>5,015</b>		<b>15,280</b>	<b>3,360</b>
<b>Other disclosures</b>						
Aggregate amount of unquoted investments		25,822	5,015		15,280	3,360
Aggregate amount of impairment in value of investments		-	-		-	-

**Details of investment in subsidiaries :**

- Name  
  
Principal place of business  
Proportion of the ownership interest and voting rights held  
Method used to account for above stated subsidiary
- Name  
  
Principal place of business  
Proportion of the ownership interest and voting rights held  
Method used to account for above stated subsidiary

As at 31 March 2021	As at 31 March 2020
<b>Trishan Metals Private Limited</b> <b>West Bengal</b> <b>100.00%</b> <b>Cost</b>	Trishan Metals Private Limited  West Bengal 51.12% Cost
<b>Global Automotive &amp; Appliances Pte. Ltd</b> <b>Singapore</b> <b>100%</b> <b>Cost</b>	Global Automotive & Appliances Pte. Ltd Singapore 100% Cost

## Notes to the standalone financial statements for the year ended 31 March 2021

### 6. Loans

Particulars	As at 31 March 2021		As at 31 March 2020	
	Current	Non Current	Current	Non Current
	Rs. in Lacs	Rs. in Lacs	Rs. in Lacs	Rs. in Lacs
Unsecured, considered good				
- Loans to related parties (refer note 37)	2	2	1	1
- Other loans to employees	51	49	54	54
<b>Total</b>	<b>53</b>	<b>51</b>	<b>55</b>	<b>55</b>

### 7. Other financial assets

Particulars	As at 31 March 2021		As at 31 March 2020	
	Current	Non Current	Current	Non Current
	Rs. in Lacs	Rs. in Lacs	Rs. in Lacs	Rs. in Lacs
Margin money with more than 12 months maturity	-	31	-	31
Bank deposit with more than 12 months maturity	-	48	-	1
Security deposits				
- to related parties (unsecured, considered good) - refer note 37	-	58	-	58
- to others				
(i) Unsecured, considered good	31	1,278	64	1,298
(ii) Unsecured, considered doubtful	-	14	-	14
Less: Allowance for doubtful deposits	-	14	-	14
Others				
- Derivative instruments at fair value through profit or loss and not designated as hedges	65	313	286	934
- Interest accrued on fixed deposits	66	1	73	34
- Insurance claim receivable	-	-	1	-
- Other receivable from related parties - refer note 37	170	-	8	-
<b>Total</b>	<b>332</b>	<b>1,729</b>	<b>432</b>	<b>2,356</b>
Security deposit to related parties includes advances to private limited companies in which any director is a director or a member	-	50	-	50

### 8. Income tax assets (net)

Particulars	As at 31 March 2021		As at 31 March 2020	
	Current	Non Current	Current	Non Current
	Rs. in Lacs	Rs. in Lacs	Rs. in Lacs	Rs. in Lacs
Advance tax (net of provision)	645	-	-	1,829
<b>Total</b>	<b>645</b>	<b>-</b>	<b>-</b>	<b>1,829</b>

## Notes to the standalone financial statements for the year ended 31 March 2021

### 9. Other assets

Particulars	As at 31 March 2021		As at 31 March 2020	
	Current	Non Current	Current	Non Current
	Rs. in Lacs	Rs. in Lacs	Rs. in Lacs	Rs. in Lacs
Capital advance	–	764	–	3,278
Advances other than capital advance				
- deposit with statutory authorities	140	424	61	414
- advances with statutory authorities	3,397	23	4,668	719
- advances with related parties (refer note 37)	2,047	–	1,209	–
Other advances				
- advances for goods and services	2,024	15	1,392	14
less: allowance for doubtful advances	–	14	–	14
- prepaid expenses	673	–	489	–
<b>Total</b>	<b>8,281</b>	<b>1,212</b>	<b>7,819</b>	<b>4,411</b>
Advance with related parties includes advances to private limited companies in which any director is a director or a member	2,005	–	1092	–

### 10. Inventories (valued at lower of cost and net realisable value)

Particulars	As at 31 March 2021	As at 31 March 2020
	Rs. in Lacs	Rs. in Lacs
Raw materials	17,995	13,596
Work-in-progress	2,795	2,754
Finished goods	12,777	10,951
Stock-in-trade	6,307	6,524
Stores and spares	5,188	3,512
<b>Total</b>	<b>45,062</b>	<b>37,337</b>
<b>The above includes goods in transit as under:</b>		
Raw materials	4,804	3,044
Stock-in-trade	2,614	918
Stores and spares	136	48
	<b>7,554</b>	<b>4,010</b>

- The cost of inventories recognised as an expense during the year was **Rs. 1,79,809 lacs** (31 March 2020: Rs. 1,69,162 lacs).
- The cost of inventories recognised as an expense includes **Rs. 443 lacs** (31 March 2020 : Rs. 500 lacs) in respect of write-downs of inventory to its net realisable value. Further a sum of **Rs. 381 lacs** (31 March 2020: Rs. 232 lacs) is in respect of reversal of such write-downs. The write downs have been reduced primarily as a result of increased sales price or subsequent disposals.
- Carrying amount of inventories carried at fair value **Rs. 558 Lacs** (31 March 2020: Rs. 1054 lacs).
- During the year ended 31 March 2020, carrying amount of inventories of **Rs. 1036 lacs** (**Rs. 1157 lacs including taxes and freight**) was charged off on account of loss of Inventory lying at a warehouse of the Company due to fire on 2 December, 2019. The Insurance claim for the same was lodged and the same was treated as exceptional loss. The claim survey process is still on.
- Carrying amount of inventories pledged as security for borrowings **Rs. 45,062 lacs** (31 March 2020: Rs. 37,337 lacs).



## Notes to the standalone financial statements for the year ended 31 March 2021

### 11. Trade receivables

Particulars	As at 31 March 2021 Rs. in Lacs	As at 31 March 2020 Rs. in Lacs
<b>Unsecured, considered good</b>		
- receivable from subsidiaries	2	41
- receivable from related parties other than subsidiaries(*) (refer note 37)	3,365	1,969
- receivable from others	20,983	16,504
<b>Unsecured, considered doubtful</b>		
- receivable from others	229	128
Less: allowances for doubtful debt	(229)	(128)
<b>Total</b>	<b>24,350</b>	<b>18,514</b>

(\*) Includes trade receivable from private limited companies in which any director is a director or a member

3,339 1968

#### Transfer of financial assets

The Company discounted certain trade receivable with an aggregate carrying amount of Nil (31 March 2020: Rs. 760 lacs) to a bank for cash proceeds of Nil (31 March 2020: Rs. 751 lacs). If the trade receivable are not paid at maturity, the bank has the right to request the Company to pay the unsettled balance. As the Company has not transferred the significant risks and rewards relating to these trade receivable, it continues to recognise the full carrying amount of the receivables and has recognised the cash received on the transfer as a secured borrowings.

At the end of the reporting period, there were no trade receivable that has been transferred but have not been derecognised and the corresponding associated liability.

### 12. Cash and cash equivalents

Particulars	As at 31 March 2021 Rs. in Lacs	As at 31 March 2020 Rs. in Lacs
Balances with banks		
- current account	6,736	4,389
- deposit account	2,245	5,672
Cheques on hand	499	13
Cash on hand	55	66
<b>Total</b>	<b>9,535</b>	<b>10,140</b>

## Notes to the standalone financial statements for the year ended 31 March 2021

### 13. Other bank balances

Particulars	As at 31 March 2021	As at 31 March 2020
	Rs. in Lacs	Rs. in Lacs
In deposit account	2,026	1,949
<b>Total</b>	<b>2,026</b>	<b>1,949</b>

### 14. Equity share capital

Particulars	As at 31 March 2021		As at 31 March 2020	
	No. of shares	Rs. in Lacs	No. of shares	Rs. in Lacs
<b>Authorised share capital</b>				
Equity shares of Rs. 10 each	6,50,00,000	6,500	6,50,00,000	6,500
<b>Total</b>	<b>6,50,00,000</b>	<b>6,500</b>	<b>6,50,00,000</b>	<b>6,500</b>

Particulars	As at 31 March 2021		As at 31 March 2020	
	No. of shares	Rs. in Lacs	No. of shares	Rs. in Lacs
<b>Issued, subscribed and fully paid up</b>				
Equity shares of Rs. 10 each	4,05,18,796	4,052	4,05,18,796	4,052
<b>Forfeited shares</b>				
30,50,000 (31 March 2020: 30,50,000) equity shares of Rs. 10 each, Rs. 2.50 paid - up	–	76	–	76
<b>Total</b>	<b>40,518,796</b>	<b>4,128</b>	<b>4,05,18,796</b>	<b>4,128</b>

**There has been no change in equity share capital during the year.**

#### **Rights, preferences and restrictions attached to equity shares**

The Company has a single class of equity shares. Accordingly, all equity shares rank equally with regard to dividends and share in the Company's residual assets. The equity shares are entitled to receive dividend as declared from time to time. The voting rights of an equity shareholder on a poll (not on show of hands) are in proportion to its share of the paid-up equity capital of the Company.

Voting rights cannot be exercised in respect of shares on which any call or other sums presently payable have not been paid.

In the event of liquidation of the Company, the holders of equity shares will be entitled to receive the residual assets of the Company, remaining after distribution of all preferential amounts in proportion to the number of equity shares held.

## Notes to the standalone financial statements for the year ended 31 March 2021

### Details of shareholders holding more than 5% equity shares in the Company

Particulars	As at 31 March 2021		As at 31 March 2020	
	%	No. of shares	%	No. of shares
1. IFB Automotive Private Limited	46.54%	1,88,56,833	46.54%	1,88,56,833
2. Nurpur Gases Private Limited	14.83%	60,10,416	14.83%	60,10,416
3. Asansol Bottling & Packaging Company Private Limited	8.31%	33,66,428	8.31%	33,66,428
4. Jwalamukhi Investment Holdings	7.17%	29,06,115	7.17%	29,05,140

### 15. Non-current borrowings

Particulars	As at 31 March 2021	As at 31 March 2020
	Rs. in Lacs	Rs. in Lacs
Term loans from banks - secured	16,537	25,167
<b>Total</b>	<b>16,537</b>	<b>25,167</b>

- (a) **For sanction of credit facilities amounting to Rs. 2,000 lacs (including Capex Letter of Credit amounting to Rs. 1500 lacs as its sublimit) and Rs. 3,000 lacs by ICICI Bank Ltd. (Utilised as at 31.03.2021 Rs. 3,500 lacs), following securities have been created:**

- Exclusive charge over the movable properties including its movable plant and machinery, machinery spares, tools and accessories and other movables, both present and future, whether installed or not and whether now lying loose or in cases or which are now lying or stored in or about or shall hereafter from time to time during the continuance of the security of these presents be brought into or upon or be stored or be in or about all the borrower's factories, premises and godowns or wherever else the same may be or be held by any party to the order or disposition of the borrower or in the course of transit or in high seas or on order, or delivery, howsoever and wheresoever in the possession of the borrower and either by way of substitution or addition in such manner that the security cover of 1.25 times is maintained. For the limit utilised the Term Loan is repayable in 20 quarterly instalments starting from 19 May, 2022.

- (b) **For sanction of credit facilities amounting to Rs. 6,000 lacs and Rs. 1,000 lacs by DBS Bank India Ltd., following securities have been created:**

- Hypothecation by way of first and exclusive floating charge all present and future moveable plant and machinery, equipment, appliances, furniture, vehicles, machinery, spares and stores, tools and accessories and other moveables whether or not installed and whether lying loose or in cases or which are now lying or stored in or about and may hereafter from time to time during the currency of this deed be brought into or upon or be stored in or about all the counterparty's factories, premises, warehouses and godowns or wherever else the same may be or be held by any party to the order or disposition of the counterparty or in the courses of transit or on high seas or on order, or delivery, howsoever and wheresoever in the possession of the counterparty and either by way of substitution or addition (all pertaining to borrower's units located at Kolkata and Bangalore) stored or to be stored at the Company's Godowns or premises or wherever else the same may be except asset charged specifically for debt availed, if any for purchase of conventional press line subject to NOC being sought from DBS). The Term Loan as at 31 March, 2021 is repayable in 15 equal quarterly instalments starting from 11 March, 2021.

- (c) **For sanction of external commercial borrowings amounting to USD 200 lacs by Standard Chartered Bank, London, following securities have been created:**

- Hypothecation by way of first and exclusive charge over all present and future moveable properties of the borrower pertaining to the proposed capex for setting up of facility for manufacturing of air conditioners in Goa and on the existing plant and machinery of washing machine division at Goa (Verna) plant (except exclusive charge to

## Notes to the standalone financial statements for the year ended 31 March 2021

term lenders), including without limitations its moveable plant and machinery, furniture and fittings, equipments, computers, hardware, computer software, machinery spares, tools and accessories and other movables, both whether now lying loose or in cases or which are now lying or stored in or about or shall hereafter from time to time during the continuance of the security of these presents be brought into or upon or be stored or be in or about all the borrower's premises, warehouses, stockyards and godowns or those of the borrower's agents, affiliates, associates or representatives or at various worksites or at any upcountry place or places wherever else the same maybe or be held by any party including, without limitation, the following plot no. N-7, Phase IV, Survey No. 261/10, Verna Industrial Estate, Verna, Goa - 403722. The external commercial borrowings standing at USD 160 lacs as at 31 March, 2021 is repayable in 13 equal quarterly instalments starting from 1 October, 2021.

**(d) For sanction of credit facilities amounting to Rs.5000 lacs by ICICI Bank Ltd., following securities have been created:**

- First and pari passu charge on all the current assets of the Company - the whole of the Company's stocks of raw materials, good-in-process, semi-finished and finished goods, consumable stores and spares and such other moveables, including book debts, bills whether documentary or clean, both present and future, whether in the possession or under the control of the borrower or not, whether now lying loose or in cases or which are now lying or stored in or about or shall hereafter from time to time during the continuance of these presents be brought into or upon or be stored or be in or about all the Borrower's factories, premises and godowns situated at all places of business or wherever else the same may be or be held by any party to the order or disposition of the borrower or in course of transit or on high seas or on order or delivery.
- Hypothecation by way of second charge on the moveable properties of the Company (save and except current assets) including its moveable plant and machinery, machinery spares, tools and accessories, non-trade receivables and other moveables both present and future whether in the possession or under the control of the borrower or not, whether installed or not and whether now lying loose or in cases or which are now lying or stored in or about or shall hereafter from time to time during the continuance of these presents be brought into or upon or be stored or be in or about all the Borrower's factories, premises and godowns situated at all places of business or wherever else the same may be or be held by any party to the order or disposition of the borrower or in course of transit or on high seas or on order or delivery.
- Hypothecation by way of first and pari passu charge on the receivables of the Company - all amounts owing to and received and / or receivable by, the borrower and / or any person on its behalf, all book debts, all cash flows and receivables and proceeds arising from / in connection with business and all rights, titles, interest, benefits, claims and demand whatsoever of the borrower into or in respect of all the aforesaid assets, including but not limited to the borrower's cash-in-hand, both present and future. This facility remains unutilised as at 31 March, 2021.

The scheduled maturity of the above borrowings is as under:

Particulars	As at 31 March 2021 Rs. in Lacs	As at 31 March 2020 Rs. in Lacs
Repayable in first year	3,056	717
<b>Current maturities of long-term debt (refer note 16)</b>	<b>3,056</b>	<b>717</b>
In the second year	5,555	4,195
In the third to fifth year	10,282	19,572
Beyond fifth year	700	1,400
<b>Non-current borrowings</b>	<b>16,537</b>	<b>25,167</b>

## Notes to the standalone financial statements for the year ended 31 March 2021

### 16. Other financial liabilities

Particulars	As at 31 March 2021		As at 31 March 2020	
	Current	Non Current	Current	Non Current
	Rs. in Lacs	Rs. in Lacs	Rs. in Lacs	Rs. in Lacs
Current maturities of long-term debt (refer note 15)	3,056	–	717	–
Interest accrued but not due on borrowings	297	–	332	–
Derivative instruments at fair value through statement of profit and loss and not designated as hedges	181	–	49	–
Others				
- Security deposit	759	45	577	26
- Payable for property, plant and equipment and intangibles	558	–	700	–
<b>Total</b>	<b>4,851</b>	<b>45</b>	<b>2,375</b>	<b>26</b>

### 17. Other liabilities

Particulars	As at 31 March 2021		As at 31 March 2020	
	Current	Non Current	Current	Non Current
	Rs. in Lacs	Rs. in Lacs	Rs. in Lacs	Rs. in Lacs
Income received in advance on annual maintenance contracts and extended warranty services	4,613	992	3,466	1,651
Deferred government grant	131	1,559	–	–
Advance from customers	3,107	–	1,948	–
Others				
- Statutory liabilities	3,110	–	1,775	–
<b>Total</b>	<b>10,961</b>	<b>2,551</b>	<b>7,189</b>	<b>1,651</b>

### 18. Provisions

Particulars	As at 31 March 2021		As at 31 March 2020	
	Current	Non Current	Current	Non Current
	Rs. in Lacs	Rs. in Lacs	Rs. in Lacs	Rs. in Lacs
Provision for employee benefits				
Gratuity (Refer note 32)	–	709	–	1,260
Leave	–	893	–	1,376
Sick Leave	77	391	67	349
Others				
Warranty	527	3,902	355	3,550
<b>Total</b>	<b>604</b>	<b>5,895</b>	<b>422</b>	<b>6,535</b>

## Notes to the standalone financial statements for the year ended 31 March 2021

### Details of movement in warranty provisions

	Rs. in Lacs
Balance as at 01 April 2019	2,914
Additional provisions recognised	2,024
Effect of unwinding of discount	195
Amounts used (i.e. incurred and charged against the provision) during the period	(1,228)
Balance as at 31 March 2020	3,905
Additional provisions recognised	1,544
Effect of unwinding of discount	221
Amounts used (i.e. incurred and charged against the provision) during the period	(1,241)
<b>Balance as at 31 March 2021</b>	<b>4,429</b>

a. Provision is estimated in respect of warranty cost in the year of sale of goods and it represents the present value of the management's best estimate of the future outflow of economic benefit that will be required under the Company's obligation for warranties.

b. Provision for warranty is expected to be utilised over a period of 1 to 5 years.

c. The estimates may vary as a result of product quality, availability of spare parts, price of raw materials, altered manufacturing processes and discount rates.

d. Warranty costs are estimated by the management on the basis of a technical evaluation and based on specific warranties, claims and claim history.

### 19. Deferred tax liabilities (net)

Particulars	As at 31 March 2021 Rs. in Lacs	As at 31 March 2020 Rs. in Lacs
Deferred tax liabilities	5,052	4,506
Less: Deferred tax assets	2,376	3,702
<b>Total Deferred tax liabilities (net)</b>	<b>2,676</b>	<b>804</b>

## Notes to the standalone financial statements for the year ended 31 March 2021

### Breakup of deferred tax liabilities / asset balances is as under:

	As at 31 March 2021 Rs. in Lacs	As at 31 March 2020 Rs. in Lacs
<b>Deferred tax liabilities</b>		
On provision for warranty	247	259
On changes in fair value of investments	94	16
On property, plant and equipment and intangible assets	4,711	4,231
	<u>5,052</u>	<u>4,506</u>
<b>Deferred tax assets</b>		
On unused tax credits (Minimum Alternate Tax Credit)	–	1,834
On tax losses	–	407
On allowance for doubtful debts and advances	90	55
On government grants	591	–
On employee benefits	1,625	1,336
Other timing differences	70	70
	<u>2,376</u>	<u>3,702</u>
<b>Deferred tax liabilities (net)</b>	<u>2,676</u>	<u>804</u>

### Movement of deferred tax (assets) / liabilities (net) is as under

Particulars	As at 31 March 2021 Rs. in Lacs	As at 31 March 2020 Rs. in Lacs
<b>Deferred tax liabilities / (assets) as at the beginning of the year</b>	804	601
Deferred tax for the year recognised in profit and loss (@)	38	387
Minimum alternate tax credit for the year (@)	–	(389)
Minimum alternate tax credit related to previous years - Net (@)	4	1
Minimum alternate tax credit utilisation relating to previous years	76	203
Minimum alternate tax credit utilised during the year	1,754	1
<b>Deferred tax liabilities as at the end of the year</b>	<u>2,676</u>	<u>804</u>

(@) refer note 30

## Notes to the standalone financial statements for the year ended 31 March 2021

### 20. Current borrowings

	As at 31 March 2021 Rs. in Lacs	As at 31 March 2020 Rs. in Lacs
<b>Secured</b>		
Loans from banks		
- Working capital buyers credit	2,342	2,606
<b>Total</b>	<b>2,342</b>	<b>2,606</b>

#### Hypothecation details for credit facilities

**For sanction of working capital facility amounting to Rs 10,000 lacs by Standard Chartered Bank, following securities have been created:**

- First pari passu charge on the entire current assets, both present and future.
- First and exclusive charge on the plant & machinery of washing machine division at Goa (Verna) plant (both present and future).
- First and exclusive charge over the plant & machinery of air-conditioner division at Goa, (both present and future).

**For sanction of capex facility amounting to Rs 2,000 lacs by Standard Chartered Bank, following securities have been created:**

- First and exclusive charge on the plant & machinery of washing machine division at Goa (Verna) plant (both present and future).
- First and exclusive charge over the plant & machinery of air-conditioner division at Goa, (both present and future).

### 21. Revenue from operations

	For the year ended 31 March 2021 Rs. in Lacs	For the year ended 31 March 2020 Rs. in Lacs
Gross revenue from sale of manufactured products	2,47,497	2,15,228
Revenue from sale of traded products	82,790	97,193
<b>Total sale of products</b>	<b>3,30,287</b>	<b>3,12,421</b>
Less: trade schemes and discounts	70,442	69,480
<b>Sale of products (net of trade schemes and discounts)</b>	<b>2,59,845</b>	<b>2,42,941</b>
Sale of services	7,812	8,616
Other operating revenues		
- Scrap sales	3,962	3,458
- Others	33	127
	<b>2,71,652</b>	<b>2,55,142</b>



## Notes to the standalone financial statements for the year ended 31 March 2021

### Details of sale of products

	For the year ended 31 March 2021 Rs. in Lacs	For the year ended 31 March 2020 Rs. in Lacs
<b>A. Finished goods</b>		
Press tools and dies	1,553	743
Fine blanked components	39,352	38,406
Motor	3,259	2,772
Home appliances		
- Washing machines	1,72,944	1,67,369
- Dryers	2,560	2,213
- Industrial Launderete Equipments	2,198	2,769
- Air conditioners	24,557	-
Others	1,074	956
	<u>2,47,497</u>	<u>2,15,228</u>
<b>B. Stock-in-trade</b>		
Home appliances		
- Microwave ovens	31,198	26,600
- Accessories and additives	22,211	20,159
- Dishwashers	11,811	6,156
- Air conditioners	3,388	31,974
- Spares	11,135	8,925
Others	3,047	3,379
	<u>82,790</u>	<u>97,193</u>
<b>Details of sale of services :</b>		
Annual maintenance/ service contracts income	6,672	7,214
Extended warranty income	209	182
Others	931	1,220
	<u>7,812</u>	<u>8,616</u>

Notes to the standalone financial statements for the year ended 31 March 2021

**22. Other income**

	For the year ended 31 March 2021 Rs. in Lacs	For the year ended 31 March 2020 Rs. in Lacs
<b>Interest income</b>		
- Interest on financial assets measured at amortised cost	443	312
- Other interest	161	5
<b>Dividend from investments in mutual fund</b>	23	331
<b>Other non-operating income</b>		
(i) Operating lease rental income		
- Investment property	6	6
- Others	161	73
(ii) Net loss on disposal of property, plant and equipment	13	(3)
(iii) Net foreign exchange gain / (loss)	711	(1,401)
(iv) Net gain / (loss) arising on financial instruments measured at fair value through statement of profit and loss (FVTPL)		
- Mutual fund	783	101
- Derivative instrument	(974)	1,413
(v) Net gain / (loss) on disposal of financial instrument measured at FVTPL		
- Mutual fund	98	(76)
(vi) Insurance claim received	71	52
(vii) Write back of liabilities no longer required (@)	118	57
(viii) Write back of provision on debts/advances no longer required	3	47
(ix) Income in respect to deferred revenue from government grant	12	-
(x) Miscellaneous income	285	359
	<u>1,914</u>	<u>1,276</u>

(@) includes write back of lease liability amounting to Rs. 44 lacs (31 March, 2020: Nil) (Refer note 34)

**23. Cost of materials consumed**

	For the year ended 31 March 2021 Rs. in Lacs	For the year ended 31 March 2020 Rs. in Lacs
<b>Raw material consumed</b>		
Raw material inventory at the beginning of the year	13,596	9,941
Add: Fair value of raw material acquired on business acquisition	-	127
Add: Purchases during the year	1,26,383	1,03,737
	<u>1,39,979</u>	<u>1,13,805</u>
Raw material inventory at the end of the year	17,995	13,596
<b>Cost of materials consumed</b>	<u>1,21,984</u>	<u>1,00,209</u>
<b>Expenditure related to research and development at Verna, Goa included in note 23 are:</b>		
Raw material consumed	207	148

## Notes to the standalone financial statements for the year ended 31 March 2021

### 24. Purchases of stock-in-trade

	For the year ended 31 March 2021 Rs. in Lacs	For the year ended 31 March 2020 Rs. in Lacs
Home appliances		
- Microwave ovens	13,374	10,821
- Accessories and additives	8,631	8,940
- Dishwashers	8,831	3,108
- Air conditioners	57	12,918
- Others	1,150	1,732
	<u>32,043</u>	<u>37,519</u>

### 25. Changes in inventories of finished goods, stock-in-trade and work-in-progress

	For the year ended 31 March 2021 Rs. in Lacs	For the year ended 31 March 2020 Rs. in Lacs
<b>Inventories as at the end of the year</b>		
Stock-in-trade	6,307	6,524
Work-in-progress (@@)	2,795	2,073
Finished goods	12,777	10,951
(A)	<u>21,879</u>	<u>19,548</u>
<b>Inventories as at the beginning of the year</b>		
Stock-in-trade	6,524	13,313
Work-in-progress	2,073	2,087
Fair value of Finished goods acquired on business acquisition	-	7
Fair value of work-in-progress acquired on business acquisition	-	105
Finished goods	10,951	10,664
(B)	<u>19,548</u>	<u>26,176</u>
(B – A)	<u>(2,331)</u>	<u>6,628</u>
<b>Details of inventories</b>		
<b>Stock-in-trade</b>		
- Microwave ovens	1,511	1,870
- Accessories and additives	866	904
- Dishwashers	3,153	875
- Air conditioners	62	2,019
- Kitchen Appliances	238	417
- Others	477	439
	<u>6,307</u>	<u>6,524</u>

Notes to the standalone financial statements for the year ended 31 March 2021

	For the year ended 31 March 2021 Rs. in Lacs	For the year ended 31 March 2020 Rs. in Lacs
<b>Finished goods</b>		
- Washing machines	6,118	8,555
- Industrial Launderete Equipments	44	222
- Dryers	279	120
- Fine blanked components	1,269	1,588
- Press tools and dies	309	331
- Air conditioners	4,178	62
- Others	580	73
	<u>12,777</u>	<u>10,951</u>

(@@) Includes semi finished fine blanked components and semi finished press tools and dies amounting to **Rs. 1,694 Lacs**  
(31 March 2020: Rs. 1,494 Lacs)

**26. Employee benefits expense**

	For the year ended 31 March 2021 Rs. in Lacs	For the year ended 31 March 2020 Rs. in Lacs
Salaries and wages	24,484	24,042
Contribution to provident and other funds	2,412	2,107
Staff welfare expenses	2,666	2,636
	<u>29,562</u>	<u>28,785</u>
<b>Expenditure related to research and development at Verna, Goa included in note 26 are:</b>		
Salaries and wages	2,535	2,789
Contribution to provident and other funds	221	258
Staff welfare expenses	94	113
	<u>2,850</u>	<u>3,160</u>

**27. Finance costs**

	For the year ended 31 March 2021 Rs. in Lacs	For the year ended 31 March 2020 Rs. in Lacs
Interest on financial liabilities measured at amortised cost	2,126	675
Effect of unwinding of discount for warranty provision	221	195
Interest on discounting of lease liability	539	580
Others	49	-
	<u>2,935</u>	<u>1,450</u>

## Notes to the standalone financial statements for the year ended 31 March 2021

### 28. Depreciation and amortisation expense

	For the year ended 31 March 2021 Rs. in Lacs	For the year ended 31 March 2020 Rs. in Lacs
Depreciation of property, plant and equipment	6,136	5,184
Amortisation of intangible assets	931	1,011
Depreciation of right of use assets	2,844	2,703
	<u>9,911</u>	<u>8,898</u>

### 29. Other expenses

	For the year ended 31 March 2021 Rs. in Lacs	For the year ended 31 March 2020 Rs. in Lacs
Consumption of stores and spare parts	14,535	13,317
Rent	348	797
Insurance	365	243
Freight, octroi and carriage	9,062	8,677
Power and fuels	2,697	2,615
Ancillary cost	6,937	6,110
Rates and taxes	507	280
Expenditure on corporate social responsibility	157	69
Office expenses	4,938	4,615
Advertisement and sales promotion	17,006	18,087
Travelling	1,269	3,345
Repairs		
Buildings	76	117
Plant and machinery	1,018	1,061
Others	770	724
Write-off of property, plant and equipment	153	88
Write-off of debts/ advances	18	57
Allowances for doubtful debts	104	76
Bank charges	247	193
Directors' sitting fees	60	35
Service expenses	5,100	5,302
Warranty expenses	1,544	2,024
Miscellaneous expenses	2,597	2,275
	<u>69,508</u>	<u>70,107</u>

#### Payment to statutory auditors included under office expenses (excluding taxes)

As auditors		
Audit fees	47	47
Tax audit fees	16	16
Limited review fees	18	18
Others	22	20
Reimbursement of expenses	3	3
	<u>106</u>	<u>104</u>

Notes to the standalone financial statements for the year ended 31 March 2021

	For the year ended 31 March 2021 Rs. in Lacs	For the year ended 31 March 2020 Rs. in Lacs
<b>Expenditure on corporate social responsibility</b>		
(a) Gross amount required to be spent by the company during the year	157	183
(b) Amount spent during the year on purpose other than construction/acquisition of assets in cash	157	69
<b>Expenditure related to research and development at Verna, Goa included in note 29 are:</b>		
Rent	18	15
Power and fuels	100	88
Ancillary cost	5	10
Rates and taxes	2	1
Office expenses	302	287
Travelling	21	89
Repairs		
Building	1	3
Plant and machinery	6	13
Others	3	2
Write-off of property, plant and equipment	1	2
Miscellaneous expenses	44	66
	<u>503</u>	<u>576</u>
<b>30. Tax expense</b>		
	For the year ended 31 March 2021 Rs. in Lacs	For the year ended 31 March 2020 Rs. in Lacs
<b>A. Amount recognised in statement of profit and loss</b>		
<b>Current tax</b>		
Income tax for the year	3,666	389
Adjustments related to previous years (net)	72	(217)
<b>Total current tax</b>	<u>3,738</u>	<u>172</u>
<b>Deferred tax</b>		
Deferred tax for the year	38	387
Minimum alternate tax credit for the year	-	(389)
Minimum alternate tax credit related to previous years (net)	4	1
<b>Total deferred tax</b>	<u>42</u>	<u>(1)</u>
	<u>3,780</u>	<u>171</u>

## Notes to the standalone financial statements for the year ended 31 March 2021

	For the year ended 31 March 2021 Rs. in Lacs	For the year ended 31 March 2020 Rs. in Lacs
<b>B. Amount recognised in other comprehensive income</b>		
<b>Current tax:</b>		
On items that will not be reclassified to profit or loss		
- Remeasurements of the defined benefit liabilities / (asset)	(25)	-
	(25)	-
<b>C. Reconciliation of effective tax rate</b>		
The income tax expense for the year can be reconciled to the accounting profit as follows:		
<b>Profit before tax</b>	9,954	2,970
Income tax expense calculated @ 34.944% (31 March 2020 - 34.944%) (*)	3,478	1,038
Effect of income not taxable	-	(116)
Effect of additional deductions under tax	27	(730)
Effect of different tax rate on certain items	3	(25)
Effect of non allowable expenses	196	220
Effect of adjustments relating to earlier year	76	(216)
<b>Income tax recognised in Statement of Profit and Loss</b>	3,780	171
Tax rate used for current tax	34.944%	34.944%
Tax rate used for deferred tax	34.944%	34.944%
(*) The applicable tax rate is as prescribed by the Income Tax Act 1961		

### 31. Earnings per share

	For the year ended 31 March 2021 Rs. in Lacs	For the year ended 31 March 2020 Rs. in Lacs
(a) Profit after taxes available to equity shareholders	6,174	2,799
(b) Weighted average number of equity shares outstanding	4,05,18,796	4,05,18,796
(c) Basic and diluted earnings per equity share of face value Rs. 10 each (in Rs.) [(a)/(b)]	15.24	6.91

### 32. Defined benefit plan - Gratuity

The Company operates a defined benefit plan for gratuity for its employees. It is administered through approved trust in accordance with its trust deeds and rules. The concerned trusts are managed by trustees who provide guidance with regard to the management of their assets and liabilities and review their performance periodically. Risk mitigation systems are in place to ensure that the health of the portfolio is regularly reviewed and the investments do not pose any significant risk of impairment. Periodic audits are conducted to ensure the adequacy of internal controls.

The liability arising in the defined benefit plan is determined by an independent professionally qualified actuary using the projected unit credit method.

## Notes to the standalone financial statements for the year ended 31 March 2021

### Risk management

The risks commonly affecting the gratuity liability and the financial results are expected to be:

1. Interest rate risk - The defined benefit obligation calculated uses a discount rate based on government bonds. If bond yield falls, the defined benefit obligations will tend to increase.
2. Salary Inflation risk - Higher the expected increase in salary will increase the defined benefit obligation.
3. Demographic risk - This is the risk of variability of results due to unsystematic nature of decrements that include mortality, withdrawal, disability and retirement. The effect of these decrements on the defined benefit obligation is not straight forward and depends upon the combination of salary increase, discount rate and vesting criteria. It is important not to overstate withdrawals because in the financial analysis the retirement benefit of a short career employee typically costs less per year as compared to a long service employee.

### I. Changes in defined benefit obligations

Rs. in Lacs

		Gratuity (funded)	
		31 March 2021	31 March 2020
1.	Defined benefit obligations at the beginning of the year	6,111	4,672
2.	Current service cost	542	412
3.	Interest costs	366	321
4.	Acquisition cost / (credit)	57	159
5.	Effect of experience adjustment	59	404
6.	Effect of assumption change	77	293
7.	Benefits paid	(239)	(150)
8.	Defined benefit obligations at the end of the year	6,973	6,111

### II. Changes in fair value of plan assets

Rs. in Lacs

		Gratuity (funded)	
		31 March 2021	31 March 2020
1.	Fair value of assets at the beginning of the year	4,851	3,715
2.	Interest income on plan assets	328	287
3.	Employer contribution	1,260	958
4.	Return on plan assets (less than discount rate)	64	41
5.	Benefits paid	(239)	(150)
6.	Fair value of assets at the end of the year	6,264	4,851
7.	Actual returns	392	328



## Notes to the standalone financial statements for the year ended 31 March 2021

### III. Net assets / (liabilities) recognised in balance sheet

Rs. in Lacs

		Gratuity (funded)	
		31 March 2021	31 March 2020
1.	Defined benefit obligations	6,973	6,111
2.	Fair value of plan assets	6,264	4,851
3.	Funded status - deficit	709	1,260
4.	Net liability recognised in balance sheet		
	– Current	–	–
	– Non current	709	1,260

### IV. Components of employer expenses

Rs. in Lacs

		Gratuity (funded)	
		31 March 2021	31 March 2020
<b>Recognised in profit or loss</b>			
1.	Current service cost	542	412
2.	Net interest costs	38	34
3.	Total recognised in profit or loss (*)	580	446
<b>Recognised in other comprehensive income</b>			
1.	Effect of experience adjustment	59	404
2.	Effect of assumption change	77	293
3.	Return on plan assets (less than discount rate)	(64)	(41)
4.	Total recognised in other comprehensive income	72	656
<b>Total expense recognised in total comprehensive income</b>		<b>652</b>	<b>1,102</b>

(\*) recognised in "Contribution to provident and other funds" in "Employee benefits expense" under note 26

### V. Actuarial assumptions

	Gratuity (funded)	
	31 March 2021	31 March 2020
Discount rate	5.9%	6.1%
Rate of salary increase	10.0%	10.0%
Mortality rate	Indian Assured Lives Mortality (2006-08) Ult	Indian Assured Lives Mortality (2006-08) Ult
Withdrawal rate	10.0%	10.0%

The estimates of rate of escalation in salary considered in actuarial valuation, take into account inflation, seniority, promotion and other relevant factors including supply and demand in employment market.

Notes to the standalone financial statements for the year ended 31 March 2021

**VI. Plan asset information**

	Gratuity (funded)	
	31 March 2021	31 March 2020
Cash	1%	34%
Scheme of insurance - conventional products	99%	66%

In the absence of detailed information regarding plan assets which is funded with insurance companies, the composition of each major category of plan assets, the percentage or amount for each category to the fair value of plan assets has not been disclosed.

**VII. Net asset / (liability) recognised in balance sheet (including experience adjustment impact)**

		Rs. in Lacs	
		Gratuity (funded)	
		31 March 2021	31 March 2020
1.	Present value of defined benefit obligations	6,973	6,111
2.	Fair value of plan assets	6,264	4,851
3.	Funded Status - deficit	709	1,260
4.	Experience adjustment of plan assets -gain/(loss)	64	41
5.	Experience adjustment of obligations - (loss)	(59)	(404)

**VIII. Expected employer contribution for the next year (Rs. in lacs)** 709                      1,260

**IX. Sensitivity analysis**

The sensitivity results below determine their individual impact on the plan's year end defined benefit obligations. In reality, the plan is subject to multiple external experience items which may move the defined benefit obligations in similar or opposite directions, while the plans's sensitivity to such changes can vary over time.

		Rs. in Lacs	
		Gratuity (funded)	
		31 March 2021	31 March 2020
Defined benefit obligations on base assumptions (refer point no V)		6,973	6,111
a.	1% increase in discount rate	6,604	5,787
b.	1% decrease in discount rate	7,388	6,474
c.	1% increase in salary escalation rate	7,323	6,422
d.	1% decrease in salary escalation rate	6,643	5,817

**X. Maturity analysis of benefit payments** Rs. in Lacs

	Gratuity (funded)	
	31 March 2021	31 March 2020
Year 1	923	829
Year 2	998	863
Year 3	763	931
Year 4	960	745
Year 5	1,057	973
Next 5 years	4,111	4,058

The Company has contributed **Rs. 1,832 lacs** (31 March, 2020: Rs. 1,661 lacs) to defined contribution schemes.

Notes to the standalone financial statements for the year ended 31 March 2021

**33. Segment reporting**

Rs. in Lacs

		Engineering	Home Appliances	Motor	Unallocated	Intersegment	Total
Revenue from sale of products and services	<b>31 March 2021</b>	<b>41,275</b>	<b>2,23,757</b>	<b>3,348</b>	<b>–</b>	<b>(723)</b>	<b>2,67,657</b>
	31 March 2020	39,164	2,10,197	2,691	–	(495)	2,51,557
Other operating revenue	<b>31 March 2021</b>	<b>3,310</b>	<b>660</b>	<b>25</b>	<b>–</b>	<b>–</b>	<b>3,995</b>
	31 March 2020	2,970	615	–	–	–	3,585
Revenue from operations	<b>31 March 2021</b>	<b>44,585</b>	<b>2,24,417</b>	<b>3,373</b>	<b>–</b>	<b>(723)</b>	<b>2,71,652</b>
	31 March 2020	42,134	2,10,812	2,691	–	(495)	2,55,142
Other income	<b>31 March 2021</b>	<b>404</b>	<b>392</b>	<b>27</b>	<b>1,091</b>	<b>–</b>	<b>1,914</b>
	31 March 2020	247	454	16	559	–	1,276
Total income	<b>31 March 2021</b>	<b>44,989</b>	<b>2,24,809</b>	<b>3,400</b>	<b>1,091</b>	<b>(723)</b>	<b>2,73,566</b>
	31 March 2020	42,381	2,11,266	2,707	559	(495)	2,56,418
Segment results before finance costs	<b>31 March 2021</b>	<b>2,986</b>	<b>12,008</b>	<b>(472)</b>	<b>(1,658)</b>	<b>25</b>	<b>12,889</b>
	31 March 2020	2,724	2,517	(54)	(752)	(15)	4,420
Less: finance costs	<b>31 March 2021</b>						<b>2,935</b>
	31 March 2020						1,450
Profit before tax	<b>31 March 2021</b>						<b>9,954</b>
	31 March 2020						2,970
Tax expense	<b>31 March 2021</b>						<b>3,780</b>
	31 March 2020						171
Profit for the year	<b>31 March 2021</b>						<b>6,174</b>
	31 March 2020						2,799
Segment assets	<b>31 March 2021</b>	<b>40,134</b>	<b>1,19,710</b>	<b>2,874</b>	<b>23,454</b>	<b>–</b>	<b>1,86,172</b>
	31 March 2020	36,770	1,00,044	3,073	21,479	–	1,61,366
Segment liabilities	<b>31 March 2021</b>	<b>18,905</b>	<b>89,404</b>	<b>1,319</b>	<b>5,687</b>	<b>–</b>	<b>1,15,315</b>
	31 March 2020	18,825	72,260	1,165	4,386	–	96,636

**Other information**

Depreciation and amortisation expense	<b>31 March 2021</b>	<b>2,411</b>	<b>7,311</b>	<b>131</b>	<b>58</b>	<b>–</b>	<b>9,911</b>
	31 March 2020	2,361	6,446	35	56	–	8,898
Capital expenditure	<b>31 March 2021</b>	<b>4,545</b>	<b>10,134</b>	<b>180</b>	<b>188</b>	<b>–</b>	<b>15,047</b>
	31 March 2020	6,586	24,652	602	1,436	–	33,276
Non cash expenditure other than depreciation and amortisation	<b>31 March 2021</b>	<b>4</b>	<b>263</b>	<b>4</b>	<b>4</b>	<b>–</b>	<b>275</b>
	31 March 2020	14	206	1	–	–	221

Notes to the standalone financial statements for the year ended 31 March 2021

33. Segment reporting (Contd.)

		Rs. in lacs
<b>Geographical information</b>		
<b>Revenue from external customers</b>		
- Within India	31 March 2021 31 March 2020	2,72,304 2,54,812
- Outside India	31 March 2021 31 March 2020	1,262 1,606
<b>Total</b>	31 March 2021 31 March 2020	2,73,566 2,56,418
<b>Non - Current assets excluding financial assets and deferred tax assets</b>		
- Within India	31 March 2021 31 March 2020	63,271 64,069
- Outside India	31 March 2021 31 March 2020	- -
<b>Total</b>	31 March 2021 31 March 2020	63,271 64,069

**NOTES :**

- The Company is primarily engaged in business of fine blanked components, motors and home appliances. Accordingly the Company considers the above business segment as the primary segment. Segment revenue, segment result, segment asset and segment liabilities include the respective amount identifiable to each of the segments as also amounts allocated on reasonable basis. The expenses, which are not directly relatable to the business segment, are shown as unallocable corporate cost and grouped as "Unallocated". Assets and liabilities that cannot be allocated between the segments are shown as unallocable corporate assets and liabilities and are grouped as "Unallocated". These segments have been reported in the manner consistent with the internal reporting to the Board of Directors, who are the chief operating decision makers.
- The geographical information considered for disclosure are revenue within India and revenue outside India.
- The Company is not reliant on revenues from transactions with any single external customer and does not receive 10% or more of its revenues from transactions with any single external customer.

## Notes to the standalone financial statements for the year ended 31 March 2021

### 34. Leases

The Company is obligated under cancellable leases for residential, office premises, warehouses, etc. Total rental expense under cancellable short term operating lease amounted to **Rs. 298 Lacs** (31 March 2020: Rs. 750 lacs).

In applying Ind AS 116 - "Leases", the company has applied a single discount rate to a portfolio of leases with reasonably similar characteristics. The leases with remaining lease term of less than 12 months are considered as "short term leases".

**The movement of lease liabilities during the year is as under :-**

	As at 31 March 2021 Rs. in Lacs	As at 31 March 2020 Rs. in Lacs
<b>Opening Balance</b>	<b>5,921</b>	–
Addition on account of adoption of Ind AS 116	–	6,743
Addition during the year	<b>3,364</b>	1,441
Adjustment for leases closed / expired / terminated	<b>(627)</b>	–
Write back of liabilities no longer required (Refer note 22)	<b>(44)</b>	–
Interest Expenses	<b>539</b>	580
Payments	<b>(3,169)</b>	(2,843)
<b>Closing Balance</b>	<b><u>5,984</u></b>	<b><u>5,921</u></b>

**The maturity analysis of lease liabilities is as under :**

Within one year	<b>2,090</b>	1,508
Beyond one year	<b>3,894</b>	4,413
	<b><u>5,984</u></b>	<b><u>5,921</u></b>

### 35. Commitments

	As at 31 March 2021 Rs. in Lacs	As at 31 March 2020 Rs. in Lacs
(i) Outstanding capital commitments for tangible assets	<b>1,647</b>	3,579
(ii) Outstanding capital commitments for intangible assets	<b>239</b>	–

### 36. Contingent Liabilities :

	As at 31 March 2021 Rs. in Lacs	As at 31 March 2020 Rs. in Lacs
Disputed sales tax matters, excise matters, income tax matters and other matters contested in appeals.	<b>5,655</b>	1,403

(These disputes mostly relate to arbitrary disallowances of claims of the Company under various state laws, which are under appeal. The management is of the view that these demands are not sustainable in law and is hopeful of succeeding in appeals.)

Notes to the standalone financial statements for the year ended 31 March 2021

**37. Related party disclosures**

(A) The Company has the following related parties

<b>Investor Company :</b>	IFB Automotive Private Limited
<b>Subsidiary Companies :</b>	Trishan Metals Private Limited (TMPL) Global Automotive and Appliances Pte Limited (GAAL) Thai Automotive and Appliances Limited (TAAL) – <i>subsidiary of GAAL</i>
<b>Key Management Personnel (KMP) :</b>	- <b>Mr. Bijon Nag</b> , Executive Chairman
	- <b>Mr. Bikramjit Nag</b> , Joint Executive Chairman and Managing Director
	- <b>Mr. Prabir Chatterjee</b> , Director and Chief Financial Officer
	- <b>Mr. G. Ray Chowdhury</b> , Company Secretary
	- <b>Mr. A. K. Nag</b> , Senior President
	- <b>Mr. Sujan Kumar Ghosh Dastidar</b> , President, Legal
	- <b>Ms. Souravi Sinha</b> , General Manager-Human Resource-Corporate
	- <b>Mr. Uma Shankar Ghosh Dastidar</b> , Head, Taxation
	- <b>Mr. Rajat Paul</b> , Assistant Vice President, IT
	- <b>Mr. Soumitra Goswami</b> , GM, Accounts and Finance
	<b>Home Appliance division :</b>
	- <b>Mr. Rajshankar Ray</b> , Managing Director and Chief Executive Officer
	- <b>Mr. A. S. Negi</b> , Executive Director and Service Business Head
	- <b>Mr. B. M. Shetye</b> , Senior Vice President, Sustainability
	- <b>Mr. Pawan Koul</b> , Head of Goa factory - Washing Machine Plant
	- <b>Mr. Sukhdev Nag</b> , National Sales Head
	- <b>Mr. Ranjan Mohan Mathur</b> , Business Head - Cooking Products
	- <b>Mr. Abhijit Gangopadhyay</b> , Business Head, North 2
	- <b>Mr. R. Anand</b> , Head, Motor Division
	- <b>Mr. C.S.Govindaraj</b> , CEO, Industrial Business & Projects
	- <b>Mr. Deepak Kumar Behara</b> , Business Head-South
	- <b>Mr. Vilas Sanjeev Kamath</b> , Head, Supply Chain Projects
	- <b>Mr. Venkata Subba Rao Madala</b> , Head of Factory - A.C. Plant
	- <b>Mr. Manoj Agnihotri</b> , Head, Human Resources, A.C. Plant
	- <b>Mr. Narayana Panth</b> , Head of R&D, A.C. Plant
	- <b>Mr. Kartik Ishwar Muchandi</b> , Head, Finance and Accounts, Air conditioner and Washing Machine Plants
	- <b>Mr. Ashish Singh</b> , Head, Finance and Accounts, Marketing

Notes to the standalone financial statements for the year ended 31 March 2021

	<b>Engineering division :</b> - Mr. Partha Sen, Managing Director and Chief Executive Officer - Mr. K. R. K. Prasad, CEO, Bangalore Engineering Factory - Mr. Jayanta Chanda, AVP, Finance - Mr. Ashok Hazra, DGM, Finance - Mr. Arup Das, Head Marketing
<b>Other related parties</b>	- IFB Agro Industries Limited - IFB Agro Marine FZE (100% subsidiary of IFB Agro Industries Limited) - Travel Systems Limited - IFB Global Limited - IFB Appliances Limited - Anjali foundation
<b>Employee trusts where there is significant influence (Employee trusts) :</b>	- Indian Fine Blank Limited Employees Gratuity Fund (IFBLEGF) - The IFBL Group Superannuation Scheme (IFBLSAF) (merged and renamed on 3 October 2019) (Earlier known as The IFBL Senior Management Group Superannuation Scheme) - IFBL Employees' (Category-I) Superannuation Scheme (IFBLESS-Cat-I) (dissolved and merged on 3 October 2019) - IFBL Employees (Category Two) Group Superannuation Scheme (IFBLEGSS-Cat two) (dissolved and merged on 3 October 2019)

**(B) Transactions with related parties**

		<b>For the year ended 31 March 2021 Rs. in Lacs</b>	<b>For the year ended 31 March 2020 Rs. in Lacs</b>
1	<b>Sales, service and other income</b>		
	- Investor Company	4,240	4,187
	- Subsidiaries	89	223
	- KMP	4	3
	- Other related parties	19	22
	<b>Total</b>	<b>4,352</b>	<b>4,435</b>
2	<b>Purchase of inventories</b>		
	- Investor Company	90	1,957
	- Subsidiaries*	6,446	4,768
	- Other related parties	42	13
	<b>Total</b>	<b>6,578</b>	<b>6,738</b>
3	<b>Expenditure on other services</b>		
	- Investor Company	389	221
	- Other related parties	7,742	9,844
	<b>Total</b>	<b>8,131</b>	<b>10,065</b>

Notes to the standalone financial statements for the year ended 31 March 2021

		For the year ended 31 March 2021 Rs. in Lacs	For the year ended 31 March 2020 Rs. in Lacs
4	<b>Expenditure on corporate social responsibility</b>		
	- Other related parties	40	–
	<b>Total</b>	<b>40</b>	<b>–</b>
5	<b>Expenses recovered</b>		
	- Investor Company	–	11
	<b>Total</b>	<b>–</b>	<b>11</b>
6	<b>Purchase of property, plant and equipment and intangibles</b>		
	- Investor Company	–	512
	<b>Total</b>	<b>–</b>	<b>512</b>
7	<b>Purchase of business</b>		
	- Investor Company	–	3,500
	<b>Total</b>	<b>–</b>	<b>3,500</b>
8	<b>Purchase of investments</b>		
	- Investor Company	225	–
	<b>Total</b>	<b>225</b>	<b>–</b>
9	<b>Sale of property, plant and equipment</b>		
	- Investor Company	1	–
	<b>Total</b>	<b>1</b>	<b>–</b>
10	<b>Contribution to employees' benefit plans</b>		
	- Employee trusts	715	1,413
	<b>Total</b>	<b>715</b>	<b>1,413</b>
11	<b>Exceptional gain - Surplus money received</b>		
	- Employee trusts	–	1,305
	<b>Total</b>	<b>–</b>	<b>1,305</b>
12	<b>Remuneration</b>		
	(a) Short term benefits - KMP	2,293	2,517
	(b) Post employment benefits - KMP	80	217
	(c) Other long term benefits - KMP	69	167
	<b>Total</b>	<b>2,442</b>	<b>2,901</b>

(\*) GST input credits / liabilities paid/recovered from related parties have not been included above.



Notes to the standalone financial statements for the year ended 31 March 2021

(C) Outstanding balances with related parties

		As at 31 March 2021 Rs. in lacs	As at 31 March 2020 Rs. in lacs
1	<b>Trade Receivables</b>		
	- Investor Company	3,339	1,968
	- Subsidiaries	2	41
	- Other related parties	26	1
	<b>Total</b>	<b>3,367</b>	<b>2,010</b>
2	<b>Security deposits given</b>		
	- Investor Company	50	50
	- Other related parties	8	8
	<b>Total</b>	<b>58</b>	<b>58</b>
3	<b>Advances given</b>		
	- Investor Company	47	145
	- Subsidiaries	1,958	947
	- KMP	1	4
	- Other related parties	41	113
	<b>Total</b>	<b>2,047</b>	<b>1,209</b>
4	<b>Loans given</b>		
	- KMP	4	2
	<b>Total</b>	<b>4</b>	<b>2</b>
5	<b>Other receivables</b>		
	- Subsidiaries	23	–
	- Other related parties	6	–
	- Employee trusts	141	8
	<b>Total</b>	<b>170</b>	<b>8</b>
6	<b>Trade payables</b>		
	- Investor Company	43	95
	- Subsidiaries	123	179
	- Other related parties	163	838
	<b>Total</b>	<b>329</b>	<b>1,112</b>
7	<b>Other payables</b>		
	- Investor Company	4	–
	- Employee trusts	709	1,260
	<b>Total</b>	<b>713</b>	<b>1,260</b>
8	<b>Guarantees given</b>		
	- Subsidiaries	1,889	1,781
	<b>Total</b>	<b>1,889</b>	<b>1,781</b>

Notes to the standalone financial statements for the year ended 31 March 2021

(D) Party-wise details of significant transactions with related parties

		For the year ended 31 March 2021 Rs. in Lacs	For the year ended 31 March 2020 Rs. in Lacs
1	<b>Sales, service and other income</b>		
	- TMPL	61	53
	- TAAL	28	170
	- IFB Agro Industries Limited	12	21
2	<b>Purchase of inventories</b>		
	- TMPL	5,979	4,255
	- TAAL	17	78
	- GAAL	450	435
3	<b>Expenditure on other services</b>		
	- Travel Systems Limited	293	1,735
	- IFB Agro Marine FZE	54	27
	- IFB Appliances Limited	6,791	7,576
4	<b>Expenditure on corporate social responsibility</b>		
	- Anjali foundation	40	-
5	<b>Contribution to employees' benefit plans</b>		
	- IFBLEGF	709	957
	- IFBLSAF	5	175
	- IFBLESS-Cat-I	-	249
6	<b>Exceptional gain - Surplus money received</b>		
	- IFBLSAF	-	1,305

(E) Party-wise details of significant balances with related parties

		As at 31 March 2021 Rs. in lacs	As at 31 March 2020 Rs. in lacs
1	<b>Trade Receivables</b>		
	- TAAL	2	41
2	<b>Security deposits given</b>		
	- IFB Agro Industries Limited	8	8
3	<b>Advances given</b>		
	- TMPL	1,958	947
	- IFB Agro Industries Limited	41	59
4	<b>Other receivables</b>		
	- TAAL	14	-
	- GAAL	9	-
	- IFBLEGF	141	-
	- IFBLSAF	-	8

## Notes to the standalone financial statements for the year ended 31 March 2021

		As at 31 March 2021 Rs. in lacs	As at 31 March 2020 Rs. in lacs
5	<b>Trade payables</b>		
	- TAAL	–	15
	- GAAL	123	164
	- IFB Agro Marine FZE	27	–
	- IFB Appliances Limited	82	772
6	<b>Other payables</b>		
	- IFBLEGF	709	1,260
7	<b>Guarantees given</b>		
	- TAAL	1,158	1,089
	- GAAL	731	692

### 38. Dues to micro, small and medium enterprises

The Ministry of micro, small and medium enterprises has issued an office memorandum dated 26 August 2008 which recommends that the micro and small enterprises should mention in their correspondence with its customers the Entrepreneurs Memorandum Number as allocated after filing of the Memorandum in accordance with the 'Micro, Small and Medium Enterprise Development Act, 2006' ('the Act'). Accordingly, the disclosure in respect of the amounts payable to such enterprises has been made in the financial statements based on the information received and available with the Company. Payable to micro and small enterprises as at **31 March 2021: Rs. 10,141 lacs** (31 March 2020: Rs. 2,517 lacs).

Further, in view of the management, the impact of the interest, if any, that may be payable in accordance with the provisions of the Act is not expected to be material. The Company has not received any claim for interest from any supplier as at the balance sheet date.

### 39. Financial instruments and related disclosures

#### i) Capital management

The Company's capital management policy is focused on business growth and creating value for shareholders. The Company determines the amount of capital required on the basis of annual business plans and the funding needs are met through internal accruals and bank borrowings.

#### ii) Categories of financial instruments

		Note	As at 31 March 2021		As at 31 March 2020	
			Carrying value	Fair value	Carrying value	Fair value
			Rs. in lacs	Rs. in lacs	Rs. in lacs	Rs. in lacs
<b>A.</b>	<b>Financial assets</b>					
	<b>a) Measured at amortised cost :</b>					
	i) Trade receivables	11	24,350	24,350	18,514	18,514
	ii) Cash and cash equivalents	12	9,535	9,535	10,140	10,140
	iii) Other bank balances	13	2,026	2,026	1,949	1,949
	iv) Loans	6	104	104	110	110
	v) Other financial assets		1,683	1,683	1,568	1,568

Notes to the standalone financial statements for the year ended 31 March 2021

		Note	As at 31 March 2021		As at 31 March 2020	
			Carrying value	Fair value	Carrying value	Fair value
			Rs. in lacs	Rs. in lacs	Rs. in lacs	Rs. in lacs
	<b>b) Measured at fair value through Statement of Profit and Loss :</b>					
	i) Investments	5	26,047	26,047	15,280	15,280
	<b>c) Derivatives measured at fair value through Statement of Profit and Loss :</b>					
	i) Derivatives not designated as hedges	7	378	378	1,220	1,220
<b>B.</b>	<b>Financial liabilities</b>					
	<b>a) Measured at amortised cost :</b>					
	i) Term loans from banks	15	16,537	16,537	25,167	25,167
	ii) Working capital buyers credit from banks	20	2,342	2,342	2,606	2,606
	iii) Lease Liabilities		5,984	5,984	5,921	5,921
	iv) Trade payable		62,815	62,815	43,940	43,940
	v) Other financial liabilities		4,715	4,715	2,352	2,352
	<b>b) Derivatives measured at fair value through Statement of Profit and Loss :</b>					
	i) Derivative instruments not designated as hedges	16	181	181	49	49

Investments exclude investment in subsidiaries of **Rs. 4,790 lacs** (31 March 2020: Rs. 3,360 lacs) which are shown at cost in balance sheet as per Ind AS 27 - 'Separate Financial Statements'.

**(iii) Financial risk management objectives**

The Company has a system-based approach to risk management, anchored to policies and procedures and internal financial controls aimed at ensuring early identification, evaluation and management of key financial risks (such as market risk, credit risk and liquidity risk) that may arise as a consequence of its business operations as well as its investing and financing activities. Accordingly, the Company's risk management framework has the objective of ensuring that such risks are managed within acceptable and approved risk parameters in a disciplined and consistent manner and in compliance with applicable regulation. It also seeks to drive accountability in this regard.

**a) Liquidity risks**

Liquidity risk refers to the risk that the Company cannot meet its financial obligations. The objective of liquid risk management is to maintain sufficient liquidity and ensure that funds are available for use as per requirements.

The Company has obtained fund and non-fund based working capital lines from banks. Furthermore, the Company has sufficient quantities of finished goods and stock-in-trade which are liquid and readily saleable. Hence the risk that the Company may not be able to settle its financial liabilities as they become due does not exist.

## Notes to the standalone financial statements for the year ended 31 March 2021

The following tables shows a maturity analysis of the anticipated cash flows for the Company's derivative and non-derivative financial liabilities.

### As at 31 March 2021

	Total	Due within one year	Due after one year
	Rs. in lacs	Rs. in lacs	Rs. in lacs
Borrowings	18,879	2,342	16,537
Lease liabilities	5,984	2,090	3,894
Trade payables	62,815	62,815	–
Other financial liabilities (including current maturities of long-term debt)	4,715	4,670	45
Derivative financial liabilities	181	181	–
<b>Total</b>	<b>92,574</b>	<b>72,098</b>	<b>20,476</b>

### As at 31 March 2020

	Total	Due within one year	Due after one year
	Rs. in lacs	Rs. in lacs	Rs. in lacs
Borrowings	27,773	2,606	25,167
Lease liabilities	5,921	1,508	4,413
Trade payables	43,940	43,940	–
Other financial liabilities (including current maturities of long-term debt)	2,352	2,326	26
Derivative financial liabilities	49	49	–
<b>Total</b>	<b>80,035</b>	<b>50,429</b>	<b>29,606</b>

### b) Market risks

The Company does not trade in equities. Treasury activities, focused on managing investments in debt instruments, are centralised and administered under a set of approved policies and procedures guided by the tenets of liquidity, safety and returns. This ensures that investments are only made within the acceptable risk parameters after due evaluation.

The Company's investments are predominantly held in debt mutual funds. Such investments are susceptible to market risks that arise mainly from changes in interest rate which may impact the return and value of such investments. Mark to market movements in respect of these investments are measured at fair value through Statement of Profit and Loss.

Fixed deposits are held with highly rated banks and generally have a short tenure and are not subject to interest rate volatility.

The company has short-term borrowings which are generally not susceptible to interest rate volatility since they are for short tenure. Long term loans from banks are at highly competitive rates. Hence interest rate fluctuations on borrowings does not affect the Company significantly.

### c) Foreign currency risk

The Company undertakes transactions denominated in foreign currency (mainly US Dollar, Euro, GBP, RMB, THB, JPY and AED) which are subject to the risk of exchange rate fluctuations.

## Notes to the standalone financial statements for the year ended 31 March 2021

The carrying amount of foreign currency denominated financial assets and liabilities, are as follows:

	As at 31 March 2021		As at 31 March 2020	
	Financial Assets	Financial Liabilities	Financial Assets	Financial Liabilities
	Rs. in lacs	Rs. in lacs	Rs. in lacs	Rs. in lacs
USD	469	25,472	1,360	26,451
Euro	65	4,457	44	1,316
RMB	–	1,221	–	493
THB	–	–	–	1
JPY	–	–	–	1
<b>Total</b>	<b>534</b>	<b>31,150</b>	<b>1,404</b>	<b>28,262</b>

The Company uses forward exchange contracts and currency swaps to hedge its exposure in foreign currency.

i) **Forward exchange contracts / Currency swaps that were outstanding for financial liabilities as at the end of respective reporting dates :**

Particulars	No. of contracts	USD (lacs)	No. of contracts	Euro (lacs)	No. of contracts	RMB (lacs)
As at 31 March 2021	175	340	53	53	27	47
As at 31 March 2020	163	406	31	17	18	21

The aforesaid forwards / currency swaps have a maturity before 2nd October, 2024

ii) **Unhedged foreign currency exposure (excluding derivatives) as at the end of the respective reporting dates:**

	As at 31 March 2021		As at 31 March 2020	
	Financial Asset	Financial Liability	Financial Asset	Financial Liability
USD	1	3	2	–
Rs. in lacs	91	188	162	–
EURO	1	–	*	–
Rs. in lacs	65	–	22	–
RMB	–	62	–	25
Rs. in lacs	–	694	–	266
THB	–	–	–	*
Rs. in lacs	–	–	–	1
GBP	–	–	–	*
Rs. in lacs	–	–	–	1
JPY	–	–	–	1
Rs. in lacs	–	–	–	1
<b>Total Rs. lacs</b>	<b>156</b>	<b>882</b>	<b>184</b>	<b>268</b>

\* represents foreign currency less than 50,000

iii) **Foreign currency sensitivity**

For every percentage point change in the underlying exchange rate of the outstanding foreign currency denominated assets and liabilities, holding all other variables constant, the profit before tax would change by **Rs. 308 lacs** for the year ended 31 March 2021 (31 March 2020: Rs 269 lacs).

## Notes to the standalone financial statements for the year ended 31 March 2021

### d) Credit risk

Credit risk arise from the possibility that the counter party may not be able to settle their obligations. Financial instruments that are subject to such risk primarily consists of investments, trade receivables, bank deposits, loans, derivative instruments and other financial assets.

Bank deposits are primarily held with highly rated and different banks.

The Company's customer base is large and diverse limiting the risk arising out of credit concentration. Further the credit is extended in business interest in accordance with guidelines issued centrally and business-specific credit policies that are consistent with such guidelines. Exceptions are managed and approved by appropriate authorities after due consideration of the counter parties credentials and financial capacity, trade practices and prevailing business and economic conditions.

The Company's historical experience of collecting receivable and the level of default indicates that the credit risk is low and generally uniform across markets. Loss allowances are recognised where considered appropriate by the management.

The movement of allowance for doubtful advances and receivables is as under:-

	As at 31 March 2021 Rs. in lacs	As at 31 March 2020 Rs. in lacs
<b>Balance at beginning of the year</b>	<b>142</b>	113
Provision recognised in the year	<b>104</b>	76
Amounts written off during the year as uncollectible	–	(36)
Amounts recovered during the year	<b>(3)</b>	(10)
Provisions written back	–	(1)
<b>Balance at end of the year</b>	<b>243</b>	142

Other than financial assets mentioned above, none of the Company's financial assets are either impaired or past due, and there were no indications that defaults in payment would occur.

### e) Fair value hierarchy

The following table provides an analysis of financial instruments that are measured subsequent to initial recognition at fair value and have been grouped into Level 1, Level 2 and Level 3 below:

		Fair value hierarchy (Level)	Fair Value	
			As at 31 March 2021	As at 31 March 2020
			Rs. in lacs	Rs. in lacs
A.	Financial Assets			
	a) Measured at FVTPL:			
	Investment in mutual funds	1	25,822	15,280
	Investment in equity instruments (other than subsidiary)	2	225	–
	b) Derivatives measured at FVTPL:			
	Derivatives not designated as hedges	2	378	1,220
B.	Financial Liabilities			
	a) Derivatives measured at FVTPL:			
	Derivatives not designated as hedges	2	181	49

## Notes to the standalone financial statements for the year ended 31 March 2021

### 40. Goodwill

A reconciliation of the carrying amount of goodwill at the beginning and end of the reporting period showing separately:

	As at 31 March 2021 Rs. in lacs	As at 31 March 2020 Rs. in lacs
Amount as at the beginning of the year (net of accumulated impairment loss of Nil)	1,355	1,355
Amount as at the end of the year (net of accumulated impairment loss of Nil)	1,355	1,355

The goodwill as stated above is allocated to home appliances division. The Company tests goodwill annually for impairment, or more frequently if there are indications that goodwill might be impaired.

### 41. Exceptional items includes the following:

	For the year ended 31 March 2021 Rs. in Lacs	For the year ended 31 March 2020 Rs. in Lacs
(a) Surplus from superannuation scheme (#)	–	1,305
(b) Loss of inventory due to fire (@)	–	(1,157)
	–	148

# An amount of **Rs. 1305 lacs** received from The IFBL Group Superannuation Scheme for refund of Surplus money as per the Deed of Variance dated 3 October, 2019 approved by the Commissioner of Income Tax vide order dated 30 December, 2019.

@ An estimated amount of Rs. 1157 lacs on account of loss of Inventory lying at a warehouse of the Company due to fire on 2 December, 2019. The Insurance claim for the same was lodged and the same was treated as exceptional loss. The claim survey process is still on.

### 42. The Company has disaggregated revenues from contract with customers for the year by the type of goods and services. The Company believe that this disaggregation best depicts how the nature, amount, timing and uncertainty of revenues and cash flows are affected by industry, market and other economic factors. Refer note 21 for revenue disaggregation.

The following table includes revenue expected to be recognised in the future related to annual maintenance contracts and extended warranty services and advance from customers.

	Year ended 31 March 2022 Rs. in lacs	Year ended 31 March 2023 Rs. in lacs	Year ended 31 March 2024 Rs. in lacs	Year ended 31 March 2025 Rs. in lacs	Beyond 31 March 2025 Rs. in lacs
Income received in advance on annual maintenance contracts	4,430	725	–	–	–
Income received in advance on extended warranty services	183	164	65	32	6
Advance from customers	3,107	–	–	–	–
	7,720	889	65	32	6

The Company recognized revenue of **Rs. 5,414 lacs** (31 March 2020 : Rs. 5,246 lacs) arising from contract liability balances comprising of income received in advance on annual maintenance contracts and extended warranty services and advance from customers at the beginning of the year.



## Notes to the standalone financial statements for the year ended 31 March 2021

The below table shows the movement of income received in advance on annual maintenance contracts and extended warranty services and advance from customers :

	As at 31 March 2021 Rs. in lacs	As at 31 March 2020 Rs. in lacs
<b>Opening Balance</b>	<b>7,065</b>	<b>6,240</b>
Progress billing during the year	<b>2,69,304</b>	<b>2,52,382</b>
Less: Revenue recognised during the year	<b>2,67,657</b>	<b>2,51,557</b>
<b>Closing Balance</b>	<b>8,712</b>	<b>7,065</b>

Invoicing in excess of revenues from sale of services are classified as "Income received in advance on annual maintenance contracts and extended warranty services" and Invoicing in excess of revenues from sale of goods are classified as "Advance from customers" in note no 17.

43. As per the E-Waste (Management) Rules, 2016, as amended, Companies dealing in certain categories of products as specified in Schedule-I therein are required to undertake Extended Producer Responsibility (EPR) for its end-of-life products. The obligation for a financial year is measured based on sales made in the preceding 9th/10th year and the Company has met its obligations for the current year. In accordance with Appendix B of Ind AS 37, 'Provisions, Contingent Liabilities and Contingent Assets', the Company will have an e-waste obligation for future years, only if it participates in the market in those years.

44. The spread of COVID-19 has impacted businesses around the globe. In India, Governments in certain states have imposed various restrictions with the increase in number of COVID 19 cases during the months of March 2021, April 2021 and May 2021.

On the basis of the assessment done by the management and internal/ external sources of information up to the date of approval of these financial results, the carrying amounts of assets are recoverable. The impact of pandemic may be different from that estimated as at the date of these financial results and the Company will closely monitor any material changes to the future economic conditions.

45. On 31 October, 2020, the Company has acquired the balance 48.88% (1,14,74,020 nos. equity shares) equity shares from the other shareholders of Trishan Metals Private Limited at a consideration of Rs. 1430 lacs, thereby making Trishan Metals Private Limited(TMPL) as its wholly owned subsidiary.

The board of directors at its meeting held on 30 December 2020 approved the amalgamation of its wholly owned subsidiary TMPL with IFB Industries Limited (IFBIL) The transferor company (TMPL) and transferee company (IFBIL) submitted merger application on 06 February, 2021 to National Company Law Tribunal, Kolkata Bench (NCLT) with effective date considered as 01 April, 2021. The first hearing was held on 05 April, 2021. The NCLT accepted the application and by its order dated 05 April, 2021 appointed the Chairperson and scrutinizer for shareholders and creditors meeting ( secured and unsecured) to be held on 24 May, 2021 through video conferencing or other audio visual means to approve the 'Scheme of Amalgamation'. The meetings took place on 24 May, 2021 and the shareholders and creditors ( secured and unsecured ) approved the 'Scheme of Amalgamation' between TMPL and IFBIL under the provisions of Sections 230 to 232 of the Companies Act, 2013 and other relevant provisions of the Act and rules framed thereunder with requisite majority .The matter is now under process and pending before NCLT.

### 46. Government Grants

The Company has received an amount of Rs 1702 lacs during 2020-21 under Modified Special Incentive Package Scheme (M-SIPS) of Government of India . The incentive under the scheme is in the form of capital subsidy of 25% for Capital expenditure in new projects on reimbursement basis.

The Company has adopted the income approach as prescribed in Ind AS 20 - Accounting for Government Grants and Disclosure of Government Assistance. It has recognised the government grants received (related to depreciable assets) in Statement of Profit and Loss on a systematic basis over the remaining useful life of the asset. The Company has received claim amounting to

## Notes to the standalone financial statements for the year ended 31 March 2021

Rs 1702 lacs during 2020-21 and the same has been set up as deferred income. Out of the same Rs.12 lacs has been recognised as income during 2020-21 and balance has been shown in note no 17 - "Other Liabilities" as "Deferred government grant". There are no unfulfilled conditions or other contingencies attaching to this grant.

47. Previous year's figures have been regrouped / reclassified wherever necessary to correspond with the current year's classification.
48. The standalone financial statements were approved by the Board of Directors on 14 June 2021.

## Independent Auditor's Report to the Members of IFB INDUSTRIES LIMITED

### Report on the Audit of the Consolidated Financial Statements

#### Opinion

We have audited the accompanying consolidated financial statements of IFB Industries Limited ("the Parent") and its subsidiaries, (the Parent and its subsidiaries together referred to as "the Group"), which comprise the Consolidated Balance Sheet as at 31 March 2021, and the Consolidated Statement of Profit and Loss (including Other Comprehensive Loss), the Consolidated Cash Flow Statement and the Consolidated Statement of Changes in Equity for the year then ended, and a summary of significant accounting policies and other explanatory information.

In our opinion and to the best of our information and according to the explanations given to us, the aforesaid consolidated financial statements give the information required by the Companies Act, 2013 ("the Act") in the manner so required and give a true and fair view in conformity with the Indian Accounting Standards prescribed under section 133 of the Act read with the Companies (Indian Accounting Standards) Rules, 2015, as amended ('Ind AS') and other accounting principles generally accepted in India, of the consolidated state of affairs of the Group as at 31 March, 2021, and their consolidated profit, their consolidated total comprehensive income, their consolidated cash flows and their consolidated changes in equity for the year ended on that date.

#### Basis for Opinion

We conducted our audit of the consolidated financial statements in accordance with the Standards on Auditing specified under section 143(10) of the Act (SAs). Our responsibilities under those Standards are further described in the Auditor's Responsibility for the Audit of the Consolidated Financial Statements section of our report. We are independent of the Group in accordance with the Code of Ethics issued by the Institute of Chartered Accountants of India (ICAI) together with the ethical requirements that are relevant to our audit of the consolidated financial statements under the provisions of the Act and the Rules made thereunder, and we have fulfilled our other ethical responsibilities in accordance with these requirements and the ICAI's Code of Ethics. We believe that the audit evidence obtained by us is sufficient and appropriate to provide a basis for our audit opinion on the consolidated financial statements

#### Key Audit Matters

Key audit matters are those matters that, in our professional judgment, were of most significance in our audit of the consolidated financial statements of the current period. These matters were addressed in the context of our audit of the consolidated financial statements as a whole, and in forming our opinion thereon, and we do not provide a separate opinion on these matters. We have determined the matters described below to be the key audit matters to be communicated in our report

Sr. No.	Key Audit Matter	Auditor's Response
1	<b>Revenue Recognition</b> Revenue from the sale of goods (hereinafter referred to as "Revenue") is recognised when the Company performs its obligation to its customers and the amount of revenue can be measured reliably and recovery of the consideration is probable. The timing of such recognition is when the control over the same is transferred to the customer which is mainly upon delivery.	Our audit approach was a combination of test of internal controls and substantive procedures including: <ul style="list-style-type: none"> <li>Assessing the appropriateness of the Company's revenue recognition accounting policies, in line with Ind AS 115 ("Revenue from Contracts with Customers").</li> <li>Evaluating the design and implementation of Company's controls in respect of revenue recognition. Testing the effectiveness of such controls over revenue cut off during the year.</li> </ul>

Sr. No.	Key Audit Matter	Auditor's Response
	<p><b>Revenue Recognition</b></p> <p>The timing of revenue recognition is relevant to the reported performance of the Company. Revenue may be recognised before completion of contractual performance obligation due to incorrect recording of point of time when the customer obtains control of the asset.</p> <p>Refer to 1(B)(c) for the Accounting policy on recognition on revenue.</p>	<ul style="list-style-type: none"> <li>• Testing the supporting documentation for sales transactions recorded during the period closer to the yearend including customer acknowledgments of receipt of goods on a sample basis.</li> <li>• Testing sales returns subsequent to the year end, including examination of credit notes issued after the year end to determine whether revenue was recognised in the correct period.</li> <li>• Rolling out confirmation requests to customers to confirm the recorded year end balances on a sample basis.</li> </ul>

#### Information Other than the Financial Statements and Auditor's Report Thereon

- The Parent's Board of Directors is responsible for the other information. The other information comprises the information included in the Director's report, but does not include the consolidated financial statements, standalone financial statements and our auditor's report thereon.
- Our opinion on the consolidated financial statements does not cover the other information and we do not express any form of assurance conclusion thereon.
- In connection with our audit of the consolidated financial statements, our responsibility is to read the other information, compare with the financial statements of the subsidiaries, and consider whether the other information is materially inconsistent with the consolidated financial statements or our knowledge obtained during the course of our audit or otherwise appears to be materially misstated. Other information so far as it relates to the subsidiaries is traced from their respective financial statements.
- If, based on the work we have performed, we conclude that there is a material misstatement of this other information, we are required to report that fact. We have nothing to report in this regard

#### Management's Responsibility for the Consolidated Financial Statements

The Parent's Board of Directors is responsible for the matters stated in section 134(5) of the Act with respect to the preparation of these consolidated financial statements that give a true and fair view of the consolidated financial position, consolidated financial performance including other comprehensive loss, consolidated cash flows and consolidated changes in equity of the Group in accordance with the Ind AS and other accounting principles generally accepted in India. The respective Board of Directors of the companies included in the Group are responsible for maintenance of adequate accounting records in accordance with the provisions of the Act for safeguarding the assets of the Group and for preventing and detecting frauds and other irregularities; selection and application of appropriate accounting policies; making judgments and estimates that are reasonable and prudent; and design, implementation and maintenance of adequate internal financial controls, that were operating effectively for ensuring the accuracy and completeness of the accounting records, relevant to the preparation and presentation of the financial statements that give a true and fair view and are free from material misstatement, whether due to fraud or error, which have been used for the purpose of preparation of the consolidated financial statements by the Directors of the Parent, as aforesaid.

In preparing the consolidated financial statements, the respective Board of Directors of the companies included in the Group are responsible for assessing the ability of the respective entities to continue as a going concern, disclosing, as applicable,

matters related to going concern and using the going concern basis of accounting unless the respective Board of Directors either intends to liquidate their respective entities or to cease operations, or has no realistic alternative but to do so.

The respective Board of Directors of the companies included in the Group are also responsible for overseeing the financial reporting process of the Group.

### **Auditor's Responsibility for the Audit of the Consolidated Financial Statements**

Our objectives are to obtain reasonable assurance about whether the consolidated financial statements as a whole are free from material misstatement, whether due to fraud or error, and to issue an auditor's report that includes our opinion. Reasonable assurance is a high level of assurance but is not a guarantee that an audit conducted in accordance with SAs will always detect a material misstatement when it exists. Misstatements can arise from fraud or error and are considered material if, individually or in the aggregate, they could reasonably be expected to influence the economic decisions of users taken on the basis of these consolidated financial statements.

As part of an audit in accordance with SAs, we exercise professional judgment and maintain professional skepticism throughout the audit. We also:

- Identify and assess the risks of material misstatement of the consolidated financial statements, whether due to fraud or error, design and perform audit procedures responsive to those risks, and obtain audit evidence that is sufficient and appropriate to provide a basis for our opinion. The risk of not detecting a material misstatement resulting from fraud is higher than for one resulting from error, as fraud may involve collusion, forgery, intentional omissions, misrepresentations, or the override of internal control.
- Obtain an understanding of internal financial control relevant to the audit in order to design audit procedures that are appropriate in the circumstances. Under section 143(3)(i) of the Act, we are also responsible for expressing our opinion on whether the Parent has adequate internal financial controls system in place and the operating effectiveness of such controls.
- Evaluate the appropriateness of accounting policies used and the reasonableness of accounting estimates and related disclosures made by the management.
- Conclude on the appropriateness of management's use of the going concern basis of accounting and, based on the audit evidence obtained, whether a material uncertainty exists related to events or conditions that may cast significant doubt on the ability of the Group to continue as a going concern. If we conclude that a material uncertainty exists, we are required to draw attention in our auditor's report to the related disclosures in the consolidated financial statements or, if such disclosures are inadequate, to modify our opinion. Our conclusions are based on the audit evidence obtained up to the date of our auditor's report. However, future events or conditions may cause the Group to cease to continue as a going concern.
- Evaluate the overall presentation, structure and content of the consolidated financial statements, including the disclosures, and whether the consolidated financial statements represent the underlying transactions and events in a manner that achieves fair presentation.
- Obtain sufficient appropriate audit evidence regarding the financial information of the entities or business activities within the Group to express an opinion on the consolidated financial statements. We are responsible for the direction, supervision and performance of the audit of the financial statements of such branches or entities or business activities included in the consolidated financial statements of which we are the independent auditors.

Materiality is the magnitude of misstatements in the consolidated financial statements that, individually or in aggregate, makes it probable that the economic decisions of a reasonably knowledgeable user of the consolidated financial statements may be influenced. We consider quantitative materiality and qualitative factors in (i) planning the scope of our audit work and in evaluating the results of our work; and (ii) to evaluate the effect of any identified misstatements in the consolidated financial statements.

We communicate with those charged with governance of the Parent and such other entities included in the consolidated financial statements of which we are the independent auditors regarding, among other matters, the planned scope and timing of the audit and significant audit findings, including any significant deficiencies in internal control that we identify during our audit.

We also provide those charged with governance with a statement that we have complied with relevant ethical requirements regarding independence, and to communicate with them all relationships and other matters that may reasonably be thought to bear on our independence, and where applicable, related safeguards.

From the matters communicated with those charged with governance, we determine those matters that were of most significance in the audit of the consolidated financial statements of the current period and are therefore the key audit matters. We describe these matters in our auditor's report unless law or regulation precludes public disclosure about the matter or when, in extremely rare circumstances, we determine that a matter should not be communicated in our report because the adverse consequences of doing so would reasonably be expected to outweigh the public interest benefits of such communication.

#### **Report on Other Legal and Regulatory Requirements**

1. As required by Section 143(3) of the Act, based on our audit, we report, to the extent applicable that:
  - (a) We have sought and obtained all the information and explanations which to the best of our knowledge and belief were necessary for the purposes of our audit of the aforesaid consolidated financial statements.
  - b) In our opinion, proper books of account as required by law relating to preparation of the aforesaid consolidated financial statements have been kept so far as it appears from our examination of those books.
  - c) The Consolidated Balance Sheet, the Consolidated Statement of Profit and Loss including Other Comprehensive Loss, the Consolidated Cash Flow Statement and the Consolidated Statement of Changes in Equity dealt with by this Report are in agreement with the relevant books of account maintained for the purpose of preparation of the consolidated financial statements.
  - d) In our opinion, the aforesaid consolidated financial statements comply with the Ind AS specified under Section 133 of the Act.
  - e) On the basis of the written representations received from the directors of the Group as on 31 March, 2021 taken on record by the Board of Directors of the respective companies in India, none of the directors of the Group companies in India are disqualified as on 31 March, 2021 from being appointed as a director in terms of Section 164 (2) of the Act.
  - f) With respect to the adequacy of the internal financial controls over financial reporting and the operating effectiveness of such controls, refer to our separate Report in "Annexure A" which is based on the auditors' reports of the Parent and the subsidiary company incorporated in India. Our report expresses an unmodified

opinion on the adequacy and operating effectiveness of internal financial controls over financial reporting of those companies.

- g) With respect to the other matters to be included in the Auditor's Report in accordance with the requirements of section 197(16) of the Act, as amended, In our opinion and to the best of our information and according to the explanations given to us, the remuneration paid by the Parent to its directors during the year is in accordance with the provisions of section 197 of the Act.
- h) With respect to the other matters to be included in the Auditor's Report in accordance with Rule 11 of the Companies (Audit and Auditors) Rules, 2014, as amended in our opinion and to the best of our information and according to the explanations given to us:
  - i) The consolidated financial statements disclose the impact of pending litigations on the consolidated financial position of the Group - Refer Note 35 to the consolidated financial statements.
  - ii) The Group did not have any material foreseeable losses on long-term contracts including derivative contracts.
  - iii) There has been no delay in transferring amounts, required to be transferred, to the Investor Education and Protection Fund by the Parent and its subsidiary company incorporated in India.

For **DELOITTE HASKINS & SELLS**

*Chartered Accountants*  
(Firm Registration No. 302009E)

**Abhijit Bandyopadhyay**

*Partner*  
(Membership No. 054785)

Place : Kolkata  
Date : 14 June, 2021

## ANNEXURE “A” to the Independent Auditor’s Report

(Referred to in paragraph 1(f) under ‘Report on Other Legal and Regulatory Requirements’ section of our report of even date)

### **Report on the Internal Financial Controls Over Financial Reporting under Clause (i) of Sub-section 3 of Section 143 of the Companies Act, 2013 (“the Act”)**

We have audited the internal financial controls over financial reporting of the Group (“the Company”) as of 31 March, 2021 in conjunction with our audit of the consolidated financial statements of the Company for the year ended on that date.

#### **Management’s Responsibility for Internal Financial Controls**

The Company’s management is responsible for establishing and maintaining internal financial controls based on the internal control over financial reporting criteria established by the Group considering the essential components of internal control stated in the Guidance Note on Audit of Internal Financial Controls Over Financial Reporting issued by the Institute of Chartered Accountants of India. These responsibilities include the design, implementation and maintenance of adequate internal financial controls that were operating effectively for ensuring the orderly and efficient conduct of its business, including adherence to Group’s policies, the safeguarding of its assets, the prevention and detection of frauds and errors, the accuracy and completeness of the accounting records, and the timely preparation of reliable financial information, as required under the Companies Act, 2013.

#### **Auditor’s Responsibility**

Our responsibility is to express an opinion on the Group’s internal financial controls over financial reporting based on our audit. We conducted our audit in accordance with the Guidance Note on Audit of Internal Financial Controls Over Financial Reporting (the “Guidance Note”) issued by the Institute of Chartered Accountants of India and the Standards on Auditing prescribed under Section 143(10) of the Companies Act, 2013, to the extent applicable to an audit of internal financial controls. Those Standards and the Guidance Note require that we comply with ethical requirements and plan and perform the audit to obtain reasonable assurance about whether adequate internal financial controls over financial reporting was established and maintained and if such controls operated effectively in all material respects.

Our audit involves performing procedures to obtain audit evidence about the adequacy of the internal financial controls system over financial reporting and their operating effectiveness. Our audit of internal financial controls over financial reporting included obtaining an understanding of internal financial controls over financial reporting, assessing the risk that a material weakness exists, and testing and evaluating the design and operating effectiveness of internal control based on the assessed risk. The procedures selected depend on the auditor’s judgement, including the assessment of the risks of material misstatement of the financial statements, whether due to fraud or error.

We believe that the audit evidence we have obtained is sufficient and appropriate to provide a basis for our audit opinion on the Group’s internal financial controls system over financial reporting.

#### **Meaning of Internal Financial Controls Over Financial Reporting**

A Group’s internal financial control over financial reporting is a process designed to provide reasonable assurance regarding the reliability of financial reporting and the preparation of financial statements for external purposes in accordance with generally accepted accounting principles. A Group’s internal financial control over financial reporting includes those policies and procedures that (1) pertain to the maintenance of records that, in reasonable detail, accurately and fairly reflect the transactions and dispositions of the assets of the company; (2) provide reasonable assurance that transactions are recorded as necessary to permit preparation of consolidated financial statements in accordance with generally accepted accounting principles, and that receipts and expenditures of the Group are being made only in accordance with authorisations of management and directors of the Group; and (3) provide reasonable assurance regarding prevention or timely detection of unauthorised acquisition, use, or disposition of the Group’s assets that could have a material effect on the consolidated financial statements.



### **Inherent Limitations of Internal Financial Controls Over Financial Reporting**

Because of the inherent limitations of internal financial controls over financial reporting, including the possibility of collusion or improper management override of controls, material misstatements due to error or fraud may occur and not be detected. Also, projections of any evaluation of the internal financial controls over financial reporting to future periods are subject to the risk that the internal financial control over financial reporting may become inadequate because of changes in conditions, or that the degree of compliance with the policies or procedures may deteriorate.

### **Opinion**

In our opinion, to the best of our information and according to the explanations given to us, the Group has, in all material respects, an adequate internal financial controls system over financial reporting and such internal financial controls over financial reporting were operating effectively as at 31 March, 2021 based on the criteria for internal financial control over financial reporting established by the Group considering the essential components of internal control stated in the Guidance Note on Audit of Internal Financial Controls Over Financial Reporting issued by the Institute of Chartered Accountants of India.

For **DELOITTE HASKINS & SELLS**  
*Chartered Accountants*  
(Firm Registration No. 302009E)

**Abhijit Bandyopadhyay**  
*Partner*  
(Membership No. 054785)

Place : Kolkata  
Date : 14 June, 2021

## Consolidated Balance Sheet

	Notes	As at 31 March 2021 Rs. in Lacs	As at 31 March 2020 Rs. in Lacs
<b>ASSETS</b>			
1. <b>Non-current assets</b>			
(a) Property, plant and equipment	3A	52,824	49,146
(b) Capital work-in-progress	3A	1,883	887
(c) Right of use assets	3C	6,834	6,808
(d) Investment property	4	11	11
(e) Goodwill	3D	2,361	2,381
(f) Other intangible assets	3B	3,338	4,114
(g) Intangible assets under development	3B	232	96
(h) Financial assets			
(i) Investments	10	225	–
(ii) Loans	5	51	55
(ii) Others	6	1,772	2,397
(i) Income tax assets	7	9	1,834
(j) Other non-current assets	8	1,229	4,461
2. <b>Current assets</b>			
(a) Inventories	9	46,228	38,338
(b) Financial assets			
(i) Investments	10	25,822	15,280
(ii) Trade receivables	11	26,569	20,454
(iii) Cash and cash equivalents	12	9,829	10,487
(iv) Other bank balances	13	2,419	2,023
(v) Loans	5	53	55
(vi) Others	6	336	436
(c) Income tax assets	7	645	–
(d) Other current assets	8	6,471	7,204
<b>Total assets</b>		<b>1,89,141</b>	<b>1,66,467</b>
<b>EQUITY AND LIABILITIES</b>			
<b>Equity</b>			
(a) Equity share capital	14	4,128	4,128
(b) Other equity		65,460	60,496
(c) Non-controlling interest		–	40
<b>Liabilities</b>			
1. <b>Non-current liabilities</b>			
(a) Financial liabilities			
(i) Borrowings	15	17,156	25,372
(ii) Lease liabilities		3,894	4,413
(iii) Other financial liabilities	16	45	26
(b) Provisions	17	5,912	6,551
(c) Deferred tax liabilities (net)	18	2,676	1,129
(d) Other non-current liabilities	19	2,562	1,669
2. <b>Current liabilities</b>			
(a) Financial liabilities			
(i) Borrowings	20	2,664	3,515
(ii) Lease liabilities		2,090	1,508
(iii) Trade payables			
(A) Total outstanding dues of micro enterprises and small enterprises		10,141	2,517
(B) Total outstanding dues of creditors other than micro enterprises and small enterprises		55,406	44,796
(iv) Other financial liabilities	16	5,271	2,549
(b) Other current liabilities	19	11,054	7,330
(c) Provisions	17	607	428
(d) Income tax liabilities		75	–
<b>Total equity and liabilities</b>		<b>1,89,141</b>	<b>1,66,467</b>

The accompanying notes 1 to 47 are an integral part of the financial statements.

In terms of our report attached  
For **Deloitte Haskins & Sells**  
Chartered Accountants

**Abhijit Bandyopadhyay**  
Partner  
Kolkata  
14 June 2021

For and on behalf of the Board of Directors

Joint Executive Chairman and Managing Director  
Managing Director and Chief Executive Officer, Home Appliances Division  
Managing Director and Chief Executive Officer, Engineering Division  
Director and Chief Financial Officer  
Company Secretary  
Goa / Kolkata  
14 June 2021

**Bikramjit Nag**  
**Rajshankar Ray**  
**Partha Sen**  
**Prabir Chatterjee**  
**G. Ray Chowdhury**

## Consolidated Statement of Profit and Loss

		For the year ended 31 March 2021 Rs. in Lacs	For the year ended 31 March 2020 Rs. in Lacs
	Notes		
I	Revenue from operations	21	2,80,080
II	Other income	22	2,236
III	<b>Total income (I + II)</b>		<b>2,82,316</b>
IV	<b>Expenses</b>		
	(a) Cost of materials consumed	23	1,23,639
	(b) Purchases of stock-in-trade		35,129
	(c) Changes in inventories of finished goods, stock-in-trade and work-in-progress	24	(2,307)
	(d) Employee benefits expense	25	30,693
	(e) Finance costs	26	3,091
	(f) Depreciation and amortisation expense	27	10,242
	(g) Other expenses	28	71,938
	<b>Total expenses (IV)</b>		<b>2,72,425</b>
V	<b>Profit before exceptional items and tax (III - IV)</b>		<b>9,891</b>
VI	Exceptional Items	40	–
VII	<b>Profit before tax (V + VI)</b>		<b>9,891</b>
VIII	<b>Tax expense</b>		
	(a) Current tax	29A	3,763
	(b) Deferred tax	29A	(283)
			<b>3,480</b>
IX	<b>Profit for the year (VII - VIII)</b>		<b>6,411</b>
X	<b>Other comprehensive income</b>		
	A (i) Items that will not be reclassified to profit or loss		
	- Remeasurements of the defined benefit plan	31	(68)
	(ii) Income tax relating to items that will not be reclassified to profit or loss	29B	25
	B (i) Items that will be reclassified to profit or loss		
	- Exchange differences in translating the financial statements of foreign operations		(14)
	(ii) Income tax relating to items that will be reclassified to profit or loss		–
	<b>Other comprehensive income</b>		<b>(57)</b>
XI	<b>Total comprehensive income for the year (IX+ X)</b>		<b>6,354</b>
	<b>Profit for the year</b>		
	Attributable to :		
	Owners of the parent		6,324
	Non-controlling interests		87
	<b>Total comprehensive income for the year</b>		
	Attributable to:		
	Owners of the parent		6,266
	Non-controlling interests		88
XII	<b>Earnings per equity share (Face value Rs. 10 each)</b>		
	(a) Basic (in Rs.)	30	15.61
	(b) Diluted (in Rs.)	30	15.61

The accompanying notes 1 to 47 are an integral part of the financial statements.

In terms of our report attached  
For **Deloitte Haskins & Sells**  
Chartered Accountants

**Abhijit Bandyopadhyay**  
Partner  
Kolkata  
14 June 2021

For and on behalf of the Board of Directors  
Joint Executive Chairman and Managing Director  
Managing Director and Chief Executive Officer, Home Appliances Division  
Managing Director and Chief Executive Officer, Engineering Division  
Director and Chief Financial Officer  
Company Secretary  
Goa / Kolkata  
14 June 2021

**Bikramjit Nag**  
**Rajshankar Ray**  
**Partha Sen**  
**Prabir Chatterjee**  
**G. Ray Chowdhury**

## Consolidated Statement of Changes in Equity

### A. Equity share capital

	As at the beginning of the reporting year	Changes in equity share capital during the year	As at the end of the reporting year
	Rs. in lacs	Rs. in lacs	Rs. in lacs
For the year ended 31 March 2020	4,128	-	4,128
For the year ended 31 March 2021	4,128	-	4,128

### B. Other equity

	Reserves and Surplus					Other comprehensive income	Attribu- table to owners of the parent	Non- controlling interest	Total
	Capital Reserve	Securities Premium	Capital Redemption Reserve	Debt Restruc- turing Reserve	Retained earnings	Foreign currency translation reserve			
	Rs. in lacs	Rs. in lacs	Rs. in lacs	Rs. in lacs	Rs. in lacs	Rs. in lacs	Rs. in lacs	Rs. in lacs	Rs. in lacs
Balance as at 01 April 2019	-	17,433	1,605	8,981	29,607	292	57,711	207	57,918
Recognised on business combination	522	-	-	-	-	-	522	-	522
Profit for the year	-	-	-	-	2,577	-	2,741	(164)	2,577
Other comprehensive income (net of tax)	-	-	-	-	(662)	181	(478)	(3)	(481)
Total comprehensive income for the year	522	-	-	-	1,915	181	2,785	(167)	2,618
Balance as at 31 March 2020	522	17,433	1,605	8,981	31,522	473	60,496	40	60,536
Profit for the year	-	-	-	-	6,411	-	6,324	87	6,411
Other comprehensive income (net of tax)	-	-	-	-	(43)	(14)	(58)	1	(57)
Total comprehensive income for the year	-	-	-	-	6,368	(14)	6,266	88	6,354
Adjustment on acquisition of non-controlling interest of a subsidiary	-	-	-	-	(1,430)	-	(1,302)	(128)	(1,430)
Balance as at 31 March 2021	522	17,433	1,605	8,981	36,460	459	65,460	-	65,460

**Capital reserve** : This reserve represents the difference between the value of net assets acquired by the Company in the course of business combinations and the consideration paid for such combinations.

**Securities premium** : This reserve represents premium on issue of shares and expenses on employee stock purchase scheme and can be utilised in accordance with the provisions of the Companies Act, 2013.

**Capital redemption reserve** : This reserve has been created under the Companies Act, 1956 on redemption of redeemable preference shares and can be utilised in accordance with the provisions of the Companies Act, 2013.

**Debt restructuring reserve** : This reserve represents the principal loan amount that were waived off in earlier years.

**Retained earnings** : This reserve represents the cumulative profits of the Group and effects of remeasurement of defined benefit plans. This can be utilised in accordance with the provisions of the Companies Act, 2013.

**Foreign currency translation reserve** : Exchange differences on translating the financial statements of foreign operations.

The accompanying notes 1 to 47 are an integral part of the financial statements.

In terms of our report attached  
For **Deloitte Haskins & Sells**  
Chartered Accountants

**Abhijit Bandyopadhyay**  
Partner

Kolkata  
14 June 2021

For and on behalf of the Board of Directors

*Joint Executive Chairman and Managing Director*  
*Managing Director and Chief Executive Officer, Home Appliances Division*  
*Managing Director and Chief Executive Officer, Engineering Division*  
*Director and Chief Financial Officer*  
Company Secretary

Goa / Kolkata  
14 June 2021

**Bikramjit Nag**  
**Rajshankar Ray**  
**Partha Sen**  
**Prabir Chatterjee**  
**G. Ray Chowdhury**

## Consolidated Cash Flow Statement

	For the year ended 31 March 2021 Rs. in Lacs	For the year ended 31 March 2020 Rs. in Lacs
<b>A. Cash flows from operating activities</b>		
Profit before tax	9,891	2,675
Adjustments for:		
Depreciation and amortisation expense	10,242	9,195
Gain on disposal of property, plant and equipment	(14)	-
Exceptional Loss of inventory due to fire	-	1,157
Write-off of property, plant and equipment	162	88
Write-off of debts/ advances	30	58
Allowances for doubtful debts and advances	104	76
Dividend from investments in mutual fund	(23)	(331)
Net loss/(gain) on disposal of mutual funds measured at FVTPL	(98)	76
Write back of liabilities no longer required	(380)	(57)
Write back of provision on assets no longer required	(6)	(47)
Income in respect to deferred revenue from government grant	(19)	(8)
Unrealised exchange (gain)/loss	(888)	1,346
Interest income on financial assets	(450)	(321)
Net gain arising on mutual funds measured at FVTPL	(783)	(101)
Net (gain)/loss arising on derivative instruments measured at FVTPL	974	(1,413)
Finance costs	2,821	1,414
<b>Operating profit before working capital changes</b>	<b>21,563</b>	<b>13,807</b>
Adjustments for:		
Trade payables	18,651	1,117
Provisions	(532)	385
Other financial liabilities	201	151
Other liabilities	2,934	1,019
Trade receivables	(6,214)	4,362
Other financial assets	(290)	(307)
Other assets	1,428	(2,253)
Loans	6	(1)
Inventories	(7,904)	1,144
<b>Cash generated from operations</b>	<b>29,843</b>	<b>19,424</b>
Income tax paid (net of refunds)	(651)	(976)
<b>Net cash generated from operating activities</b>	<b>29,192</b>	<b>18,448</b>
<b>B. Cash flows from investing activities</b>		
Investment in equity shares of a company (other than subsidiary)	(225)	-
Consideration paid for business combination	-	(3,650)
Consideration paid to the Non-controlling shareholders of a subsidiary	(1,430)	-
Government grant received (Refer note 45)	1,702	-
Purchase of property, plant and equipment	(9,330)	(22,353)
Sale of property, plant and equipment	166	4
Purchase of current investments (mutual funds)	(74,921)	(57,091)
Sale of current investments (mutual funds)	65,281	44,893
Increase in bank balances (with maturity more than 12 months)	(396)	483
Interest income on financial assets	490	305
<b>Net cash used in investing activities</b>	<b>(18,663)</b>	<b>(37,409)</b>

## Consolidated Cash Flow Statement

	For the year ended 31 March 2021 Rs. in Lacs	For the year ended 31 March 2020 Rs. in Lacs
<b>C. Cash flows from financing activities</b>		
Proceeds from borrowing	9,770	49,528
Repayment of borrowing	(15,461)	(23,920)
Lease rent paid - principal portion	(3,034)	(2,713)
Lease rent paid - interest portion	(135)	(130)
Finance costs	(2,317)	(510)
<b>Net cash generated from / (used in) financing activities</b>	<b>(11,177)</b>	<b>22,255</b>
<b>Net change in cash and cash equivalents (A+B+C)</b>	<b>(648)</b>	<b>3,294</b>
<b>Cash and cash equivalents at the beginning of the year</b>	<b>10,487</b>	<b>7,164</b>
<b>Foreign currency translation adjustment on cash and cash equivalents</b>	<b>(10)</b>	<b>29</b>
<b>Cash and cash equivalents at the end of the year [refer note 12]</b>	<b>9,829</b>	<b>10,487</b>

- The above Cash flow statement has been prepared under the "Indirect Method" as set out in Ind AS - 7 - Statements of Cash Flow.
- Pursuant to business combinations, the fair value of the following assets and liabilities assumed as at the date of acquisition has been adjusted in the respective places in the Statement of Cash Flow :

Property, plant and equipment	-	4,085
Inventories	-	248
Loans	-	1
Trade receivables	-	66
Other assets	-	7
Trade payables	-	279
Other liabilities	-	38
Other financial liability	-	3
Provisions	-	65

The accompanying notes 1 to 47 are an integral part of the financial statements.

In terms of our report attached  
For **Deloitte Haskins & Sells**  
Chartered Accountants

**Abhijit Bandyopadhyay**  
Partner  
Kolkata  
14 June 2021

For and on behalf of the Board of Directors of **IFB Industries Limited**

*Joint Executive Chairman and Managing Director*  
*Managing Director and Chief Executive Officer, Home Appliances Division*  
*Managing Director and Chief Executive Officer, Engineering Division*  
*Director and Chief Financial Officer*  
Company Secretary

Goa / Kolkata  
14 June 2021

**Bikramjit Nag**  
**Rajshankar Ray**  
**Partha Sen**  
**Prabir Chatterjee**  
**G. Ray Chowdhury**

## Notes to the consolidated financial statements for the year ended 31 March 2021

### 1A. BACKGROUND :

IFB Industries Limited ("the Holding Company") and its subsidiaries (together, "the Group") is engaged in the business of fine blanked components, home appliances and steel.

### 1B. SIGNIFICANT ACCOUNTING POLICIES :

#### a. Statement of compliance

The consolidated financial statements have been prepared in accordance with Indian Accounting Standards (Ind ASs) notified under Companies (Indian Accounting Standards) Rules, 2015. These consolidated financial statements have also been prepared in accordance with the relevant presentation requirements of the Companies Act, 2013.

Except for the changes below, the group has consistently applied accounting policies to all periods.

- i) The Group has adopted the amendments to Ind AS 116 for the first time in the current year. The amendments provide practical relief to lessees in accounting for rent concessions occurring as a direct consequence of Covid-19, by introducing a practical expedient to Ind AS 116. The practical expedient permits a lessee to elect not to assess whether a Covid-19 related rent concession is a lease modification. A lessee that makes this election shall account for any change in lease payments resulting from the Covid-19 related rent concession the same way it would account for the change applying Ind AS 116 if the change were not a lease modification. The practical expedient applies only to rent concessions occurring as a direct consequence of Covid-19 and only if all of the following conditions are met:

- The change in lease payments results in revised consideration for the lease that is substantially same as, or less than, the consideration for the lease immediately preceding the change;
- Any reduction in lease payments affects only payments originally due on or before 30 June 2021 (a rent concession meets this condition if it results in reduced lease payments on or before 30 June 2021 and increased lease payments that extend beyond 30 June 2021); and
- There is no substantive change to other terms and conditions of the lease.

The Group has applied the practical expedient retrospectively to all eligible rent concessions and has not restated prior period figures.

- ii) The Group has adopted the amendments to Ind AS 1 and Ind AS 8 for the first time in the current year. The amendments make the definition of material in Ind AS 1 easier to understand and are not intended to alter the underlying concept of materiality in Ind ASs. The concept of 'obscuring' material information with immaterial information has been included as part of the new definition. The threshold for materiality influencing users has been changed from 'could influence' to 'could reasonably be expected to influence'. The definition of material in Ind AS 8 has been replaced by a reference to the definition of material in Ind AS 1. In addition, the MCA amended other standards that contain the definition of 'material' or refer to the term 'material' to ensure consistency.

The adoption of the amendments has not had any material impact on the disclosures or on amounts reported in these financial statements.

#### b. Basis of preparation

The consolidated financial statements are prepared in accordance with the historical cost convention, except for certain items that are measured at fair values at the end of each reporting period, as explained in the accounting policies. Historical cost is generally based on the fair value of the consideration given in exchange for goods and services.

## Notes to the consolidated financial statements for the year ended 31 March 2021

Fair value is the price that would be received to sell an asset or paid to transfer a liability in an orderly transaction between market participants at the measurement date, regardless of whether that price is directly observable or estimated using another valuation technique. In estimating the fair value of an asset or a liability, the Group takes into account the characteristics of the asset or liability if market participants would take those characteristics into account when pricing the asset or liability at the measurement date. Fair value for measurement and/or disclosure purposes in these consolidated financial statements is determined on such basis, except measurements that have some similarities to fair value but are not fair value, such as net realisable value in Ind AS 2 - Inventories or value in use in Ind AS 36 - Impairment of Assets.

In addition, for financial reporting purposes, fair value measurements are categorised into Level 1, 2 or 3 based on the degree to which the inputs to the fair value measurements are observable and the significance of the inputs to the fair value measurement in its entirety, which are described as follows:

- Level 1 inputs are quoted prices (unadjusted) in active markets for identical assets or liabilities that the Group can access at the measurement date;
- Level 2 inputs are inputs, other than quoted prices included within Level 1, that are observable for the asset or liability, either directly or indirectly; and
- Level 3 inputs are unobservable inputs for the asset or liability.

The preparation of consolidated financial statements in conformity with Ind AS requires management to make judgements, estimates and assumptions (such estimates and judgements are renewed every year) that affect the application of the accounting policies and the reported amounts of assets and liabilities, the disclosure of contingent assets and liabilities at the date of the consolidated financial statements, and the reported amounts of revenues and expenses during the year. Actual results could differ from those estimates. The estimates and underlying assumptions are reviewed on an ongoing basis. Revisions to accounting estimates are recognised in the period in which the estimate is revised if the revision affects only that period; they are recognised in the period of the revision and future periods if the revision affects both current and future periods.

All assets and liabilities have been classified as current or non-current as per Group's normal operating cycle and other criteria set out in Schedule III to the Companies Act 2013 and Ind AS 1- Presentation of Financial Statements based on the nature of products and the time between the acquisition of assets for processing and their realisation in cash and cash equivalents.

### c. **Basis of consolidation**

The consolidated financial statements incorporate the financial statements of the Holding Company and entities (including structured entities) controlled by the Holding Company and its subsidiaries. Control is achieved when the Holding Company:

- has the power over the investee;
- is exposed, or has rights, to variable return from its involvement with the investee; and
- has the ability to use its power to affect its return.

Generally, there is a presumption that a majority of voting rights result in control. To support this presumption and when the Group has less than a majority of the voting or similar rights of an investee, the Group considers all relevant facts and circumstances in assessing whether it has power over an investee, including:

- The contractual arrangement with the other vote holders of the investee
- Rights arising from other contractual arrangements
- The Group's voting rights and potential voting rights
- The size of the group's holding of voting rights relative to the size and dispersion of the holdings of the other voting rights holders.



## Notes to the consolidated financial statements for the year ended 31 March 2021

The Group re-assesses whether or not it controls an investee if facts and circumstances indicate that there are changes to one or more of the three elements of control. Consolidation of a subsidiary begins when the Group obtains control over the subsidiary and ceases when the Group loses control of the subsidiary. Assets, liabilities, income and expenses of a subsidiary acquired or disposed of during the year are included in the consolidated financial statements from the date the Group gains control until the date the Group ceases to control the subsidiary.

Consolidated financial statements are prepared using uniform accounting policies for like transactions and other events in similar circumstances. If a member of the group uses accounting policies other than those adopted in the consolidated financial statements for like transactions and events in similar circumstances, appropriate adjustments are made to that group member's financial statements in preparing the consolidated financial statements to ensure conformity with the group's accounting policies.

The financial statements of all entities used for the purpose of consolidation are drawn up to same reporting date as that of the parent company. When the end of the reporting period of the parent is different from that of a subsidiary, the subsidiary prepares, for consolidation purposes, additional financial information as of the same date as the financial statements of the parent to enable the parent to consolidate the financial information of the subsidiary, unless it is impracticable to do so.

### **Consolidation procedure :**

- (a) Combine like items of assets, liabilities, equity, income, expenses and cash flows of the parent with those of its subsidiaries.
- (b) Offset (eliminate) the carrying amount of the parent's investment in each subsidiary and the parent's portion of equity of each subsidiary. Business combinations policy explains how to account for any related goodwill.
- (c) Eliminate in full intragroup assets and liabilities, equity, income, expenses and cash flows relating to transactions between entities of the group (profits or losses resulting from intragroup transactions that are recognised in assets, such as inventory and property, plant and equipment, are eliminated in full). Intragroup losses may indicate an impairment that requires recognition in the consolidated financial statements. Ind AS 12 Income Taxes applies to temporary differences that arise from the elimination of profits and losses resulting from intragroup transactions.

Profit or loss and each component of other comprehensive income (OCI) are attributed to the equity holders of the parent of the Group and to the non-controlling interests, even if this results in the non-controlling interests having a deficit balance. All intra-group assets and liabilities, equity, income, expenses and cash flows relating to transactions between members of the Group are eliminated in full on consolidation.

A change in the ownership interest of a subsidiary, without a loss of control, is accounted for as an equity transaction. If the Group loses control over a subsidiary, it

- Derecognises the assets (including goodwill) and liabilities of the subsidiary
- Derecognises the carrying amount of any non-controlling interests
- Derecognises the cumulative translation differences recorded in equity
- Recognises the fair value of the consideration received
- Recognises the fair value of any investment retained
- Recognises any surplus or deficit in profit or loss

Reclassifies the parent's share of components previously recognised in OCI to profit or loss or retained earnings, as appropriate, as would be required if the Group had directly disposed of the related assets or liabilities.

## Notes to the consolidated financial statements for the year ended 31 March 2021

**d. Going concern**

The directors have, at the time of approving the financial statements, a reasonable expectation that the Group has adequate resources to continue in operational existence for the foreseeable future. Thus, they continue to adopt the going concern basis of accounting in preparing the financial statements.

**e. Revenue recognition**

Revenue from contract with customers is recognised when the Group satisfies performance obligation by transferring promised goods and services to the customer. Performance obligations are satisfied at a point of time or over a period of time. Performance obligations satisfied over a period of time are recognised as per the terms of relevant contractual agreements/ arrangements. Performance obligations are said to be satisfied at a point of time when the customer obtains controls of the asset.

Revenue is measured based on transaction price, which is the fair value of the consideration received or receivable, stated net of discounts, returns, value added tax and goods and services tax. Transaction price is recognised based on the price specified in the contract, net of the estimated sales incentives/ discounts. Accumulated experience is used to estimate and provide for the discounts/ right of return, using the expected value method.

Revenue from services rendered over a period of time, such as annual maintenance contracts, are recognised on straight line basis over the period or as per the terms of the contract.

Dividend income from investments is recognised when the shareholder's right to receive dividend has been established provided that it is probable that the economic benefits will flow to the Group and the amount of income can be measured reliably.

Interest income from financial assets is recognized when it is probable that the economic benefit will flow to the Group and the amount can be measured reliably. Interest income is accrued on time basis, by reference to the principle outstanding and at the effective interest rate applicable, which is the rate that exactly discounts estimated future cash receipts through the expected life of the financial asset to that asset's net carrying amount on initial recognition.

Rental income from operating leases is accounted for on a straight-line basis over the lease term.

**f. Property, plant and equipment**

Property, plant and equipment are stated at cost of acquisition or construction less accumulated depreciation and impairment, if any.

Cost is inclusive of inward freight, duties and taxes and incidental expenses related to acquisition. In respect of major projects involving construction, related pre-operational expenses form part of the value of assets capitalised. Expenses capitalised also include applicable borrowing costs for qualifying assets, if any. All upgradation / enhancements are charged off as revenue expenditure unless they bring significant additional benefits.

Properties in course of construction for production, supply or administrative purposes, or for purposes not yet determined, are carried at cost, less any recognised impairment loss. Cost includes professional fees and, for qualifying assets, borrowing costs capitalised in accordance with Group's policy. Depreciation on these assets commences when they are ready for their intended use.

Depreciation on property, plant and equipment has been provided on the straight-line method less residual values as per the useful life stated below.

Freehold land is not depreciated.

The estimated useful lives, residual values and depreciation method are reviewed at the end of each reporting period, with the effect of any changes in estimate accounted for on a prospective basis.

## Notes to the consolidated financial statements for the year ended 31 March 2021

The estimated useful lives of property, plant and equipment of the Group are as follows:

Buildings	30 years
Buildings (Roads and Fences)	5 years
Building (improvements)	6 years
Plant and equipment	10 – 20 years
Plant and equipment (tools and moulds)	5years / on piece basis
Furniture and fixtures	10 years
Office equipment	3, 5,10 years
Vehicles	5, 8 years
Computers	3-6 years

An item of property, plant and equipment is derecognised upon disposal or when no future economic benefits are expected to arise from the continued use of the asset. Any gain or loss arising on the disposal or retirement of an item of property, plant and equipment is determined as the difference between the sales proceeds and the carrying amount of the asset and is recognised in the consolidated statement of profit and loss.

### g. Goodwill on consolidation

Goodwill on consolidation is stated at cost (substituted for restated cost where applicable) less impairment loss, where applicable. On disposal of a subsidiary, attributable amount of goodwill is included in the determination of the profit and loss recognised in the consolidated statement of profit and loss. Impairment loss, if any to the extent the carrying amount exceeds the recoverable amount is charged off to the consolidated statement of profit and loss as it arises and is not reversed.

For impairment testing, goodwill is allocated to cash generating unit (CGU) or group of CGUs to which it relates, which is not larger than an operating segment.

### h. Investment property

Investment property are properties held to earn rentals and/or for capital appreciation (including property under construction for such purposes). Investment properties are measured initially at cost, including transaction costs. Subsequent to initial recognition, investment properties are measured in accordance with Ind AS 16 – Property, Plant and Equipment requirements for cost model, other than those that meet the criteria to be classified as held for sale (or are included in a disposal group that is classified as held for sale) in accordance with Ind AS 105 – Non-current Assets Held for Sale and Discontinued Operations.

An investment property is derecognised upon disposal or when the investment property is permanently withdrawn from use and no future economic benefits are expected from the disposal. Any gain or loss arising on de-recognition of the property (calculated as the difference between the net disposal proceeds and the carrying amount of the asset) is included in consolidated statement of profit and loss in the period in which the property is de-recognised.

For transition to Ind AS, the Group has elected to continue with the carrying value of its investment property recognised as of 01 April 2016 (transition date) measured as per the previous GAAP and use that carrying value as its deemed cost as of the transition date.

### i. Intangible assets

Intangible assets that the Group acquires separately and from which it expects future economic benefits are capitalised upon acquisition and measured initially at cost comprising the purchase price (including import duties and non-refundable taxes) and directly attributable costs to prepare the asset for its intended use.

Internally generated assets for which the cost is clearly identifiable are capitalised at cost. All directly attributable expenditure incurred to prepare the asset for its intended use are recognised as the cost of such assets.

## Notes to the consolidated financial statements for the year ended 31 March 2021

Research expenditure is recognised as an expense when it is incurred. Development costs are capitalised only after the technical and commercial feasibility of the asset for sale or use has been established. All directly attributable expenditure incurred to prepare the asset for its intended use are recognised as the cost of such assets.

The useful life of an intangible asset is considered finite where the rights to such assets are limited to a specified period of time by contract or law (e.g., patents, licences, trademarks, franchise and servicing rights) or the likelihood of technical, technological obsolescence (e.g., computer software, design, prototypes) or commercial obsolescence (e.g., lesser known brands are those to which adequate marketing support may not be provided).

Intangible assets that have finite lives are amortized over their estimated useful lives by the straight-line method unless it is practical to reliably determine the pattern of benefits arising from the asset. An intangible asset with an indefinite useful life is not amortized.

The estimated useful lives of intangible assets of the Group are as follows:

Computer software	3 years
Technical knowhow	5 years / 7 years
Brand	5 years
Non-Compete Agreement	10 years

All intangible assets are tested for impairment. Amortisation expenses and impairment losses and reversal of impairment losses are taken to the consolidated statement of profit and loss. Thus, after initial recognition, an intangible asset is carried at its cost less accumulated amortisation and / or impairment losses.

The useful lives of intangible assets are reviewed annually to determine if a reset of such useful life is required for assets with finite lives and to confirm that business circumstances continue to support an indefinite useful life assessment for assets so classified. Based on such review, the useful life may change or the useful life assessment may change from indefinite to finite. The impact of such changes is accounted for as a change in accounting estimate.

An intangible asset is derecognised on disposal or when no future economic benefits are expected from use or disposal. Gains or losses from derecognitions are measured as the difference between the net disposal proceeds and the carrying amount of the assets, and are recognised in the consolidated statement of profit and loss when the asset is derecognised.

### j. **Impairment of tangible and intangible assets**

At the end of each reporting period, the Group reviews the carrying amounts of its tangible and intangible assets to determine whether there is any indication that those assets have suffered an impairment loss. If any such indication exists, the recoverable amount of the asset is estimated in order to determine the extent of the impairment loss (if any). When it is not possible to estimate the recoverable amount of an individual asset, the Group estimates the recoverable amount of the CGU to which the asset belongs.

Intangible assets with indefinite useful lives and intangible assets not yet available for use are tested for impairment at least annually, and whenever there is an indication that the asset may be impaired.

Recoverable amount is the higher of fair value less costs of disposal and value in use. In assessing value in use, the estimated future cash flows are discounted to their present value using a pre-tax discount rate that reflects current market assessments of the time value of money and the risks specific to the asset for which the estimates of future cash flows have not been adjusted.

If the recoverable amount of an asset (or CGU) is estimated to be less than its carrying amount, the carrying amount of the asset (or CGU) is reduced to its recoverable amount. An impairment loss is recognised immediately in the consolidated statement of profit and loss.

## Notes to the consolidated financial statements for the year ended 31 March 2021

When an impairment loss subsequently reverses, the carrying amount of the asset (or a CGU) is increased to the revised estimate of its recoverable amount, but so that the increased carrying amount does not exceed the carrying amount that would have been determined had no impairment loss been recognised for the asset (or CGU) in prior years. A reversal of an impairment loss is recognised immediately in consolidated statement of profit and loss.

### **k. Borrowing costs**

Borrowing costs directly attributable to the acquisition, construction or production of qualifying assets, which are assets that necessarily take a substantial period of time to get ready for their intended use or sale, are added to the cost of those assets, until such time as the assets are substantially ready for their intended use or sale

Investment income earned on the temporary investment of specific borrowings pending their expenditure on qualifying assets is deducted from the borrowing costs eligible for capitalisation.

All other borrowing costs are recognised in the consolidated statement of profit and loss in the period in which they are incurred.

### **l. Foreign currency transactions**

The presentation currency of the Group is Indian Rupee.

Foreign currency transactions are recorded at the exchange rate prevailing on the date of the respective transactions. Gains / losses arising on foreign currency transactions settled during the year are recognised in the consolidated statement of profit and loss.

At each reporting date, monetary assets and liabilities that are denominated in foreign currencies are retranslated at the rates prevailing at that date. Exchange differences arising on translation of monetary items are recognised in the consolidated statement of profit and loss except for exchange differences on foreign currency borrowings relating to assets under constructions for future productive use, which are included in the cost of the assets when they are regarded as an adjustment to interest costs on these foreign currency borrowings. Non-monetary items denominated in foreign currency are carried at cost.

Exchange differences arising on monetary items that, in substance, form part of the Group's net investment in a foreign operation (having a functional currency other than Indian Rupee) are accumulated in foreign currency translation reserve.

For the preparation of the consolidated financial statements :-

- assets and liabilities of foreign operations, together with goodwill and fair value adjustments assumed on acquisition thereon, are translated to Indian Rupees at exchange rate prevailing at the reporting period end.
- income and expense items are translated at the average exchange rate prevailing during the period; when exchange rates fluctuate significantly the rates prevailing on the transaction date are used instead.

Differences arising on such translation are accumulated in foreign currency translation reserve and attributed to non-controlling interests proportionately.

On the disposal of foreign operation, all of the exchange differences accumulated in equity in respect of that operating attributable to the owners of the Group is reclassified to the consolidated statement of profit and loss. In relation to partial disposal, that does not result in losing control over the subsidiary, the proportionate exchange differences accumulated in equity is reclassified to the consolidated statement of profit and loss.

### **m. Derivatives**

The Group enters into derivative financial instruments, primarily foreign exchange forward contracts and currency swaps to manage its exposure to foreign exchange risks.

## Notes to the consolidated financial statements for the year ended 31 March 2021

Derivatives are initially recognised at fair value and are subsequently re-measured to their fair value at the end of each reporting period. The resulting gains / losses is recognised in the consolidated statement of profit and loss.

### **n. Inventories**

Inventories are valued at the lower of cost and net realisable value except for raw material, work-in-progress which are valued at cost and scrap which is valued at market price of a foreign subsidiary.

Costs of inventories are determined using weighted average method. Cost comprises expenditure incurred in the normal course of business in bringing such inventories to its present location and condition and includes, where applicable, appropriate overheads based on normal level of activity. Net realisable value represents the estimated selling price for inventories less all estimated costs of completion and costs necessary to make the sale.

Obsolete, slow moving and defective inventories are identified from time to time and, where necessary, a provision is made for such inventories.

### **o. Employee benefits**

#### **Retirement benefit costs**

Contribution payable for provident fund and superannuation fund, which are defined contribution schemes are recognised as an employee benefits expense in the consolidated statement of profit and loss.

For retirement benefit – defined benefit plan i.e. gratuity, other long-term employee benefits i.e. leave encashment and sick leave, the cost of providing benefits is determined using the projected unit credit method, with actuarial valuations being carried out at the end of each annual reporting period.

Re-measurement, comprising actuarial gains and losses and the return on plan assets (excluding net interest), is reflected immediately in the consolidated balance sheet with a charge or credit in other comprehensive income for gratuity and consolidated statement of profit and loss for leave encashment and sick leave in the period in which they occur.

Re-measurement recognised in other comprehensive income is reflected immediately in retained earnings and is not reclassified to consolidated statement of profit and loss. Net interest is calculated by applying the discount rate at the beginning of the period to the net defined benefit liability or asset. Defined benefit costs are categorised as follows:

- service cost (including current service cost, past service cost, as well as gains and losses on curtailments and settlements);
- net interest expense or income; and
- re-measurement

The Group presents the first two components of defined benefit costs in consolidated statement of profit and loss in the line item 'Employee benefits expense'.

The retirement benefit obligation recognised in the consolidated balance sheet represents the actual deficit or surplus in the Group's defined benefit plans. Any surplus resulting from this calculation is limited to the present value of any economic benefits available in the form of reductions in future contributions to the plans.

For an overseas subsidiary, annual leave is recognised when they accrue to the employee. An accrual is made for the estimated liability for annual leave as a result of services rendered by the employee upto the year end date.

#### **Short-term employee benefits**

A liability is recognised for benefits accruing to employees in respect of wages and salaries.

Liabilities recognised in respect of short-term employee benefits are measured at the undiscounted amount of the benefits expected to be paid in exchange for the related service.

## Notes to the consolidated financial statements for the year ended 31 March 2021

### p. **Taxation**

Tax expenses comprises current and deferred tax.

#### **Current tax**

Current tax is measured at the amount expected to be paid to tax authorities in accordance with the Income Tax Act, 1961. The Group's current tax is calculated using tax rates and tax laws that have been enacted during the period, together with any adjustment to tax payable in respect of previous years. Current tax assets and tax liabilities are offset where the Group has a legally enforceable right to offset and intends either to settle on net basis, or to realize the asset and settle the liability simultaneously.

#### **Deferred tax**

Deferred tax is recognised on temporary differences between the carrying amounts of assets and liabilities in the consolidated financial statements and the corresponding tax bases used in the computation of taxable profit. Deferred tax liabilities are generally recognised for all taxable temporary differences. Deferred tax assets are generally recognised for all deductible temporary differences to the extent that it is probable that taxable profits will be available against which those deductible temporary differences can be utilised. Such deferred tax assets and liabilities are not recognised if the temporary difference arises from the initial recognition of assets and liabilities in a transaction that affects neither the taxable profit nor the accounting profit.

The carrying amount of deferred tax assets is reviewed at the end of each reporting period and reduced to the extent that it is no longer probable that sufficient taxable profits will be available to allow all or part of the asset to be recovered.

Deferred tax liabilities and assets are measured at the tax rates that are expected to apply in the period in which the liability is settled or the asset realised, based on tax rates and tax laws that have been enacted or substantively enacted by the end of the reporting period.

Income tax, in so far as it relates to items disclosed under other comprehensive income or equity, are disclosed separately under other comprehensive income or equity, as applicable.

Deferred tax assets and liabilities are offset when there is legally enforceable right to offset current tax assets and liabilities and when the deferred tax balances related to the same taxation authority.

Minimum Alternate Tax (MAT) credit entitlement is recognized only to the extent there is convincing evidence that the Group will pay normal tax during the period specified by the Income Tax Act, 1961. In the year in which the MAT credit becomes eligible to be recognised as an asset, the said asset is created by way of credit to the consolidated statement of profit and loss. The Group reviews the same at each balance sheet date and writes down the carrying amount of MAT credit entitlement to the extent there is no longer convincing evidence to the effect that the Group will pay normal income tax during the specified period.

### q. **Government grants**

Government grants are recognised when there is reasonable assurance that the grant will be received, and the Group will comply with the conditions attached to the grant. Accordingly, government grants:

- a) related to or used for assets are included in the consolidated balance sheet as deferred income and recognised as income over the useful life of the assets.
- b) related to incurring specific expenditures are taken to the consolidated statement of profit and loss on the same basis and in the same periods as the expenditures incurred.
- c) by way of financial assistance on the basis of certain qualifying criteria are recognised as they become receivable.

## Notes to the consolidated financial statements for the year ended 31 March 2021

### r. **Warranties**

Warranty costs are estimated by the Management on the basis of a technical evaluation and based on specific warranties, claims and claim history. Provision is made for estimated liability in respect of warranty cost in the year of sale of goods. Warranty provisions are measured at discounted amounts. The Group discounts its provision for warranty to present value at reporting dates. Consequently, the unwinding of discount is recognised in the consolidated statement of profit and loss.

Provision for warranty is expected to be utilized over a period of one to five years.

### s. **Provisions and contingent liabilities**

The Group recognizes a provision when there is a present obligation as a result of an obligating event that probably requires outflow of resources and a reliable estimate can be made of the amount of the obligation. When some or all of the economic benefits required to settle a provision are expected to be recovered from a third party, a receivable is recognised as an asset if it is virtually certain that reimbursement will be received and the amount of the receivable can be measured reliably. When a provision is measured using the cash flows estimated to settle the present obligation, its carrying amount is the present value of those cash flows (when the effect of the time value of money is material).

A disclosure of a contingent liability is made when there is a possible obligation or a present obligation that may, but probably will not, require an outflow of resources. When there is a possible obligation or a present obligation and the likelihood of outflow of resources is remote, no provision or disclosure of contingent liability is made.

### t. **Leasing**

**Group as a lessee:** At the inception of a contract, the Group assesses whether the contract is a lease or not. A contract is, or contains, a lease if the contract conveys the right to control the use of an identified asset for a time in exchange for a consideration.

The Group recognises a right-of-use asset and corresponding lease liability at the lease commencement date with respect to all lease arrangements in which it is a lessee, except for short-term leases (defined as leases with a lease term of 12 months or less) and leases of low value assets. For these leases, the Group recognises the lease payments as an operating expense on a straight-line basis over the term of the lease unless another systematic basis is more representative of the time pattern in which economic benefits from the leased assets are consumed. The right-of-use asset is initially measured at cost, which comprises the initial amount of the lease liability adjusted for any lease payments made at or before the commencement date, plus any initial direct costs incurred and an estimate of costs to dismantle and remove the underlying asset or to restore the underlying asset or the site on which it is located, less any lease incentives received.

The right-of-use asset is subsequently depreciated using the straight-line method from the commencement date to the end of the lease term and evaluated for any impairment losses.

The Group applies Ind AS 36 to determine whether a right-of-use asset is impaired and accounts for any identified impairment loss as described in the policy for 'Property, Plant and Equipment'.

Whenever the Group incurs an obligation for costs to dismantle and remove leased assets, restore the site on which it is located or restore the underlying asset to the condition required by the terms and conditions of the lease, a provision is recognised and measured under Ind AS 37. To the extent those costs relate to a right-of-use asset, the costs are included in the right-of-use asset, unless the costs are incurred to produce inventories.

The lease liability is initially measured at the present value of the lease payments that are not paid at the commencement date, discounted using the Group's incremental borrowing rate. It is re-measured when there is a change in future lease payments arising from a change in an index or rate, if there is a change in the Group's



## Notes to the consolidated financial statements for the year ended 31 March 2021

estimate of the amount expected to be payable under a residual value guarantee, or if the Group changes its assessment of whether it will exercise a purchase, extension or termination option. When the lease liability is re-measured in this way, a corresponding adjustment is made to the carrying amount of the right-of-use asset, or is recorded in consolidated statement of profit and loss if the carrying amount of the right-of-use asset has been reduced to zero.

Variable rents that do not depend on an index or rate are not included in the measurement of the lease liability and right-of-use asset. The related payments are recognised as an expense in the period in which the event or condition that triggers those payments occurs and are presented in the line 'Other Expenses' in the consolidated statement of profit and loss.

The right-of-use assets and lease liabilities are presented as a separate line item in the consolidated balance sheet.

### **Group as a lessor :**

Leases for which the Group is a lessor are classified as finance or operating leases. Whenever, the terms of the lease transfer substantially all the risks and rewards of ownership to the lessee, the contract is classified as a finance lease. All other leases are classified as operating leases.

Lease receipts under operating leases are recognised as an income, on a straight-line basis in the consolidated statement of profit and loss over the lease term except where the lease payments are structured to increase in line with expected general inflation.

The Group does not have any finance lease arrangements.

### **u. Operating segments**

Operating segments are reported in a manner consistent with the internal reporting provided to the chief operating decision-maker (CODM). The CODM, who is responsible for allocating resources and assessing performance of the operating segments, has been identified as the Board of Directors.

Segments are organised based on business which have similar economic characteristics as well as exhibit similarities in nature of products and services offered, the nature of production processes, the type and class of customer and distribution methods.

Segment revenue arising from third party customers is reported on the same basis as revenue in the consolidated financial statements. Inter-segment revenue is reported on the basis of transactions which are primarily market led. Segment results represent profits before finance charges, unallocated expenses and taxes.

"Unallocated expenses" represents revenue and expenses attributable to the enterprise as a whole and are not attributable to segments.

### **v. Financial instruments**

A financial instrument is any contract that gives rise to a financial asset of one entity and a financial liability or equity instrument of another entity. Financial assets and financial liabilities are recognised when the Group becomes a party to the contractual provisions of the instruments. Financial assets and financial liabilities are initially measured at fair value except for trade receivables that do not have a significant financing component which are measured at transaction price.

Transaction costs that are directly attributable to the acquisition or issue of financial assets and financial liabilities (other than financial assets and financial liabilities at fair value through statement of profit and loss) are added to or deducted from the fair value of the financial assets or financial liabilities, as appropriate, on initial recognition. Transaction costs directly attributable to the acquisition of financial assets or financial liabilities at fair value through statement of profit and loss are recognised immediately in consolidated statement of profit and loss.

Financial assets and liabilities are offset and the net amount is included in the consolidated balance sheet where there is a legally enforceable right to offset the recognised amounts and there is an intention to settle on a net basis or realise the asset and settle the liability simultaneously.

## Notes to the consolidated financial statements for the year ended 31 March 2021

### w. Financial assets

All regular way purchases or sales of financial assets are recognised and derecognised on a trade date basis. Regular way purchases or sales are purchases or sales of financial assets that require delivery of assets within the time frame established by regulation or convention in the market place concerned.

All recognised financial assets are subsequently measured in their entirety at either amortised cost or fair value, depending on the classification of the financial assets.

#### Classification

Management determines the classification of an asset at initial recognition depending on the purpose for which the assets were acquired. The subsequent measurement of financial assets depends on such classification.

Financial assets are classified as those measured at:

- (a) Amortised cost, where the financial assets are held solely for collection of cash flows arising from payments of principal and / or interest.
- (b) Fair value through other comprehensive income, where the financial assets are held not only for collection of cash flows arising from payments of principal and interest but also from the sale of such assets. Such assets are subsequently measured at fair value, with unrealised gains and losses arising from changes in the fair value being recognised in other comprehensive income.
- (c) Fair value through statement of profit and loss, where the assets are managed in accordance with an approved investment strategy that triggers purchase and sale decisions based on their fair value of such assets. Such assets are subsequently measured at fair value, with unrealised gains and losses arising from changes in the fair value being recognised in the consolidated statement of profit and loss in the period in which they arise.

Trade receivables, cash and cash equivalents, other bank balances, loans and other financial assets are classified for measurement at amortised cost. Derivative instruments are measured at fair value through statement of profit and loss while investments may fall under any of the aforesaid classes. However, in respect of particular investments in equity instruments that would otherwise be measured at fair value through statement of profit and loss, an irrevocable election at initial recognition may be made to present subsequent changes in fair value through other comprehensive income.

Financial assets at amortised cost are subsequently measured at amortised cost using effective interest method. The effective interest method is a method of calculating the amortised cost of an instrument and of allocating interest income over the relevant period. The effective interest rate is the rate that exactly discounts estimated future cash receipts (including all fees and points paid or received that form an integral part of the effective interest rate, transaction costs and other premiums or discounts) through the expected life of the debt instrument, or, where appropriate, a shorter period, to the net carrying amount on initial recognition.

#### Recognition

Financial assets include investments, trade receivables, derivative instruments, cash and cash equivalents, other bank balances, loans and other financial assets. Such assets are initially recognised at transaction price when the Group becomes party to contractual obligations. The transaction price includes transaction costs unless the asset is being fair valued through the consolidated statement of profit and loss.

#### Impairment

At each reporting date a financial asset such as investment, trade receivable, loans and other financial assets held at amortised cost and financial assets that are measured at fair value through other comprehensive income are tested for impairment based on evidence or information that is available without undue cost or effort. Expected credit loss is assessed and loss allowance is recognised if the credit quality of that financial asset has deteriorated significantly since initial recognition.

Loss allowances for financial assets measured at amortised cost are deducted from the gross carrying amount of

## Notes to the consolidated financial statements for the year ended 31 March 2021

the assets. For debt securities at fair value through other comprehensive income, the loss allowance is recognised in other comprehensive income and is not reduced from the carrying amount of the financial asset in the consolidated balance sheet.

The gross carrying amount of a financial asset is written off (either partially or in full) to the extent that there is no realistic prospect of recovery. This is generally the case when the Group determines that the trade receivable does not have assets or sources of income that could generate sufficient cash flows to repay the amounts subject to the write-off. However, financial assets that are written off could still be subject to enforcement activities under the Group's recovery procedures, taking into account legal advice where appropriate. Any recoveries made are recognised in consolidated statement of profit and loss.

### **Reclassification**

When and only when the business model is changed the Group shall reclassify all affected financial assets prospectively from the reclassification date as subsequently measured at amortised cost, fair value through other comprehensive income, fair value through profit and loss without restating the previously recognised gains, losses or interest and in terms of the reclassification principles laid down in the Ind AS relating to financial instruments.

### **De-recognition**

Financial assets are derecognised when the right to receive cash flows from the assets has expired, or has been transferred, and the Group has transferred substantially all of the risks and rewards of ownership. Consequently, if the asset is one that is measured at

- (a) Amortised cost, the gain or loss is recognised in the consolidated statement of profit and loss.
- (b) Fair value through other comprehensive income, the cumulative fair value adjustments previously taken to reserves are reclassified to the consolidated statement of profit and loss unless the asset represents an equity investment in which case the cumulative fair value adjustments previously taken to reserves is reclassified within equity.

## **x. Financial liabilities and equity instruments**

### **Classification**

Debt and equity instruments issued by the Group are classified as either financial liabilities or as equity in accordance with the substance of the contractual arrangements and the definitions of a financial liability and an equity instrument.

### **Equity instruments**

An equity instrument is any contract that evidences a residual interest in the assets of an entity after deducting all of its liabilities. Equity instruments issued by the Holding company are recognised at the proceeds received.

### **Financial liabilities**

Borrowings, trade payables and other financial liabilities are initially recognised at the value of the respective contractual obligations. They are subsequently measured at amortised cost. Any discount or premium on redemption / settlement is recognised in the consolidated statement of profit and loss as finance cost over the life of the liability using the effective interest method and adjusted to the liability figure disclosed in the consolidated balance sheet.

Financial liabilities are derecognised when the liability is extinguished, that is, when the contractual obligation is discharged, cancelled and on expiry.

## **y. Earning per share**

Basic earnings per share are calculated by dividing the profit and loss for the year attributable to owners of the parent of the group by the weighted average number of shares outstanding during the year. For the purpose of calculating diluted earnings per share, the net profit and loss for the year attributable to owners of the parent of

## Notes to the consolidated financial statements for the year ended 31 March 2021

the group and weighted average number of shares outstanding during the year is adjusted for the effects of all dilutive potential shares.

### **z. Business Combinations**

Acquisitions of businesses are accounted for using the acquisition method. The consideration transferred in a business combination is measured at fair value, which is calculated as the sum of the acquisition-date value of the assets transferred by the Group, liabilities incurred by the Group to the former owners of the acquiree and the equity interest issued by the Group in exchange of control of the acquiree.

Acquisition related costs are generally recognised in the consolidated statement of profit and loss as incurred. The identifiable assets acquired and liabilities assumed are recognised at fair value except deferred tax assets or liabilities and liabilities related to employee benefit arrangements which are recognised and measured in accordance with Ind AS 12 and Ind AS 19 respectively.

Goodwill is measured as the excess of the sum of the consideration transferred, the amount of non-controlling interest in the acquiree and the fair value of the Group's previously held equity interest in the acquiree over the net of the acquisition date amounts of the identifiable assets acquired and the liabilities assumed. If the net of the acquisition-date amounts of the identifiable assets acquired and liabilities assumed exceeds the sum of the consideration transferred, the amount of any non-controlling interests in the acquiree and the fair value of the acquirer's previously held interest in the acquiree (if any), the excess, after reassessment, is recognised in capital reserve through other comprehensive income or directly depending on whether there exists clear evidence of the underlying reason for classifying the business combination as a bargain purchase.

Business combinations arising from acquisition of net assets from entities that are under common control are accounted for using the pooling of interest method. The difference between any consideration transferred and the aggregate historical carrying values of assets and liabilities of the acquired entity are recognised in shareholders' equity.

## **2. USE OF ESTIMATES AND JUDGEMENTS:**

The preparation of consolidated financial statements in conformity with generally accepted accounting principles requires management to make estimates and assumptions that affect the reported amounts of assets and liabilities and disclosure of contingent liabilities at the date of the consolidated financial statements and the results of operations during the reporting period end. Although these estimates are based upon management's best knowledge of current events and actions, actual results could differ from these estimates.

The estimates and underlying assumptions are reviewed on an ongoing basis. Revisions to accounting estimates are recognised in the period in which the estimate is revised if the revision affects only that period, or in the period of the revision and future periods if the revision affects both current and future periods.

In particular, information about the significant areas of estimation, uncertainty and critical judgements in applying accounting policies that have the most significant effect on the amounts recognised in the consolidated financial statements are related to:

- (i) Useful life of property, plant and equipment and intangible assets
- (ii) Provision for product warranties
- (iii) Provision for employee benefits
- (iv) Fair value of financial assets / liabilities
- (v) Provisions and contingent liabilities
- (vi) Control
- (vii) Estimation uncertainty relating to COVID – 19 outbreak

### **Useful life of property, plant and equipment and intangible assets**

As described in the significant accounting policies, the Group reviews the estimated useful lives of property, plant and

## Notes to the consolidated financial statements for the year ended 31 March 2021

equipment and intangible assets at the end of each reporting period The Group is required to determine whether its intangible assets have indefinite or finite life which is a subject matter of judgement.

### **Provision for product warranties**

Provision is estimated in respect of warranty cost in the year of sale of goods and it represents the present value of the management's best estimate of the future outflow of economic benefit that will be required under the group's obligation for warranties. It is estimated by the management on the basis of a technical evaluation and based on specific warranties, claims and claim history.

The determination of provision for product warranties takes into account assumptions which is a subject matter of judgement.

### **Provision for employee benefits**

The determination of Group's liability towards defined benefit obligation and other long-term employee benefits to employees is made through independent actuarial valuation including determination of amounts to be recognized in the consolidated statement of profit and loss and in other comprehensive income. Such valuation depends upon assumptions determined after taking into account inflation, seniority, promotion and other relevant factors such as supply and demand factors in the employment market. Information about such valuation is provided in notes to accounts.

### **Fair value measurements and valuation processes**

Some of the Group's assets and liabilities are measured at fair value for financial reporting purposes. In estimating the fair value of an asset or a liability, the Group uses market-observable data to the extent it is available. Where Level 1 inputs are not available, the Group engages third party qualified valuers to perform the valuation, if required.

### **Provisions and contingent liabilities**

The Group has ongoing litigations with various regulatory authorities and third parties. Where an outflow of funds is believed to be probable and a reliable estimate of the outcome of the dispute can be made based on management's assessment of specific circumstances of each dispute and relevant external advice, management provides for its best estimate of the liability. Such accruals are by nature complex and can take number of years to resolve and can involve estimation uncertainty.

### **Control**

The Group assessed whether or not it has control on its investees based on whether, as an investor, it has the power/ rights and consequently the practical ability to direct the relevant activities of its investees unilaterally. In making this judgement, the Group considered the absolute size of its holding, the relative size of and dispersion of other shareholders, and whether any contractual arrangements exist between the Group and other shareholders of the investees. Based on this, and in accordance with its accounting policy, the Group has determined that the entities listed in notes to the consolidated financial statements are the only entities over which Group has control.

### **Impairment of goodwill**

Determining whether goodwill is impaired requires an estimation of the value in use of the cash generating units to which goodwill has been allocated. The value in use calculation requires the Group to estimate the future cash flows expected to arise from the cash-generating unit and a suitable discount rate in order to calculate present value which is a subject matter of judgement.

### **Estimation uncertainty relating to COVID – 19 outbreak**

The Management has considered the possible effects, if any that may result from the pandemic relating to COVID-19 on the carrying amounts of assets. In developing the assumptions and estimates relating to the uncertainties as at the Balance Sheet date in relation to the recoverable amounts of these assets, the management has considered the global economic conditions prevailing as at the date of approval of these financial statements, and has used internal and external sources of information to the extent determined by it. The actual outcome of these assumptions and estimates may vary in future due to the impact of the pandemic.

## Notes to the consolidated financial statements for the year ended 31 March 2021

### **RECENT ACCOUNTING PRONOUNCEMENTS :**

On March 24, 2021, the Ministry of Corporate Affairs ("MCA") through a notification, amended Schedule III of the Companies Act, 2013. The amendments revise Division I, II and III of Schedule III and are applicable from April 1, 2021. Key amendments relating to Division II which relate to companies whose financial statements are required to comply with Companies (Indian Accounting Standards) Rules 2015 are:

#### **Balance Sheet:**

- (i) Lease liabilities should be separately disclosed under the head 'financial liabilities', duly distinguished as current or non-current.
- (ii) Certain additional disclosures in the statement of changes in equity such as changes in equity share capital due to prior period errors and restated balances at the beginning of the current reporting period.
- (iii) Specified format for disclosure of shareholding of promoters.
- (iv) Specified format for ageing schedule of trade receivables, trade payables, capital work-in-progress and intangible asset under development.
- (v) If a company has not used funds for the specific purpose for which it was borrowed from banks and financial institutions, then disclosure of details of where it has been used.
- (vi) Specific disclosure under 'additional regulatory requirement' such as compliance with approved schemes of arrangements, compliance with number of layers of companies, title deeds of immovable property not held in name of company, loans and advances to promoters, directors, key managerial personnel (KMP) and related parties, details of benami property held etc

#### **Statement of profit and loss:**

Additional disclosures relating to Corporate Social Responsibility (CSR), undisclosed income and crypto or virtual currency specified under the head 'additional information' in the notes forming part of the consolidated financial statements.

The amendments are extensive and the Company will evaluate the same to give effect to them as required by law.

# Notes to the consolidated financial statements for the year ended 31 March 2021

## 3A Property, plant and equipment

Rs. in Lacs

	Gross Block					Depreciation and amortisation					Net Book Value	
	As at 1 April 2020	Fair Value of assets acquired on business combination	Additions	Adjustments / disposals	Foreign currency translation reserve ad- justment	As at 31 March 2021	As at 1 April 2020	For the year	Adjustments / disposals	Foreign currency translation reserve ad- justment	As at 31 March 2021	As at 31 March 2020
(a) Land	1,405	-	-	-	-	1,405	-	-	-	-	1,405	1,405
Previous year	1,405	-	-	-	-	1,405	-	-	-	-	1,405	-
(b) Buildings	10,312	-	2,253	-	-	12,566	1,104	429	-	1	1,534	11,032
Previous year	5,580	525	4,204	-	3	10,312	806	295	-	3	1,104	9,208
(c) Plant and equipment	52,718	-	7,403	(529)	44	59,636	16,874	5,435	(239)	15	22,085	37,551
Previous year	34,097	3,539	15,069	(129)	142	52,718	12,225	4,630	(49)	68	16,874	35,844
(d) Furniture and fixtures	2,526	-	415	(25)	1	2,917	768	266	(14)	1	1,021	1,896
Previous year	2,256	18	271	(20)	1	2,526	537	239	(8)	-	768	1,758
(e) Vehicles	74	-	15	-	-	89	45	9	-	-	54	35
Previous year	82	-	3	(12)	1	74	47	9	(12)	1	45	29
(f) Office equipment	568	-	81	(22)	2	629	292	80	(11)	1	362	267
Previous year	429	-	141	(4)	2	568	220	75	(4)	1	292	276
(g) Computers	1,410	-	259	(20)	1	1,650	784	246	(18)	-	1,012	638
Previous year	1,099	3	311	(4)	1	1,410	558	228	(3)	1	784	626
Total	69,013	-	10,426	(596)	49	78,892	19,867	6,465	(282)	18	26,068	49,146
Previous year	44,948	4,085	19,999	(169)	150	69,013	14,393	5,476	(76)	74	19,867	49,146
Capital work-in-progress	887	-	1,693	(700)	3	1,883	-	-	-	-	-	887
Previous year	1,848	-	771	(1,741)	9	887	-	-	-	-	-	887

Certain portions of land and building have been given on operating lease

Amount of borrowing cost capitalised during the period Rs. 230 lacs (31 March, 2020 - Rs. 433 Lacs)

## 3B Intangible assets

(a) Brand	382	-	-	-	-	382	111	76	-	187	195	271
Previous year	382	-	-	-	-	382	35	76	-	111	271	-
(b) Computer software	1,891	-	157	(2)	1	2,047	1,533	178	(2)	1,710	337	358
Previous year	1,587	-	303	(2)	3	1,891	1,123	408	(1)	3	1,533	358
(c) Technical knowhow	4,378	-	-	-	-	4,378	1,420	617	-	2,037	2,341	2,958
Previous year	2,416	-	1,962	-	-	4,378	950	470	-	1,420	2,958	-
(d) Non-compete agreement	617	-	-	-	-	617	90	62	-	152	465	527
Previous year	617	-	-	-	-	617	28	62	-	90	527	-
Total	7,268	-	157	(2)	1	7,424	3,154	933	(2)	1	4,086	4,114
Previous year	5,002	-	2,265	(2)	3	7,268	2,136	1,016	(1)	3	3,154	4,114
Intangible assets under development	96	-	165	(29)	-	232	-	-	-	-	232	96
Previous year	581	-	67	(552)	-	96	-	-	-	-	96	-

1. The amortisation of intangible assets is disclosed in the face of Consolidated Statement of Profit and Loss under the heading "Depreciation and amortisation expenses"

2. None of the above stated intangible assets are internally generated

Notes to the consolidated financial statements for the year ended 31 March 2021

**3B Intangible assets (Contd.)**

3. The remaining useful life of significant intangible assets are as under:-

Description	Remaining useful life as at 31 March 2021
(a) Design Cost for washing machines	The entire net block would be amortised in 2 years.
(b) Engineering design and process for Industrial Launderette Equipments	The entire net block would be amortised in 5 years.
(c) Design cost of Motors	The entire net block would be amortised in 3 years.
(d) Brand	The entire net block would be amortised in 3 years.
(e) Non-compete agreement	The entire net block would be amortised in 8 years.
(f) Design cost for Air Conditioner	The entire net block would be amortised in 4 years.
(g) Design cost for Washer Dryer	The entire net block would be amortised in 4 years.

**3C Right of use assets**

Rs. in Lacs

	Gross Block			Depreciation and amortisation		Net Book Value	
	As at 1 April 2020	Additions	Adjustments / disposals	As at 31 March 2021	As at 1 April 2020	As at 31 March 2021	As at 31 March 2020
<b>Right of use assets</b>							
Previous year	9,511 8,070	3,497 1,441	(2,370) —	10,638 9,511	2703 —	3,804 2,703	6,808 6,808
<b>Total</b>	<b>9,511 8,070</b>	<b>3,497 1,441</b>	<b>(2,370) —</b>	<b>10,638 9,511</b>	<b>2703 —</b>	<b>3,804 2,703</b>	<b>6,808 6,808</b>

Right of use assets pertaining to 01 April, 2019 amounting to Rs. 8,070 lacs was recognised during 2019-20



## Notes to the consolidated financial statements for the year ended 31 March 2021

### 3D Goodwill

Particulars	As at 31 March 2021 Rs. in lacs	As at 31 March 2020 Rs. in lacs
Balance as at the beginning of the year	2,381	2,330
Add: Translation differences	(20)	51
	<b>2,361</b>	<b>2,381</b>

The carrying amount of goodwill has been allocated as follows:

Home appliances division	1,355	1,355
Cold rolled steel sheets division (others)	426	426
Engineering division	580	600
	<b>2,361</b>	<b>2,381</b>

The Group tests goodwill annually for impairment, or more frequently if there are indications that goodwill might be impaired.

### 4. Investment property

Rs. in lacs

Particulars	Gross Block/Net Book Value			
	As at 1 April 2020	Additions	Adjustments/ disposals	As at 31 March 2021
Land	11	–	–	11
<b>Total</b>	11	–	–	11
Previous year	11	–	–	11

- Investment properties consist of lands in India and it includes an amount of **Rs. 7 lacs** (31 March 2020: Rs. 7 lacs) being assets given on an operating lease.
- As at 31 March 2021 and 31 March 2020 the fair values of the properties are **Rs. 645 lacs** and Rs. 586 lacs respectively. These valuations are based on valuations performed by NagChowdhury Associates, an accredited independent valuer. NagChowdhury Associates is a specialist in valuing these types of investment properties. A valuation model (market approach) in accordance with that recommended by Indian Institute of Surveyors has been applied. The fair value measurement can be categorised into level 3 category. Moreover there has been no change in the valuation technique as compared to 31 March, 2020.
- There are no restrictions on the realisability of its investment properties and no contractual obligations to either purchase, construct or develop investment properties or for repairs, maintenance and enhancements.

#### 4 Information regarding income and expenditure of investment property

Rs. in lacs

Particulars	Year ended	
	31 March 2021	31 March 2020
Rental income derived from investment property	6	6
Total profit arising from investment property	6	6

## Notes to the consolidated financial statements for the year ended 31 March 2021

### 5. Loans

Particulars	As at 31 March 2021		As at 31 March 2020	
	Current	Non Current	Current	Non Current
	Rs. in Lacs	Rs. in Lacs	Rs. in Lacs	Rs. in Lacs
<b>Unsecured, considered good</b>				
- Loans to related parties (refer note 36)	2	2	1	1
- Other Loans to employees	51	49	54	54
<b>Total</b>	<b>53</b>	<b>51</b>	<b>55</b>	<b>55</b>

### 6. Other financial assets

Particulars	As at 31 March 2021		As at 31 March 2020	
	Current	Non Current	Current	Non Current
	Rs. in Lacs	Rs. in Lacs	Rs. in Lacs	Rs. in Lacs
Margin money with more than 12 months maturity	-	31	-	31
Bank deposit with more than 12 months maturity	-	48	-	1
Security deposits				
to related parties (unsecured, considered good) - refer note 36	-	58	-	58
- to others				
(i) Unsecured, considered good	31	1,321	64	1,339
(ii) Unsecured, considered doubtful	-	14	-	14
Less: Allowance for doubtful deposits	-	14	-	14
Others				
- Derivative instruments at fair value through profit or loss and not designated as hedging instruments	65	313	286	934
- Interest accrued on fixed deposits	70	1	77	34
- Insurance and other claim receivable	-	-	1	-
- Other receivable from related parties - refer note 36	147	-	8	-
- Other receivables	23	-	-	-
<b>Total</b>	<b>336</b>	<b>1,772</b>	<b>436</b>	<b>2,397</b>

Security deposit to related parties includes advances to private limited companies in which any director is a director or a member

### 7. Income tax assets

Particulars	As at 31 March 2021		As at 31 March 2020	
	Current	Non Current	Current	Non Current
	Rs. in Lacs	Rs. in Lacs	Rs. in Lacs	Rs. in Lacs
Advance tax (net of provision)	645	9	-	1,834
<b>Total</b>	<b>645</b>	<b>9</b>	<b>-</b>	<b>1,834</b>

## Notes to the consolidated financial statements for the year ended 31 March 2021

### 8. Other assets

Particulars	As at 31 March 2021		As at 31 March 2020	
	Current	Non Current	Current	Non Current
	Rs. in Lacs	Rs. in Lacs	Rs. in Lacs	Rs. in Lacs
Capital advance	-	772	-	3,286
Advances other than capital advance				
- deposit with statutory authorities	140	424	61	414
- deposit with others	1	6	-	8
- advances with statutory authorities	3,442	25	4,787	719
- advances with related parties (refer note 36)	89	-	262	-
Other advances				
- advances for goods and services	2,090	15	1,566	45
less: allowance for doubtful advances	-	14	-	14
- prepaid expenses	709	1	528	3
<b>Total</b>	<b>6,471</b>	<b>1,229</b>	<b>7,204</b>	<b>4,461</b>
Advance with related parties includes advances to private limited companies in which any director is a director or a member	47	-	145	-

### 9. Inventories (valued at lower of cost and net realisable value)

Particulars	As at 31 March 2021 Rs. in Lacs	As at 31 March 2020 Rs. in Lacs
Raw materials	18,346	13,734
Work-in-progress	3,231	2,526
Finished goods	13,050	11,233
Stock-in-trade	6,307	6,532
Stores and spares	5,294	4,313
<b>Total</b>	<b>46,228</b>	<b>38,338</b>
<b>The above includes goods in transit as under:</b>		
Raw materials	4,804	3,044
Stock-in-trade	2,614	918
Stores and spares	136	48
	<b>7,554</b>	<b>4,010</b>

The cost of inventories recognised as an expense during the year was **Rs. 1,93,551 lacs** (31 March 2020: Rs. 1,81,982 lacs)

The cost of inventories recognised as an expense includes **Rs. 443 lacs** (31 March 2020 : Rs. 514 lacs) in respect of write-downs of inventory to its net realisable value. Further a sum of **Rs. 395 lacs** (31 March 2020: Rs. 232 lacs) is in respect of reversal of such write-downs. The write downs have been reduced primarily as a result of increased sales price or subsequent disposals.

Carrying amount of inventories carried at fair value **Rs. 558 Lacs** (31 March 2020: Rs. 1,054 lacs)

During the year ended 31 March 2020, carrying amount of inventories of **Rs. 1036 lacs** (Rs. 1,157 lacs including taxes and freight) was charged off on account of loss of Inventory lying at a warehouse of the Holding Company due to fire on 2 December, 2019. The Insurance claim for the same was lodged and the same was treated as exceptional loss. The claim survey process is still on.

Carrying amount of Inventories pledged as security for borrowings **Rs. 45,809 lacs** (31 March 2020 : Rs. 37,959 lacs)

Notes to the consolidated financial statements for the year ended 31 March 2021

**10. Investments**

Particulars	As at 31 March 2021			As at 31 March 2020		
	Current		Non Current	Current		Non Current
	Nos	Rs. in Lacs	Rs. in Lacs	Nos	Rs. in Lacs	Rs. in Lacs
<b>(A) INVESTMENT IN EQUITY INSTRUMENTS</b>						
<b>Unquoted investments (fully paid) (at fair value through statement of profit and loss unless otherwise stated)</b>						
- Astrea Greentech Private Ltd (equity shares of Rs. 10/- each)	15,000	-	225	-	-	-
		<u>-</u>	<u>225</u>		<u>-</u>	<u>-</u>
<b>(B) INVESTMENT IN MUTUAL FUNDS</b>						
<b>At fair value through statement of profit and loss</b>						
<b>Investments in Mutual Fund - unquoted</b>						
a) Aditya Birla Sun Life Saving Fund - Direct plan- growth (face value Rs 100/-)	2,93,986	1,255	-	-	-	-
b) AXIS Liquid Fund - Direct plan- growth (face value Rs. 100/-)	4,377	100	-	56,970	1,256	-
c) Edelweiss Arbitrage Fund - Growth plan (face value Rs 10/-)	54,62,724	860	-	-	-	-
d) HDFC Liquid Fund - Direct plan-growth (face value Rs. 1000/-)	-	-	-	80,833	3,158	-
e) HDFC Low Duration Fund - Direct plan- growth (face value Rs /- 10)	13,38,232	637	-	-	-	-
f) HDFC Money Market Fund - Direct plan- growth (face value Rs 1000/-)	20,036	896	-	-	-	-
g) HDFC Short Term Debt Fund - Dividend reinvestment-fortnightly (face value Rs. 10/-)	99,11,019	2,472	-	1,31,97,202	1,361	-
h) ICICI Prudential Liquid - Direct plan - daily dividend (face value Rs.100/-)	-	-	-	9,77,276	978	-
i) ICICI Prudential Money Market Fund Option - Direct plan daily dividend (face value Rs. 100/-)	-	-	-	14,44,108	1,446	-
j) ICICI Prudential Liquid - Direct plan - growth (face value Rs 100/-)	5,62,495	1,714	-	12,84,678	3,774	-
k) ICICI Prudential Ultra Short Term Fund - Direct plan - growth (face value Rs 10/-)	1,43,18,024	3,276	-	-	-	-
l) ICICI Prudential Money Market Fund - Direct plan - growth (face value Rs 100/-)	6,92,656	2,045	-	-	-	-

Notes to the consolidated financial statements for the year ended 31 March 2021

**10. Investments (Contd.)**

Particulars	As at 31 March 2021			As at 31 March 2020		
	Current		Non Current	Current		Non Current
	Nos	Rs. in Lacs	Rs. in Lacs	Nos	Rs. in Lacs	Rs. in Lacs
m) ICICI Prudential Short Term Fund - Direct plan - growth (face value Rs 10/-)	45,80,803	2,227	-	-	-	-
n) IDFC Arbitrage Fund - Direct plan - growth (face value Rs 10/-)	32,13,512	860	-	-	-	-
o) Kotak Equity Arbitrage Fund - Direct plan- growth (face value Rs 10/-)	28,22,760	855	-	55,15,321	1,603	-
p) Kotak Bond Fund - Direct plan - growth (face value Rs 10/-)	15,83,113	688	-	-	-	-
q) Kotak Money Market Fund - Direct plan - growth (face value Rs 1000/-)	20,778	724	-	-	-	-
r) Kotak Floating Rate Fund - Direct plan- growth (face value Rs 1000/-)	88,645	1,026	-	-	-	-
s) SBI Magnum Ultra Short Duration Fund - Growth plan - growth option (face value Rs. 1000/-)	13,621	643	-	-	-	-
t) SBI Magnum Low Duration Fund - Direct plan - growth (face value Rs 2000/-)	1,33,824	3,741	-	-	-	-
u) Trust MF Banking & PSU Debt Fund - Direct plan- growth (face value Rs 1000/-)	1,79,991	1,803	-	-	-	-
v) UTI Arbitrage Fund - Direct plan- growth (face value Rs 10/-)	-	-	-	62,35,374	1,704	-
<b>Total</b>		<b>25,822</b>	<b>-</b>		<b>15,280</b>	<b>-</b>
<b>Total investments</b>		<b>25,822</b>	<b>225</b>		<b>15,280</b>	<b>-</b>
<b>Other disclosures</b>						
Aggregate amount of unquoted investments		25,822	225		15,280	-
Aggregate amount of impairment in value of investments		-	-		-	-

## Notes to the consolidated financial statements for the year ended 31 March 2021

### 11. Trade receivables

Particulars	As at 31 March 2021 Rs. in Lacs	As at 31 March 2020 Rs. in Lacs
<b>Unsecured, considered good</b>		
- receivable from related parties (refer note 36)	3,395	1,979
- receivable from others	23,174	18,475
<b>Unsecured, considered doubtful</b>		
- receivable from others	229	131
Less: allowances for doubtful debts	(229)	(131)
<b>Total</b>	<b>26,569</b>	<b>20,454</b>

#### Transfer of financial assets

The Group discounted certain trade receivable with an aggregate carrying amount of Nil (31 March 2020: Rs. 760 lacs) to a bank for cash proceeds of Nil (31 March 2020: Rs. 751 lacs). If the trade receivable are not paid at maturity, the bank has the right to request the company to pay the unsettled balance. As the company has not transferred the significant risks and rewards relating to these trade receivable, it continues to recognise the full carrying amount of the receivables and has recognised the cash received on the transfer as a secured borrowings.

At the end of the reporting period, there were no trade receivable that has been transferred but have not been derecognised and the corresponding associated liability.

### 12. Cash and cash equivalents

Particulars	As at 31 March 2021 Rs. in Lacs	As at 31 March 2020 Rs. in Lacs
Balances with banks		
- current account	7,029	4,736
- deposit account	2,245	5,672
Cheques on hand	499	13
Cash on hand	56	66
<b>Total</b>	<b>9,829</b>	<b>10,487</b>

### 13. Other bank balances

Particulars	As at 31 March 2021 Rs. in Lacs	As at 31 March 2020 Rs. in Lacs
In deposit account	2,026	1,949
Margin money deposits	393	74
<b>Total</b>	<b>2,419</b>	<b>2,023</b>

## Notes to the consolidated financial statements for the year ended 31 March 2021

### 14. Equity share capital

Particulars	As at 31 March 2021		As at 31 March 2020	
	No. of shares	Rs. in lacs	No. of shares	Rs. in lacs
<b>Authorised share capital</b>				
Equity shares of Rs. 10 each	65,000,000	6,500	65,000,000	6,500
<b>Total</b>	<u>65,000,000</u>	<u>6,500</u>	<u>65,000,000</u>	<u>6,500</u>
<b>Issued, subscribed and fully paid up</b>				
Equity shares of Rs. 10 each	4,05,18,796	4,052	4,05,18,796	4,052
<b>Forfeited shares</b>				
30,50,000 (31 March 2020 : 30,50,000 equity shares of Rs. 10 each, Rs. 2.50 paid-up)	–	76	–	76
<b>Total</b>	<u>4,05,18,796</u>	<u>4,128</u>	<u>4,05,18,796</u>	<u>4,128</u>

**There has been no change in equity share capital during the year**

#### Rights, preferences and restrictions attached to equity shares

The Holding Company has a single class of equity shares. Accordingly, all equity shares rank equally with regard to dividends and share in the Holding Company's residual assets. The equity shares are entitled to receive dividend as declared from time to time. The voting rights of an equity shareholder on a poll (not on show of hands) are in proportion to its share of the paid-up equity capital of the Holding Company.

Voting rights cannot be exercised in respect of shares on which any call or other sums presently payable have not been paid.

In the event of liquidation of the Holding Company, the holders of equity shares will be entitled to receive the residual assets of the Holding Company, remaining after distribution of all preferential amounts in proportion to the number of equity shares held.

#### Details of shareholders holding more than 5% equity shares in the Holding Company

Particulars	As at 31 March 2021		As at 31 March 2020	
	%	No. of shares	%	No. of shares
1. IFB Automotive Private Limited	46.54%	1,88,56,833	46.54%	1,88,56,833
2. Nurpur Gases Private Limited	14.83%	60,10,416	14.83%	60,10,416
3. Asansol Bottling & Packaging Company Private Limited	8.31%	33,66,428	8.31%	33,66,428
4. Jwalamukhi Investment Holdings	7.17%	29,06,115	7.17%	29,05,140

## Notes to the consolidated financial statements for the year ended 31 March 2021

### 15. Non-current borrowings

Particulars	As at 31 March 2021 Rs. in Lacs	As at 31 March 2020 Rs. in Lacs
Term loan from banks - secured	17,156	25,372
<b>Total</b>	<b>17,156</b>	<b>25,372</b>

The scheduled maturity of the above borrowings is as under:

Particulars	As at 31 March 2021 Rs. in Lacs	As at 31 March 2020 Rs. in Lacs
Repayable in first year	3,472	878
<b>Current maturities of long term debt (refer note 16)</b>	<b>3,472</b>	<b>878</b>
In the second year	6,174	4,356
In the third to fifth year	10,282	19,616
Beyond fifth year	700	1,400
<b>Non-current borrowings</b>	<b>17,156</b>	<b>25,372</b>

(a) For sanction of credit facilities amounting to Rs. 2,000 lacs (including Capex Letter of Credit amounting to Rs. 1500 lacs as its sublimit) and Rs. 3,000 lacs by ICICI Bank Ltd. (Utilised as at 31.03.2021 Rs. 3,500 lacs), following securities have been created:

- Exclusive charge over the movable properties including its movable plant and machinery, machinery spares, tools and accessories and other movables, both present and future, whether installed or not and whether now lying loose or in cases or which are now lying or stored in or about or shall hereafter from time to time during the continuance of the security of these presents be brought into or upon or be stored or be in or about all the Holding Company's factories, premises and godowns or wherever else the same may be or be held by any party to the order or disposition of the Holding Company or in the course of transit or in high seas or on order, or delivery, howsoever and wheresoever in the possession of the Holding Company and either by way of substitution or addition in such manner that the security cover of 1.25 times is maintained. For the limit utilised the Term Loan is repayable in 20 quarterly instalments starting from 19 May, 2022

(b) For sanction of credit facilities amounting to Rs. 6,000 lacs and Rs. 1,000 lacs by DBS Bank India Ltd., following securities have been created:

- Hypothecation by way of first and exclusive floating charge all present and future moveable plant and machinery, equipment, appliances, furniture, vehicles, machinery, spares and stores, tools and accessories and other moveable whether or not installed and whether lying loose or in cases or which are now lying or stored in or about and may hereafter from time to time during the currency of this deed be brought into or upon or be stored in or about all the counterparty's factories, premises, warehouses and godowns or wherever else the same may be or be held by any party to the order or disposition of the counterparty or in the courses of transit or on high seas or on order, or delivery, howsoever and wheresoever in the possession of the counterparty and either by way of substitution or addition (all pertaining to Holding Company's units located at Kolkata and Bangalore) stored or to be stored at the Holding Company's Godowns or premises or wherever else the same may be except asset charged specifically for debt availed, if any for purchase of conventional press line subject to NOC being sought from DBS). The Term Loan as at 31 March, 2021 is repayable in 15 equal quarterly instalments starting from 11 March, 2021.

(c) For sanction of external commercial borrowings amounting to USD 200 lacs by Standard Chartered Bank, London, following securities have been created:

- Hypothecation by way of first and exclusive charge over all present and future moveable properties of the Company



## Notes to the consolidated financial statements for the year ended 31 March 2021

pertaining to the proposed capex for setting up of facility for manufacturing of air conditioners in Goa and on the existing plant and machinery of washing machine division at Goa (Verna) plant (except exclusive charge to term lenders), including without limitations its moveable plant and machinery, furniture and fittings, equipments, computers, hardware, computer software, machinery spares, tools and accessories and other movables, both whether now lying loose or in cases or which are now lying or stored in or about or shall hereafter from time to time during the continuance of the security of these presents be brought into or upon or be stored or be in or about all the Holding Company's premises, warehouses, stockyards and godowns or those of the Holding Company's agents, affiliates, associates or representatives or at various worksites or at any upcountry place or places wherever else the same maybe or be held by any party including, without limitation, the following plot no. N-7, Phase IV, Survey No. 261/10, Verna Industrial Estate, Verna, Goa - 403722. The external commercial borrowings standing at USD 160 lacs as at 31 March, 2021 is repayable in 13 equal quarterly instalments starting from 1 October, 2021.

**(d) For sanction of credit facilities amounting to Rs.5000 lacs by ICICI Bank Ltd., following securities have been created:**

- First and pari passu charge on all the current assets of the Holding Company - the whole of the stocks of raw materials, good-in-process, semi-finished and finished goods, consumable stores and spares and such other moveables, including book debts, bills whether documentary or clean, both present and future, whether in the possession or under the control of the Holding Company or not, whether now lying loose or in cases or which are now lying or stored in or about or shall hereafter from time to time during the continuance of these presents be brought into or upon or be stored or be in or about all the Holding Company's factories, premises and godowns situated at all places of business or wherever else the same may be or be held by any party to the order or disposition of the Holding Company or in course of transit or on high seas or on order or delivery.
- Hypothecation by way of second charge on the moveable properties of the Holding Company (save and except current assets) including its moveable plant and machinery, machinery spares, tools and accessories, non-trade receivables and other moveables both present and future whether in the possession or under the control of the Holding Company or not, whether installed or not and whether now lying loose or in cases or which are now lying or stored in or about or shall hereafter from time to time during the continuance of these presents be brought into or upon or be stored or be in or about all the Holding Company's factories, premises and godowns situated at all places of business or wherever else the same may be or be held by any party to the order or disposition of the Holding Company or in course of transit or on high seas or on order or delivery.
- Hypothecation by way of first and pari passu charge on the receivables of the Holding Company - all amounts owing to and received and / or receivable by, the Company and / or any person on its behalf, all book debts, all cash flows and receivables and proceeds arising from / in connection with business and all rights, titles, interest, benefits, claims and demand whatsoever of the Holding Company into or in respect of all the aforesaid assets, including but not limited to the Holding Company's cash-in-hand, both present and future. This facility remains unutilised as at 31 March, 2021.

**(e) For sanction of term loan amounting to Rs 650 lacs by Federal Bank Ltd, following securities have been created:**

**Primary Security :**

Term Loan: First charge on the machineries in the name of a subsidiary company.

**Collateral Security:**

Equitable Mortgage of factory land and building along with the property, plant and equipment (present & future). in the name of a subsidiary

The said loan has been restructured in September 2020 and thereafter equal quarterly instalments of Rs. 43 lacs is payable for 10 quarters. The entire loan will discharge by December 2022.

**(f) For sanction of term loan amounting to USD 10 lacs by Standard Chartered Bank (Thai) Public Company Limited, following securities have been created:**

Charge on specific plant and machinery of a subsidiary.

## Notes to the consolidated financial statements for the year ended 31 March 2021

### 16. Other financial liabilities

Particulars	As at 31 March 2021		As at 31 March 2020	
	Current	Non Current	Current	Non Current
	Rs. in Lacs	Rs. in Lacs	Rs. in Lacs	Rs. in Lacs
Current maturities of long-term debt (refer note 15)	3,472	–	878	–
Interest accrued but not due on borrowings	297	–	332	–
Derivative instruments at fair value through profit or loss and not designated as hedging instruments	181	–	49	–
Others				
- Security Deposit	759	45	577	26
- Payable for property, plant and equipment and intangibles	562	–	713	–
<b>Total</b>	<b>5,271</b>	<b>45</b>	<b>2,549</b>	<b>26</b>

### 17. Provisions

Particulars	As at 31 March 2021		As at 31 March 2020	
	Current	Non Current	Current	Non Current
	Rs. in Lacs	Rs. in Lacs	Rs. in Lacs	Rs. in Lacs
Provision for employee benefits				
Gratuity (refer note 31)	–	726	–	1,276
Leave encashment	3	893	6	1,376
Sick Leave	77	391	67	349
Others				
Warranty	527	3,902	355	3,550
<b>Total</b>	<b>607</b>	<b>5,912</b>	<b>428</b>	<b>6,551</b>

#### Details of movement in warranty provisions

Particulars	As at 31 March 2021 Rs. in Lacs	As at 31 March 2020 Rs. in Lacs
Balance as at the beginning of the year	3,905	2,914
Additional provisions recognised (refer note 28)	1,544	2,024
Effect of unwinding of discount (refer note 26)	221	195
Amounts used (i.e. incurred and charged against the provision) during the year	(1,241)	(1,228)
<b>Balance as at the end of the year</b>	<b>4,429</b>	<b>3,905</b>

- Provision is estimated in respect of warranty cost in the year of sale of goods and it represents the present value of the management's best estimate of the future outflow of economic benefit that will be required under the Holding Company's obligation for warranties.
- Provision for warranty is expected to be utilised over a period of 1 to 5 years.
- The estimates may vary as a result of product quality, availability of spare parts, price of raw materials, altered manufacturing processes and discount rates.
- Warranty costs are estimated by the management on the basis of a technical evaluation and based on specific warranties, claims and claim history.

## Notes to the consolidated financial statements for the year ended 31 March 2021

### 18. Deferred tax liabilities (net)

	As at 31 March 2021 Rs. in Lacs	As at 31 March 2020 Rs. in Lacs
Deferred tax liabilities	5,378	4,833
Less: Deferred tax assets	2,702	3,704
<b>Total Deferred tax liabilities (net)</b>	<b>2,676</b>	<b>1,129</b>

#### Breakup of deferred tax liabilities / asset balances is as under:-

	As at 31 March 2021 Rs. in Lacs	As at 31 March 2020 Rs. in Lacs
<b>Deferred tax liabilities</b>		
On provision for warranty	247	259
On changes in fair value of investments	94	16
On property, plant and equipment and intangible assets	5,037	4,558
	<u>5,378</u>	<u>4,833</u>
<b>Deferred tax assets</b>		
On unused tax credits (Minimum Alternate Tax credit)	–	1,834
On tax losses	326	407
On government grants	591	–
On allowance for doubtful debts and advances	90	56
On employee benefits	1,625	1,337
Other timing differences	70	70
	<u>2,702</u>	<u>3,704</u>
<b>Deferred tax liabilities (net)</b>	<b>2,676</b>	<b>1,129</b>

#### Movement of deferred tax assets / liabilities (net) is as under

	31 March 2021 Rs. in Lacs	31 March 2020 Rs. in Lacs
<b>Deferred tax liabilities / (assets) as at the beginning of the year</b>	<b>1,129</b>	<b>1,005</b>
- Deferred tax for the year (@)	(287)	308
- Minimum alternate tax credit for the year (@)	–	(389)
- Minimum alternate tax credit related to previous years - Net (@)	4	1
- Minimum alternate tax credit utilisation relating to previous years	76	203
- Minimum alternate tax credit utilised during the year	1,754	1
<b>Deferred tax liabilities as at the end of the year</b>	<b>2,676</b>	<b>1,129</b>

(@) refer note 29

## Notes to the consolidated financial statements for the year ended 31 March 2021

### Unrecognised deferred tax assets on tax losses of a subsidiary:

At the reporting date, a subsidiary has unused tax losses of Rs. 2,634 lacs (March 31, 2020: Rs. 2,385 lacs) available for offset against future profits. A deferred tax asset has been recognised in respect of Rs. 1,254 lacs (March 31, 2020: Nil) of such losses. No deferred asset has been recognised in respect of the remaining loss of Rs. 1,380 lacs (March 31, 2020: Rs. 2,385 lacs) due to lack of certainty. Included in above stated tax losses are losses of Rs.1,299 lacs (March 31, 2020: of Rs. 1,160 lacs) that will expire in as per the schedule given below. Other losses may be carried forward indefinitely.

Expiration Schedule of Tax Losses:

	31 March 2021 Rs. in Lacs
<b>Year ending on</b>	
31st March 2025	474
31st March 2026	249
31st March 2027	163
31st March 2028	274
31st March 2029 (estimated)	139
<b>Total</b>	<b>1,299</b>

### 19. Other liabilities

Particulars	As at 31 March 2021		As at 31 March 2020	
	Current	Non Current	Current	Non Current
	Rs. in Lacs	Rs. in Lacs	Rs. in Lacs	Rs. in Lacs
- Income received in advance on annual maintenance contracts and extended warranty services	4,613	992	3,466	1,651
- Deferred government grant	138	1,570	7	18
- Advance from customers	3,165	-	2,059	-
- Others				
Statutory liabilities	3,138	-	1,798	-
<b>Total</b>	<b>11,054</b>	<b>2,562</b>	<b>7,330</b>	<b>1,669</b>

### 20. Current borrowings

Particulars	As at 31 March 2021	As at 31 March 2020
	Rs. in Lacs	Rs. in Lacs
<b>Secured</b>		
Loans from banks		
- Working capital buyers credit (Refer note a below)	2,342	2,606
- Cash Credit facility from bank (Refer note c below)	51	616
Loans from Others (Refer note d below)	271	-
<b>Unsecured: Loans from Others (Refer note d below)</b>	-	293
<b>Total</b>	<b>2,664</b>	<b>3,515</b>

## Notes to the consolidated financial statements for the year ended 31 March 2021

- (a) **For sanction of working capital facility amounting to Rs 10,000 lacs by Standard Chartered Bank, following securities have been created:**
- (i) First pari passu charge on the entire current assets, both present and future.
  - (ii) First and exclusive charge on the plant & machinery of washing machine division at Goa (Verna) plant (both present and future).
  - (iii) First and exclusive charge over the plant & machinery of air-conditioner division at Goa, (both present and future).
- (b) **For sanction of capex facility amounting to Rs 2,000 lacs by Standard Chartered Bank, following securities have been created:**
- (i) First and exclusive charge on the plant & machinery of washing machine division at Goa (Verna) plant (both present and future).
  - (ii) First and exclusive charge over the plant & machinery of air-conditioner division at Goa, (both present and future).
- (c) **Hypothecation details of cash credit facility by Federal Bank Limited as at 31 March 2021**
- Working capital facilities has been sanctioned by The Federal Bank Limited to the extent Rs. 2,000 lacs. Out of this Rs. 1500 lacs can be used inter-changeably between fund based and non- fund based. Another Rs. 500 Lacs is exclusively for non-fund based. Interest rate for fund based limits are one year MCLR+0.48%. Following securities has been created:
- Primary security :**
- Cash credit / Working Capital Demand Loan. Hypothecation of all the current assets (Present & Future) of a subsidiary. LC (Import/Inland) - 10% cash margin. Extention of charge on current assets.
- Collateral Security:**
- Equitable Mortgage of factory land and building along with the property, plant and equipment (present & future) in the name of a subsidiary company.
- (d) Secured loans from others (Trishan Exports Private Limited) is secured by issuance of bank guarantee which is payable on 30th June 2021.

## 21. Revenue from operations

	For the year ended 31 March 2021 Rs. in Lacs	For the year ended 31 March 2020 Rs. in Lacs
Gross revenue from sale of manufactured products	2,52,296	2,21,723
Revenue from sale of traded products	85,707	98,664
<b>Total sale of products</b>	<b>3,38,003</b>	<b>3,20,387</b>
Less: trade schemes and discounts	70,443	69,479
<b>Sale of products (net of trade schemes and discounts)</b>	<b>2,67,560</b>	<b>2,50,908</b>
Sale of services	7,758	8,571
Other operating revenues:		
- Scrap sales	4,560	3,955
- Others	202	263
	<b>2,80,080</b>	<b>2,63,697</b>

## Notes to the consolidated financial statements for the year ended 31 March 2021

### 22. Other income

	For the year ended 31 March 2021 Rs. in Lacs	For the year ended 31 March 2020 Rs. in Lacs
<b>Interest Income</b>		
- Interest on financial assets measured at amortised cost	450	321
- Other interest	161	5
<b>Dividend from investments in mutual fund</b>	23	331
<b>Other non-operating income</b>		
(i) Operating lease rental income:		
- Investment property	6	6
- Others	161	73
(ii) Loss on disposal of property, plant and equipment	14	-
(iii) Net foreign exchange gain / (loss)	736	(1,455)
(iv) Net gain / (loss) arising on financial instruments measured at fair value through statement of profit and loss (FVTPL)		
- Mutual fund	783	101
- Equity investments	-	-
- Derivative instrument	(974)	1,413
(v) Net gain / (loss) on disposal of financial instrument measured at FVTPL		
- Mutual fund	98	(76)
(vi) Insurance claim received	71	52
(vii) Write back of liabilities no longer required (@)	380	57
(viii) Write back of provision on debts/advances no longer required	6	47
(ix) Income in respect to deferred revenue from government grant	19	8
(x) Miscellaneous income	302	367
	<u>2,236</u>	<u>1,250</u>

(@) includes write back of lease liability amounting to Rs. 44 lacs (31 March, 2020: Nil) (Refer note 33)

### 23. Cost of materials consumed

	For the year ended 31 March 2021 Rs. in Lacs	For the year ended 31 March 2020 Rs. in Lacs
<b>Raw materials consumed</b>		
Raw material inventory at the beginning of the year	13,734	10,333
Add: Fair value of raw material acquired on business acquisition	-	127
Add: Purchases during the year	1,28,261	1,06,887
Translation difference	(6)	8
	<u>1,41,989</u>	<u>1,17,355</u>
Raw material inventory at the end of the year	18,350	13,734
<b>Cost of materials consumed</b>	<u>1,23,639</u>	<u>1,03,621</u>

## Notes to the consolidated financial statements for the year ended 31 March 2021

### 24. Changes in inventories of finished goods, stock-in-trade and work-in-progress

	For the year ended 31 March 2021 Rs. in Lacs	For the year ended 31 March 2020 Rs. in Lacs
<b>Inventories as at the end of the year</b>		
Stock-in-trade	6,307	6,532
Work-in-progress (@)	3,231	2,526
Finished goods	13,050	11,233
<b>(A)</b>	<u>22,588</u>	<u>20,291</u>
<b>Inventories as at the beginning of the year</b>		
Stock-in-trade	6,532	13,313
Work-in-progress	2,526	2,420
Fair value of Finished goods acquired on business acquisition	–	7
Fair value of work-in-progress acquired on business acquisition	–	105
Finished goods	11,233	10,975
<b>(B)</b>	<u>20,291</u>	<u>26,820</u>
<b>Translation difference</b>	<b>(C)</b> <u>(10)</u>	<u>15</u>
	<b>(B + C – A)</b> <u><u>(2,307)</u></u>	<u><u>6,544</u></u>

(@) Includes semi finished fine blanked components and semi finished press tools and dies amounting to **Rs. 1,871 lacs** (31 March 2020: Rs. 1,736 lacs).

### 25. Employee benefits expense

	For the year ended 31 March 2021 Rs. in Lacs	For the year ended 31 March 2020 Rs. in Lacs
Salaries and wages	25,540	25,076
Contribution to provident and other funds	2,436	2,132
Staff welfare expenses	2,717	2,680
	<u>30,693</u>	<u>29,888</u>

### 26. Finance costs

	For the year ended 31 March 2021 Rs. in Lacs	For the year ended 31 March 2020 Rs. in Lacs
Interest on financial liabilities measured at amortised cost	2,247	822
Effect of unwinding of discount for warranty provision	221	195
Interest on discounting of lease liability	539	580
Other interest expense	84	12
	<u>3,091</u>	<u>1,609</u>

## Notes to the consolidated financial statements for the year ended 31 March 2021

### 27. Depreciation and amortisation expense

	For the year ended 31 March 2021 Rs. in Lacs	For the year ended 31 March 2020 Rs. in Lacs
Depreciation of property, plant and equipment	6,465	5,476
Amortisation of intangible assets	933	1,016
Depreciation of right of use assets	2,844	2,703
	<u>10,242</u>	<u>9,195</u>

### 28. Other expenses

	For the year ended 31 March 2021 Rs. in Lacs	For the year ended 31 March 2020 Rs. in Lacs
Consumption of stores and spare parts	14,722	13,584
Rent	441	888
Insurance	392	279
Freight, octroi and carriage	9,326	8,873
Power and fuels	3,252	3,192
Ancillary cost	7,144	6,304
Rates and taxes	513	291
Expenditure on corporate social responsibility	157	69
Office expenses	5,112	4,736
Advertisement and sales promotion	17,028	18,089
Travelling	1,303	3,397
Repairs :		
Buildings	87	136
Plant and machinery	1,268	1,269
Others	781	729
Write-off of property, plant and equipment	162	88
Write-off of debts/ advances	30	58
Allowances for doubtful debts	104	76
Bank charges	272	202
Directors' sitting fees	60	35
Service expenses	5,100	5,302
Warranty expenses	1,544	2,024
Miscellaneous expenses	3,140	2,734
	<u>71,938</u>	<u>72,355</u>



## Notes to the consolidated financial statements for the year ended 31 March 2021

### 29. Tax expense

	For the year ended 31 March 2021 Rs. in Lacs	For the year ended 31 March 2020 Rs. in Lacs
<b>A. Amount recognised in statement of profit and loss</b>		
<b>Current tax</b>		
Income tax for the year	3,691	395
Adjustments related to previous years (net)	72	(217)
<b>Total current tax</b>	<u>3,763</u>	<u>178</u>
<b>Deferred tax</b>		
Deferred tax for the year	(287)	308
Minimum alternate tax credit for the year	–	(389)
Minimum alternate tax credit related to previous years (net)	4	1
<b>Total deferred tax</b>	<u>(283)</u>	<u>(80)</u>
<b>Total</b>	<u>3,480</u>	<u>98</u>
<b>B. Amount recognised in other comprehensive income</b>		
<b>Current tax:</b>		
On items that will not be reclassified to profit or loss		
- Remeasurements of the defined benefit liabilities / (asset)	(25)	6
<b>Total</b>	<u>(25)</u>	<u>6</u>
<b>C. Reconciliation of effective tax rate</b>		
The income tax expense for the year can be reconciled to the accounting profit as follows:-		
<b>Profit before tax</b>	9,891	2,675
Income tax expense calculated @ 34.944% (31 March 2020 - 34.944%) (*)	3,456	935
Effect of income not taxable	–	(116)
Effect of additional deductions under tax	27	(730)
Effect of difference in tax rates of subsidiary companies	47	1
Effect of carry forward of losses	(326)	29
Effect of different tax rate on certain items	3	(25)
Effect of non allowable expenses	197	220
Effect of adjustments relating to earlier year	76	(216)
<b>Income tax recognised in statement of profit and loss</b>	<u>3,480</u>	<u>98</u>
Tax rate used for current tax	34.944%	34.944%
Tax rate used for deferred tax	34.944%	34.944%

(\*) The applicable tax rate is as prescribed by the Income Tax Act 1961

### 30. Earnings per share

	For the year ended 31 March 2021 Rs. in Lacs	For the year ended 31 March 2020 Rs. in Lacs
(a) Profit after taxes available to equity shareholders	6,324	2,741
(b) Weighted average number of equity shares outstanding	4,05,18,796	4,05,18,796
(c) Basic and diluted earnings per equity share of face value Rs 10 each (in Rs.) [(a)/(b)]	15.61	6.76

## Notes to the consolidated financial statements for the year ended 31 March 2021

### 31. Defined benefit plan - Gratuity

The Group operates a defined benefit plan for gratuity for its employees of the holding company and a subsidiary company. For the holding company, It is administered through approved trust in accordance with its trust deeds and rules. The concerned trusts are managed by trustees who provide guidance with regard to the management of their assets and liabilities and review their performance periodically. For a subsidiary company it is managed through Insurance companies. Risk mitigation systems are in place to ensure that the health of the portfolio is regularly reviewed and the investments do not pose any significant risk of impairment. Periodic audits are conducted to ensure the adequacy of internal controls.

The liability arising in the defined benefit plan is determined by an independent professionally qualified actuary using the projected unit credit method.

#### Risk management

The risks commonly affecting the gratuity liability and the financial results are expected to be:

1. Interest rate risk - The defined benefit obligation calculated uses a discount rate based on government bonds. If bond yield falls, the defined benefit obligations will tend to increase.
2. Salary Inflation risk - Higher the expected increase in salary will increase the defined benefit obligation.
3. Demographic risk - This is the risk of variability of results due to unsystematic nature of decrements that include mortality, withdrawal, disability and retirement. The effect of these decrements on the defined benefit obligation is not straight forward and depends upon the combination of salary increase, discount rate and vesting criteria. It is important not to overstate withdrawals because in the financial analysis the retirement benefit of a short career employee typically costs less per year as compared to a long service employee.

Rs. in Lacs

I.	Changes in defined benefit obligations	Gratuity (funded)	
		31 March 2021	31 March 2020
1.	Defined benefit obligations at the beginning of the year	6,150	4,698
2.	Current service cost	551	419
3.	Interest costs	369	323
4.	Acquisition cost / (credit)	57	159
5.	Effect of experience adjustment	55	404
6.	Effect of assumption change	76	298
7.	Benefits paid	(240)	(151)
8.	Defined benefit obligations at the end of the year	7,018	6,150

Rs. in Lacs

II.	Changes in fair value of plan assets	Gratuity (funded)	
		31 March 2021	31 March 2020
1.	Fair value of assets at the beginning of the year	4,874	3,738
2.	Interest income on plan assets	330	289
3.	Employer contribution	1,264	958
4.	Return on plan assets (less than discount rate)	64	40
5.	Benefits paid	(240)	(151)
6.	Fair value of assets at the end of the year	6,292	4,874
	Actual returns	394	329

Notes to the consolidated financial statements for the year ended 31 March 2021

Rs. in Lacs

III.	Net assets / (liabilities) recognised in balance sheet	Gratuity (funded)	
		31 March 2021	31 March 2020
	1. Defined benefit obligations	7,018	6,150
	2. Fair value of plan assets	6,292	4,874
	3. Funded status (deficit)	726	1,276
	4. Net asset / (liability) recognised in balance sheet		
	-- Current	–	–
	-- Non-current	726	1,276

Rs. in Lacs

IV.	Components of employer expenses	Gratuity (funded)	
		31 March 2021	31 March 2020
	<b>Recognised in the consolidated statement of profit and loss</b>		
	1. Current service cost	551	419
	2. Past service cost - plan amendments	–	–
	3. Net interest costs	39	34
	4. Immediate recognition of gain/(loss) - other long term employee benefit plans	–	–
	5. Total recognised in the consolidated statement of profit and loss (*)	590	453
	<b>Recognised in other comprehensive income</b>		
	1. Effect of experience adjustment	55	404
	2. Effect of assumption change	76	298
	3. Return on plan assets (less than discount rate)	(64)	(40)
	4. Immediate recognition of gain/(loss) - other long term employee benefit plans	–	–
	5. Total recognised in other comprehensive income	67	662
	<b>Total expense recognised in total comprehensive income</b>	<b>657</b>	<b>1,115</b>

(\*) recognised in "Contribution to provident and other funds" in "Employee benefits expense" under note 25

V.	Actuarial assumptions	Gratuity (funded)	
		31 March 2021	31 March 2020
	Discount rate	5.9% to 6.9%	6.1% to 6.8%
	Rate of salary increase	10.0%	10.0%
	Mortality rate	Indian Assured Lives Mortality (2006-08) Ult	Indian Assured Lives Mortality (2006-08) Ult
	Withdrawal rate	2% to 10%	2% to 10%

The estimates of rate of escalation in salary considered in actuarial valuation, take into account inflation, seniority, promotion and other relevant factors including supply and demand in employment market.

Notes to the consolidated financial statements for the year ended 31 March 2021

VI.	Plan asset information	Gratuity (funded)	
		31 March 2021	31 March 2020
	Cash	1%	34%
	Scheme of insurance - conventional products	99%	0%
	Scheme of insurance - ULIP products	0%	66%

In the absence of detailed information regarding plan assets which is funded with insurance companies, the composition of each major category of plan assets, the percentage or amount for each category to the fair value of plan assets has not been disclosed.

Rs. in Lacs

VII.	Net asset / (liability) recognised in balance sheet (including experience adjustment impact)	Gratuity (funded)	
		31 March 2021	31 March 2020
	1. Present value of defined benefit obligations	7,018	6,150
	2. Fair value of plan assets	6,292	4,874
	3. Funded status (deficit)	726	1,276
	4. Experience adjustment of plan assets -gain/(loss)	64	40
	5. Experience adjustment of obligations -gain/(loss)	(55)	(404)

VIII. Expected employer contribution for the next year (Rs. in lacs) 726 1,276

IX. Sensitivity analysis

The sensitivity results below determine their individual impact on the plan's year end defined benefit obligations. In reality, the plan is subject to multiple external experience items which may move the defined benefit obligations in similar or opposite directions, while the plan's sensitivity to such changes can vary over time.

Rs. in Lacs

		Gratuity (funded)	
		31 March 2021	31 March 2020
	Defined benefit obligations on base assumptions (refer point no V)	7,018	6,150
a.	1% increase in discount rate	6,643	5,820
b.	1% decrease in discount rate	7,440	6,518
c.	1% increase in salary escalation rate	7,374	6,466
d.	1% decrease in salary escalation rate	6,682	5,850

Rs. in Lacs

X.	Maturity analysis of benefits payments	Gratuity (funded)	
		31 March 2021	31 March 2020
	Year 1	924	830
	Year 2	999	864
	Year 3	764	932
	Year 4	963	746
	Year 5	1,059	976
	Next 5 years	4,164	4,098

The Group has contributed **Rs. 1,855 lacs** (31 March, 2020: Rs. 1,679 lacs) to defined contribution schemes

Notes to the consolidated financial statements for the year ended 31 March 2021

**32. Segment reporting**

Rs. in Lacs

	31 March 2021						
	Engineering	Home Appliances Division	Motors	Others	Unallocated	Intersegment	Total
Revenue from sale of products and services	45,095 42,840	2,26,674 2,12,173	3,348 2,691	6,957 7,075	– –	(6,756) (5,300)	2,75,318 2,59,479
Other operating revenue	3,520 3,103	660 615	25 –	564 508	– –	(7) (8)	4,762 4,218
Revenue from operations	48,615 45,943	2,27,334 2,12,788	3,373 2,691	7,521 7,583	– –	(6,763) (5,308)	2,80,080 2,63,697
Other income	438 209	386 443	27 16	294 23	1,091 559	– –	2,236 1,250
Total revenue	49,053 46,152	2,27,720 2,13,231	3,400 2,707	7,815 7,606	1,091 559	(6,763) (5,308)	2,82,316 2,64,947
Segment results before finance costs	3,220 2,838	12,028 2,499	(472) (54)	(149) (269)	(1,658) (752)	13 22	12,982 4,284
Less: finance costs							3,091 1,609
Profit before tax							9,891 2,675
Tax expense							3,480 98
Profit for the year							6,411 2,577
Segment assets	42,135 39,827	1,24,116 1,04,015	2,874 3,073	3,702 3,868	16,314 15,684	– –	1,89,141 1,66,467
Segment liabilities	20,728 20,711	90,221 72,702	1,319 1,165	1,598 2,839	5,687 4,386	– –	1,19,553 1,01,803

**Other information :**

Depreciation and amortisation expense	2,610 2,506	7,313 6,448	131 35	130 150	58 56	– –	10,242 9,195
Capital expenditure	4,664 7,627	10,134 24,652	180 602	46 88	188 1,436	– –	15,212 34,405
Non cash expenditure other than depreciation and amortisation	4 14	263 206	4 1	21 1	4 –	– –	296 222

Notes to the consolidated financial statements for the year ended 31 March 2021

**Segment reporting (Contd.)**

**Rs. in Lacs**

	<b>31 March 2021</b>
<b>Geographical information</b>	
<b>Revenue from external customers</b>	
- Within India	2,74,076 2,58,149
- Outside India	8,240 6,798
<b>Total</b>	<b>2,82,316</b> 2,64,947
<b>Non - Current assets excluding financial assets and deferred tax assets</b>	
- Within India	65,884 66,791
- Outside India	2,837 2,947
<b>Total</b>	<b>68,721</b> 69,738

(figures for previous year ended 31 March 2020, have been shown below each item)

**NOTES :**

The Group is primarily engaged in the business of fine blanked components, home appliances, motors and cold rolled steel sheets (others). Accordingly, the Group considers the above business segment as the primary segment. Segment revenue, segment result, segment asset and segment liabilities include the respective amount identifiable to each of the segments as also amounts allocated on reasonable basis. The expenses, which are not directly relatable to the business segment, are shown as unallocable corporate cost and grouped as "Unallocated". Assets and liabilities that cannot be allocated between the segments are shown as unallocable corporate assets and liabilities and are grouped as "Unallocated". These segments have been reported in the manner consistent with the internal reporting to the Board of Directors, who are the chief operating decision makers..

The geographical information considered for disclosure are revenue within India and revenue outside India.

The Group is not reliant on revenues from transactions with any single external customer and does not receive 10% or more of its revenues from transactions with any single external customer.

## Notes to the consolidated financial statements for the year ended 31 March 2021

### 33. Leases

The Group is obligated under cancellable leases for residential, office premises, warehouses, etc. Total rental expense under cancellable short term operating lease amounted to **Rs. 391 Lacs** (31 March 2020: Rs. 841 lacs).

In adopting Ind AS 116, the group applied the below practical expedients:

The group has applied a single discount rate to a portfolio of leases with reasonably similar characteristics. The leases with remaining lease term of less than 12 months are 'considered as "short term leases"'.

**The movement of lease liabilities during the year is as under:-**

	As at 31 March 2021 Rs. in Lacs	As at 31 March 2020 Rs. in Lacs
Opening Balance	5,921	–
Addition on account of adoption of Ind AS 116	–	6,743
Addition during the year	3,364	1,441
Adjustment for leases closed / expired / terminated	(627)	–
Write back of liabilities no longer required (Refer note 22)	(44)	–
Interest Expenses	539	580
Payments	(3,169)	(2,843)
<b>Closing Balance</b>	<b>5,984</b>	<b>5,921</b>

**The maturity analysis of lease liabilities is as under:**

Within one year	2,090	1,508
Beyond one year	3,894	4,413
	<b>5,984</b>	<b>5,921</b>

### 34. Commitments

	As at 31 March 2021 Rs. in Lacs	As at 31 March 2020 Rs. in Lacs
(i) Outstanding capital commitments for tangible assets	1,702	3,619
(ii) Outstanding capital commitments for intangible assets	239	–

### 35. Contingent Liabilities

	As at 31 March 2021 Rs. in Lacs	As at 31 March 2020 Rs. in Lacs
Disputed sales tax matters, excise matters, income tax matters and other matters contested in appeals.	5,838	1,596

(These disputes mostly relate to arbitrary disallowances of claims of the Company under various state laws, which are under appeal. The management is of the view that these demands are not sustainable in law and is hopeful of succeeding in appeals.)

Notes to the consolidated financial statements for the year ended 31 March 2021

36. Related party disclosures

(A) The Company has the following related parties :

<b>Investor Company :</b>	IFB Automotive Private Limited
<b>Key Management Personnel (KMP) :</b>	– Mr. Bijon Nag, Executive Chairman
	– Mr. Bikramjit Nag, Joint Executive Chairman and Managing Director
	– Mr. Prabir Chatterjee, Director and Chief Financial Officer
	– Mr. G. Ray Chowdhury, Company Secretary
	– Mr. A. K. Nag, Senior President
	– Mr. Sujan Kumar Ghosh Dastidar, President, Legal
	– Ms. Souravi Sinha, General Manager–Human Resource–Corporate
	– Mr. Uma Shankar Ghosh Dastidar, Head, Taxation
	– Mr. Rajat Paul, Assistant Vice President, IT
	– Mr. Soumitra Goswami, GM, Accounts and Finance
	<b>Home Appliance Division :</b>
	– Mr. Rajshankar Ray, Managing Director and Chief Executive Officer
	– Mr. A. S. Negi, Executive Director and Service Business Head
	– Mr. B. M. Shetye, Senior Vice President, Sustainability
	– Mr. Pawan Koul, Head of Goa factory – Washing Machine Plant
	– Mr. Sukhdev Nag, National sales head
	– Mr. Ranjan Mohan Mathur, Business Head – Cooking products
	– Mr. Abhijit Gangopadhyay, Business Head, North 2
	– Mr. R. Anand, Head, Motor Division
	– Mr. C.S.Govindaraj, CEO, Industrial Business & Projects
	– Mr. Deepak Kumar Behara, Business Head–South
	– Mr. Vilas Sanjeev Kamath, Head, Supply Chain Projects
	– Mr. Venkata Subba Rao Madala, Head of Factory – A.C. plant
	– Mr. Manoj Agnihotri, Head, Human Resources, A.C. plant
	– Mr. Narayana Panth, Head of R&D, A.C. plant
	– Mr. Kartik Ishwar Muchandi, Head, Finance and Accounts, Air conditioner and Washing Machine Plants
	– Mr. Ashish Singh, Head, Finance and Accounts, Marketing
	<b>Engineering division:</b>
	– Mr. Partha Sen, Managing Director and Chief Executive Officer
	– Mr. K. R. K. Prasad, CEO, Bangalore Engineering Factory
	– Mr. Jayanta Chanda, AVP, Finance
	– Mr. Ashok Hazra, DGM, Finance
	– Mr. Arup Das, Head Marketing



Notes to the consolidated financial statements for the year ended 31 March 2021

<b>Other related parties</b>	<ul style="list-style-type: none"> <li>- IFB Agro Industries Limited</li> <li>- IFB Agro Marine FZE (100% subsidiary of IFB Agro Industries Limited)</li> <li>- Travel Systems Limited</li> <li>- IFB Global Limited</li> <li>- IFB Appliances Limited</li> <li>- Anjali foundation</li> </ul>
<b>Employee trusts where there is significant influence (Employee trusts)</b>	<ul style="list-style-type: none"> <li>- Indian Fine Blank Limited Employees Gratuity Fund (IFBLEGF)</li> <li>- The IFBL Group Superannuation Scheme (IFBLSAF) (merged and renamed on 3 October 2019) (Earlier known as The IFBL Senior management Group Superannuation Scheme)</li> <li>- IFBL Employees' (Category-I) Superannuation Scheme (IFBLESS-Cat-I) (dissolved and merged on 3 October 2019)</li> <li>- IFBL Employees (Category Two) Group Superannuation Scheme (IFBLEGSS-Cat two) (dissolved and merged on 3 October 2019)</li> </ul>

(\*) GST input credits / liabilities paid/recovered from related parties have not been included above.

**(B) Transactions with related parties**

		<b>For the year ended 31 March 2021 Rs. in lacs</b>	<b>For the year ended 31 March 2020 Rs. in lacs</b>
<b>1</b>	<b>Sales, service and other income</b>		
	- Investor Company	4,400	4,298
	- KMP	4	3
	- Other related parties	19	22
	<b>Total</b>	<b>4,423</b>	<b>4,323</b>
<b>2</b>	<b>Purchase of inventories</b>		
	- Investor Company	90	1,957
	- Other related parties	42	13
	<b>Total</b>	<b>132</b>	<b>1,970</b>
<b>3</b>	<b>Expenditure on other services</b>		
	- Investor Company	389	221
	- Other related parties	7,744	9,847
	<b>Total</b>	<b>8,133</b>	<b>10,068</b>
<b>4</b>	<b>Expenditure on corporate social responsibility</b>		
	- Other related parties	40	-
	<b>Total</b>	<b>40</b>	<b>-</b>
<b>5</b>	<b>Expenses recovered</b>		
	- Investor Company	-	11
	<b>Total</b>	<b>-</b>	<b>11</b>
<b>6</b>	<b>Purchase of property, plant and equipment and intangibles</b>		
	- Investor Company	-	512
	<b>Total</b>	<b>-</b>	<b>512</b>
<b>7</b>	<b>Purchase of business</b>		
	- Investor Company	-	3,500
	<b>Total</b>	<b>-</b>	<b>3,500</b>

Notes to the consolidated financial statements for the year ended 31 March 2021

		For the year ended 31 March 2021 Rs. in lacs	For the year ended 31 March 2020 Rs. in lacs
8	<b>Purchase of Investment</b>		
	- Investor Company	225	–
	<b>Total</b>	225	–
9	<b>Sale of property, plant and equipment</b>		
	- Investor Company	1	–
	<b>Total</b>	1	–
10	<b>Contribution to employees' benefit plans</b>		
	- Employee trusts	715	1,413
	<b>Total</b>	715	1,413
11	<b>Exceptional gain - Surplus money received</b>		
	- Employee trusts	–	1,305
	<b>Total</b>	–	1,305
12	<b>Remuneration</b>		
	(a) Short term benefits - KMP	2,293	2,517
	(b) Post employment benefits - KMP	80	217
	(c) Other long term benefits - KMP	69	167
	<b>Total</b>	2,442	2,901

(C) Outstanding balances with related parties

		As at 31 March 2021 Rs. in lacs	As at 31 March 2020 Rs. in lacs
1	<b>Trade Receivables</b>		
	- Investor Company	3,369	1,978
	- Other related parties	26	1
	<b>Total</b>	3,395	1,979
2	<b>Security deposits given</b>		
	- Investor Company	50	50
	- Other related parties	8	8
	<b>Total</b>	58	58
3	<b>Advances given</b>		
	- Investor Company	47	145
	- KMP	1	4
	- Other related parties	41	113
	<b>Total</b>	89	262
4	<b>Loans given</b>		
	- KMP	4	2
	<b>Total</b>	4	2
5	<b>Other receivables</b>		
	- Other related parties	6	–
	- Employee trusts	141	8
	<b>Total</b>	147	8

Notes to the consolidated financial statements for the year ended 31 March 2021

		As at 31 March 2021 Rs. in lacs	As at 31 March 2020 Rs. in lacs
<b>6</b>	<b>Trade payables</b>		
	- Investor Company	43	95
	- Other related parties	163	838
	<b>Total</b>	<b>206</b>	<b>933</b>
<b>7</b>	<b>Other payables</b>		
	- Investor Company	4	-
	- Employee trusts	709	1,260
	<b>Total</b>	<b>709</b>	<b>1,260</b>

(D) Party-wise details of significant transactions with related parties

		For the year ended 31 March 2021 Rs. in lacs	For the year ended 31 March 2020 Rs. in lacs
<b>1</b>	<b>Expenditure on other services</b>		
	- Travel Systems Limited	295	1,738
	- IFB Agro Marine FZE	54	27
	- IFB Appliances Limited	6,791	7,576
<b>2</b>	<b>Expenditure on corporate social responsibility</b>		
	- Anjali foundation	40	-
<b>3</b>	<b>Contribution to employees' benefit plans</b>		
	- IFBLEGF	709	957
	- IFBLSAF	5	175
	- IFBLESS-Cat-I	-	249
<b>4</b>	<b>Exceptional gain - Surplus money received</b>		
	- IFBLSAF	-	1,305

(E) Party-wise details of significant balances with related parties

		As at 31 March 2021 Rs. in lacs	As at 31 March 2020 Rs. in lacs
<b>1</b>	<b>Security deposits given</b>		
	- IFB Agro Industries Limited	8	8
<b>2</b>	<b>Advances given</b>		
	- IFB Agro Industries Limited	41	59
<b>3</b>	<b>Other receivables</b>		
	- IFBLEGF	141	-
	- IFBLSAF	-	8
<b>4</b>	<b>Trade payables</b>		
	- IFB Agro Marine FZE	27	-
	- IFB Appliances Limited	82	772
<b>5</b>	<b>Other payables</b>		
	- IFBLEGF	709	1,260

## Notes to the consolidated financial statements for the year ended 31 March 2021

### 37. Other information

Subsidiaries consolidated in the consolidated financial statements are as under:

Name of the company	Country of incorporation	Effective voting power held by the Holding company (%) as at 31 March 2021	Effective voting power held by the Holding company (%) as at 31 March 2020
Trishan Metals Private Limited	India	100.00%	51.12%
Global Automotive and Appliances Pte. Limited (GAAL)	Singapore	100.00%	100.00%
Thai Automotive and Appliances Limited (subsidiary of GAAL)	Thailand	100.00%	100.00%

#### Changes in Group structure:

##### 31 March 2021 :

On 31 October, 2020, the Holding Company has acquired the balance 48.88% (1,14,74,020 nos. equity shares) equity shares from the other shareholders of Trishan Metals Private Limited at a consideration of Rs. 1430 lacs, thereby making Trishan Metals Private Limited as its wholly owned subsidiary.

##### 31 March 2020 :

There has been no changes in the group structure during the year.

There are no significant restrictions to access or use the assets and to settle the liabilities of the Group.

#### Additional information as required by Schedule III to the Companies Act, 2013

Name of the entity		Net assets		Share in profit or loss		Share in other comprehensive income (OCI)		Share in total comprehensive income (TCI)	
		As a % of net assets	Amount (Rs. In lacs)	As a % of profit or loss	Amount (Rs. In lacs)	As a % of OCI	Amount (Rs. In lacs)	As a % of TCI	Amount (Rs. In lacs)
<b>Parent :</b>									
IFB Industries Ltd	31 March 2021	101.82%	70,857	96.30%	6,174	82.46%	(47)	96.43%	6,127
	31 March 2020	100.10%	64,730	108.61%	2,799	136.38%	(656)	102.24%	2,143
<b>Subsidiaries :</b>									
Trishan Metals Private Limited									
– Owner of the parent	31 March 2021	0.21%	146	-0.42%	(27)	-5.26%	3	-0.38%	(24)
	31 March 2020	0.06%	42	-6.64%	(171)	0.62%	(3)	-8.30%	(174)
– Non-controlling interest	31 March 2021	0.00%	–	1.36%	87	-1.75%	1	1.38%	88
	31 March 2020	0.06%	40	-6.36%	(164)	0.62%	(3)	-7.97%	(167)
Global Automotive and Appliances Pte. Limited (including subsidiary)	31 March 2021	7.98%	5,556	2.14%	137	170.17%	(97)	0.63%	40
	31 March 2020	8.53%	5,516	6.21%	160	-125.16%	602	36.35%	762
<b>Consolidation adjustments</b>	31 March 2021	-10.01%	(6,971)	0.62%	40	-145.62%	83	1.94%	123
	31 March 2020	-8.75%	(5,664)	-1.82%	(47)	87.54%	(421)	-22.33%	(468)
<b>Total</b>	31 March 2021	100.00%	69,588	100.00%	6,411	100.00%	(57)	100.00%	6,354
	31 March 2020	100.00%	64,664	100.00%	2,577	100.00%	(481)	100.00%	2,096

## Notes to the consolidated financial statements for the year ended 31 March 2021

### 38. Dues to micro, small and medium enterprises

The Ministry of micro, small and medium enterprises has issued an office memorandum dated 26 August 2008 which recommends that the micro and small enterprises should mention in their correspondence with its customers the entrepreneurs memorandum number as allocated after filing of the memorandum in accordance with the 'Micro, Small and Medium Enterprise Development Act, 2006 ('the Act'). Accordingly, the disclosure in respect of the amounts payable to such enterprises has been made in the financial statements based on the information received and available with the Group. Payable to micro and small enterprises as at **31 March 2021: Rs 10,141 lacs** (31 March 2020: Rs. 2,517 lacs).

Further, in view of the management, the impact of the interest, if any, that may be payable in accordance with the provisions of the Act is not expected to be material. The Group has not received any claim for interest from any supplier as at the balance sheet date.

### 39. Financial instruments and related disclosures

#### i) Capital management

The Group's capital management policy is focused on business growth and creating value for shareholders. The Group determines the amount of capital required on the basis of annual business plans and the funding needs are met through internal accruals and bank borrowings.

#### ii) Categories of financial instruments

Rs. in Lacs

Particulars	Note	As at 31 March 2021		As at 31 March 2020	
		Carrying value	Fair value	Carrying value	Fair value
<b>A. Financial assets</b>					
<b>a) Measured at amortised cost :</b>					
i) Trade receivables	11	26,569	26,569	20,454	20,454
ii) Cash and cash equivalents	12	9,829	9,829	10,487	10,487
iii) Other bank balances	13	2,419	2,419	2,023	2,023
iv) Loans	5	104	104	110	110
v) Other financial assets		1,730	1,730	1,613	1,613
<b>b) Measured at fair value through Statement of Profit and Loss:</b>					
i) Investments	10	26,047	26,047	15,280	15,280
<b>c) Derivatives measured at fair value through Statement of Profit and Loss:</b>					
i) Derivatives not designated as hedges	6	378	378	1,220	1,220
<b>B. Financial liabilities</b>					
<b>a) Measured at amortised cost :</b>					
i) Term loan from banks	15	17,156	17,156	25,372	25,372
ii) Cash Credit facility from bank	20	51	51	616	616
iii) Working capital buyers credit from banks	20	2,342	2,342	2,606	2,606
iv) Loans from Others	20	271	271	293	293
v) Lease Liabilities		5,984	5,984	5,921	5,921
vi) Trade payable		65,547	65,547	47,313	47,313
vii) Other financial liabilities		5,135	5,135	2,526	2,526
<b>b) Derivatives measured at fair value through Statement of Profit and Loss:</b>					
i) Derivative instruments not designated as hedges	16	181	181	49	49

## Notes to the consolidated financial statements for the year ended 31 March 2021

### iii) Financial risk management objectives

The Group has a system-based approach to risk management, anchored to policies and procedures and internal financial controls aimed at ensuring early identification, evaluation and management of key financial risks (such as market risk, credit risk and liquidity risk) that may arise as a consequence of its business operations as well as its investing and financing activities. Accordingly, the Group's risk management framework has the objective of ensuring that such risks are managed within acceptable and approved risk parameters in a disciplined and consistent manner and in compliance with applicable regulation. It also seeks to drive accountability in this regard.

#### a) Liquidity risks

Liquidity risk refers to the risk that the Group cannot meet its financial obligations. The objective of liquid risk management is to maintain sufficient liquidity and ensure that funds are available for use as per requirements.

The Group has obtained fund and non-fund based working capital loans from banks. Furthermore, the Group has sufficient quantities of finished goods and stock-in-trade which are liquid and readily saleable. Hence the risk that the Group may not be able to settle its financial liabilities as they become due does not exist.

The following tables shows a maturity analysis of the anticipated cash flows for the Group's derivative and non-derivative financial liabilities.

#### As at 31 March 2021

	Total	Due within one year	Due after one year
	Rs. in Lacs	Rs. in Lacs	Rs. in Lacs
Borrowings	19,820	2,664	17,156
Lease liabilities	5,984	2,090	3,894
Trade payables	65,547	65,547	–
Other financial liabilities (including current maturities of long-term debt)	5,135	5,090	45
Derivative financial liabilities	181	181	–
<b>Total</b>	<b>96,667</b>	<b>75,572</b>	<b>21,095</b>

#### As at 31 March 2020

	Total	Due within one year	Due after one year
	Rs. in Lacs	Rs. in Lacs	Rs. in Lacs
Borrowings	28,887	3,515	25,372
Lease liabilities	5,921	1,508	4,413
Trade payables	47,313	47,313	–
Other financial liabilities (including current maturities of long-term debt)	2,526	2,500	26
Derivative financial liabilities	49	49	–
<b>Total</b>	<b>84,696</b>	<b>54,885</b>	<b>29,811</b>

#### b) Market risks

The Group does not trade in equities. Treasury activities, focused on managing investments in debt instruments, are centralised and administered under a set of approved policies and procedures guided by the tenets of liquidity, safety and returns. This ensures that investments are only made within the acceptable risk parameters after due evaluation.

## Notes to the consolidated financial statements for the year ended 31 March 2021

The Group's investments are predominantly held in debt mutual funds. Such investments are susceptible to market risks that arise mainly from changes in interest rate which may impact the return and value of such investments. Mark to market movements in respect of these investments are measured at fair value through consolidated statement of profit and loss.

Fixed deposits are held with highly rated banks and generally have a short tenure and are not subject to interest rate volatility.

The Group has short-term borrowings which are generally not susceptible to interest rate volatility since they are for short tenure. Long term loans from banks are at highly competitive rates and as such these loans are not that material taking into account the Group's asset base. Hence interest rate fluctuations on borrowings does not affect the Group significantly.

### c) Foreign currency risk

The Group undertakes transactions denominated in foreign currency (mainly US Dollar, Euro, GBP, RMB, THB, JPY, SGD and AED) which are subject to the risk of exchange rate fluctuations.

The carrying amount of foreign currency denominated financial assets and liabilities, are as follows:

	31 March 2021		31 March 2020	
	Rs. in lacs	Rs. in lacs	Rs. in lacs	Rs. in lacs
	Financial assets	Financial Liabilities	Financial assets	Financial Liabilities
USD	467	25,351	1,318	26,265
Euro	65	4,457	44	1,316
RMB	–	1,221	–	493
SGD	–	82	–	16
THB	–	–	–	1
JPY	–	–	–	1
<b>Total</b>	<b>532</b>	<b>31,111</b>	<b>1,362</b>	<b>28,092</b>

The Company uses forward exchange contracts and currency swaps to hedge its exposure in foreign currency.

### i) Forward exchange contracts that were outstanding for financial liabilities as at the end of respective reporting dates :

	No. of contracts	USD (lacs)	No. of contracts	Euro (lacs)	No. of contracts	RMB (lacs)
As at 31 March 2021	173	338	53	53	27	47
As at 31 March 2020	161	404	31	17	18	21

The aforesaid forwards / currency swaps have a maturity before 2nd October, 2024.

Notes to the consolidated financial statements for the year ended 31 March 2021

ii) **Unhedged foreign currency exposure as at the end of the respective reporting dates :**

	31 March 2021		31 March 2020	
	Financial assets	Financial Liabilities	Financial assets	Financial Liabilities
USD	1	3	1	–
Rs. in lacs	89	188	120	–
EURO	1	–	*	–
Rs. in lacs	65	–	22	–
RMB	–	62	–	26
Rs. in lacs	–	694	–	266
THB	–	–	–	*
Rs. in lacs	–	–	–	1
JPY	–	–	–	1
Rs. in lacs	–	–	–	1
SGD	–	2	–	*
Rs. in lacs	–	82	–	16
	154	964	142	284

\* represents foreign currency less than 50,000

iii) **Foreign currency sensitivity**

For every percentage point change in the underlying exchange rate of the outstanding foreign currency denominated assets and liabilities, holding all other variables constant, the profit before tax would change by **Rs. 306 lacs** for the year ended 31 March 2021 (31 March 2020: Rs 267 lacs).

d) **Credit risk**

Credit risk arise from the possibility that the counter party may not be able to settle their obligations. Financial instruments that are subject to such risk primarily consists of investments, trade receivables, bank deposits, loans, derivative instruments and other financial assets.

Bank deposits are primarily held with highly rated and different banks.

The Group's customer base is large and diverse limiting the risk arising out of credit concentration. Further the credit is extended in business interest in accordance with guidelines issued centrally and business-specific credit policies that are consistent with such guidelines. Exceptions are managed and approved by appropriate authorities after due consideration of the counter parties credentials and financial capacity, trade practices and prevailing business and economic conditions.

The Group's historical experience of collecting receivable and the level of default indicates that the credit risk is low and generally uniform across markets. Loss allowances are recognised where considered appropriate by the management.

The movement of allowance for doubtful advances and receivables is as under:-

	As at 31 March 2021 Rs. in lacs	As at 31 March 2020 Rs. in lacs
<b>Balance at beginning of the year</b>	<b>145</b>	<b>116</b>
Provision recognised in the year	104	76
Amounts written off during the year as uncollectible	–	(36)
Amounts recovered during the year	(3)	(10)
Provisions written back	(3)	(1)
<b>Balance at end of the year</b>	<b>243</b>	<b>145</b>



## Notes to the consolidated financial statements for the year ended 31 March 2021

Other than financial assets mentioned above, none of the Group's financial assets are either impaired or past due, and there were no indications that defaults in payment would occur.

**e) Fair value hierarchy**

The following table provides an analysis of financial instruments that are measured subsequent to initial recognition at fair value and have been grouped into Level 1, Level 2 and Level 3 below:

	Fair value hierarchy (Level)	Fair Value	
		Rs. in Lacs	Rs. in Lacs
		As at 31 March 2021	As at 31 March 2020
<b>A. Financial Assets</b>			
<b>a) Measured at FVTPL:</b>			
Investment in mutual funds	1	25,822	15,280
Investment in equity instruments (other than subsidiary)	2	225	–
<b>b) Derivatives measured at FVTPL:</b>			
Derivatives not designated as hedges	2	378	1,220
<b>B. Financial Liabilities</b>			
<b>a) Derivatives measured at FVTPL:</b>			
Derivatives not designated as hedges	2	181	49

**40 Exceptional Item includes the followings**

	Year ended 31 March 2021 Rs. in Lacs	Year ended 31 March 2020 Rs. in Lacs
(a) Surplus from superannuation scheme (#)	–	1,305
(b) Loss of inventory due to fire (@)	–	(1,157)
	<u>–</u>	<u>148</u>

# An amount of **Rs. 1305 lacs** received from The IFBL Group Superannuation Scheme for refund of Surplus money as per the Deed of Variance dated 3 October, 2019 approved by the Commissioner of Income Tax vide order dated 30 December, 2019.

@ An estimated amount of **Rs. 1157 lacs** on account of loss of Inventory lying at a warehouse of the Company due to fire on 2 December, 2019. The Insurance claim for the same was lodged and the same was treated as exceptional loss. The claim survey process is still on.

- 41.** The Group has disaggregated revenues from contract with customers for the year by the type of goods and services. The Group believe that this disaggregation best depicts how the nature, amount, timing and uncertainty of revenues and cash flows are affected by industry, market and other economic factors. Refer note 21 for revenue disaggregation.

The following table includes revenue expected to be recognised in the future related to annual maintenance contracts and extended warranty services and advance from customers.

## Notes to the consolidated financial statements for the year ended 31 March 2021

	Year ended 31 March 2022	Year ended 31 March 2023	Year ended 31 March 2024	Year ended 31 March 2025	Beyond 31 March 2025
	Rs. in lacs	Rs. in lacs	Rs. in lacs	Rs. in lacs	Rs. in lacs
Income received in advance on annual maintenance contracts	4,430	725	–	–	–
Income received in advance on extended warranty services	183	164	65	32	6
Advance from customers	3,165	–	–	–	–
	<b>7,778</b>	<b>889</b>	<b>65</b>	<b>32</b>	<b>6</b>

The Group recognised revenue of **Rs. 5,525 lacs** (31 March 2020 : Rs. 5,405 lacs) arising from opening unreceived revenue at the beginning of the year.

The below table shows the movement of Income earned in advance on annual maintenance contracts and extended warranty services and advance from customers

	As at 31 March 2021	As at 31 March 2020
	Rs. in lacs	Rs. in lacs
<b>Opening Balance</b>	<b>7,176</b>	6,399
Progress billing during the year	<b>2,76,912</b>	2,60,256
Less: Revenue recognised during the year	<b>2,75,318</b>	2,59,479
<b>Closing Balance</b>	<b>8,770</b>	7,176

Invoicing in excess of revenues from sale of services are classified as "Income received in advance on annual maintenance contracts and extended warranty services" and Invoicing in excess of revenues from sale of goods are classified as "Advance from customers" in note no 19.

42. As per the E-Waste (Management) Rules, 2016, as amended, Companies dealing in certain categories of products as specified in Schedule-I therein are required to undertake Extended Producer Responsibility (EPR) for its end-of-life products. The obligation for a financial year is measured based on sales made in the preceding 9th/10th year and the Group has met its obligations for the current year. In accordance with Appendix B of Ind AS 37, 'Provisions, Contingent Liabilities and Contingent Assets', the Group will have an e-waste obligation for future years, only if it participates in the market in those years.
43. The spread of COVID-19 has impacted businesses around the globe. In India, Governments in certain states have imposed various restrictions with the increase in number of COVID 19 cases during the months of March 2021, April 2021 and May 2021.

On the basis of the assessment done by the management and internal/ external sources of information up to the date of approval of these financial results, the carrying amounts of assets are recoverable. The impact of pandemic may be different from that estimated as at the date of these financial results and the Group will closely monitor any material changes to the future economic conditions.

44. On 31 October, 2020, the Company has acquired the balance 48.88% (1,14,74,020 nos. equity shares) equity shares from the other shareholders of Trishan Metals Private Limited at a consideration of Rs. 1430 lacs, thereby making Trishan Metals Private Limited(TMPL) as its wholly owned subsidiary.

The board of directors at its meeting held on 30 December 2020 approved the amalgamation of its wholly owned subsidiary TMPL with IFB Industries Limited (IFBIL) The transferor company (TMPL) and transferee company (IFBIL) submitted merger application on 06 February, 2021 to National Company Law Tribunal, Kolkata Bench (NCLT) with effective date considered as 01 April, 2021. The first hearing was held on 05 April, 2021. The NCLT accepted the application and by its order dated 05

## Notes to the consolidated financial statements for the year ended 31 March 2021

April, 2021 appointed the Chairperson and scrutinizer for shareholders and creditors meeting (secured and unsecured) to be held on 24 May, 2021 through video conferencing or other audio visual means to approve the 'Scheme of Amalgamation'. The meetings took place on 24 May, 2021 and the shareholders and creditors (secured and unsecured) approved the 'Scheme of Amalgamation' between TMPL and IFBIL under the provisions of Sections 230 to 232 of the Companies Act, 2013 and other relevant provisions of the Act and rules framed thereunder with requisite majority. The matter is now under process and pending before NCLT.

### **45. Government Grants**

The Group has received an amount of Rs 1702 lacs during 2020-21 under Modified Special Incentive Package Scheme (M-SIPS) of Government of India. The incentive under the scheme is in the form of capital subsidy of 25% for Capital expenditure in new projects on reimbursement basis.

The Group has adopted the income approach as prescribed in Ind AS 20 - Accounting for Government Grants and Disclosure of Government Assistance. It has recognised the government grants received (related to depreciable assets) in Statement of Profit and Loss on a systematic basis over the remaining useful life of the asset as deferred income. Balance remaining is shown in note no 19 - "Other Liabilities" as "Deferred government grant". There are no unfulfilled conditions or other contingencies attaching to this grant.

- 46.** Previous year's figures have been regrouped / reclassified wherever necessary to correspond with the current year's classification.
- 47.** The consolidated financial statements were approved by the Board of Directors on 14 June 2021.

## 10 Year Highlights

	Rs. in lacs									
	2011-12	2012-13	2013-14	2014-15	2015-16 @	2016-17 @	2017-18 @	2018-19 @	2019-20 @	2020-21 @
<b>Financial Highlights</b>										
Total revenue	81,440	92,760	1,02,896	1,27,658	1,51,425	1,91,189	2,20,710	2,55,020	2,56,418	<b>2,73,566</b>
Earnings before interest, tax, depreciation and amortisation (EBITDA)	5,114	6,193	5,335	10,165	8,275	11,612	17,502	15,649	13,318	<b>22,800</b>
Depreciation and amortisation	1,488	1,832	2,259	4,064	4,537	4,359	5,138	5,454	8,898	<b>9,911</b>
Exceptional expense / (income)	150	-	-	-	-	-	-	(1,935)	(148)	-
Profit after tax	3,054	3,145	2,160	4,973	3,136	5,513	8,325	7,395	2,799	<b>6,174</b>
Equity Share capital	3,628	4,128	4,128	4,128	4,128	4,128	4,128	4,128	4,128	<b>4,128</b>
Other Equity	20,591	27,436	29,596	34,569	37,705	43,020	50,901	57,937	60,602	<b>66,729</b>
Net worth	13,435	20,780	22,940	27,913	31,049	36,562	44,443	51,479	53,622	<b>59,749</b>
Property, plant and equipment, investment property, intangibles including CWIP (Gross)	41,619	38,775	44,743	51,979	57,787	36,231	39,509	48,374	81,491	<b>93,765</b>
Property, plant and equipment, investment property, intangibles including CWIP (Net)	16,061	19,503	24,038	27,873	29,767	31,876	30,052	33,543	57,829	<b>62,059</b>
Total assets	44,112	53,834	64,121	77,092	79,143	88,122	1,08,200	1,20,417	1,61,366	<b>1,86,172</b>
Market capitalisation	28,095	32,739	32,091	2,37,400	1,28,809	2,62,197	4,62,907	3,96,254	1,03,883	<b>4,50,178</b>
Number of employees	1,286	1,390	1,453	1,537	1,626	1,646	1,690	1,970	2,322	<b>2,466</b>
<b>Key indicators</b>										
Earnings per share (Rs.) (before exceptional items)	8.61	7.95	5.33	12.27	7.74	13.61	20.55	13.48	6.54	<b>15.24</b>
Earnings per share (Rs.) (after exceptional items)	8.61	7.95	5.33	12.27	7.74	13.61	20.55	18.25	6.91	<b>15.24</b>
Total revenue per share (Rs.)	229.29	228.93	253.95	315.06	373.72	471.85	544.71	629.39	632.84	<b>675.16</b>
Book value per share (Rs.)	68	78	83	96	103	116	136	153	160	<b>175</b>
Current ratio	1.61	1.76	1.54	1.43	1.40	1.42	1.53	1.51	1.58	<b>1.39</b>
EBITDA / Total revenue	6.3%	6.7%	5.2%	8.0%	5.5%	6.1%	7.9%	6.1%	5.2%	<b>8.3%</b>
Net profit margin	3.8%	3.4%	2.1%	3.9%	2.1%	2.9%	3.8%	2.9%	1.1%	<b>2.3%</b>
Return on net worth on PBT	26.8%	20.9%	12.8%	21.2%	11.3%	18.6%	26.9%	18.7%	5.5%	<b>16.7%</b>

@ Years beginning 2016-17 and onwards are as per Ind AS, earlier years are as per previous GAAP.


[illegible]

## NOTES

[illegible]

# ULTRAMILES

*HI-PERFORMANCE*



Precision  
at High Speed

*Fine Blanking*

ISO 9001:2008  
Certified Company

FOR MORE INFORMATION, PLEASE CONTACT CUSTOMER CARE  
E [ultramiles@ifbglobal.com](mailto:ultramiles@ifbglobal.com) P +91 80 3058 9620

OVER **6 MILLION** SATISFIED CUSTOMERS



If undelivered please return to

**IFB**

IFB Industries Limited

Plot No IND-5, Sector 1, East Kolkata Township, Kolkata 700107